FIGHTING STATS

Customer Matchup Package

Israel Adesanya vs **Shara Magomedov**

UFC Fight Night — Middleweight

Main Event · 5 rounds · UFC.com rankings: #9 Israel Adesanya vs #15 Shara Magomedov (Middleweight)
UFC Fight Night: Adesanya vs Magomedov · Dec 5, 2026

Inside this report

Matchup Brief — Israel Adesanya vs Shara Magomedov
Scouting Report — Israel Adesanya
Scouting Report — Shara Magomedov
Matchup Board A — Adesanya OFFENSE vs Magomedov DEFENSE
Matchup Board B — Adesanya DEFENSE vs Magomedov OFFENSE
Tale of the Tape
Career Striking Breakdown (multi-column)
Grappling Breakdown & Matchup Implications
Magomedov Leg Output vs Adesanya Leg Absorption
Magomedov Leg Offense — Round × Opponent
Adesanya Leg Defense — Absorbed (Round × Opponent)
Adesanya Leg Offense — Round × Opponent
Magomedov Leg Defense — Absorbed (Round × Opponent)
Opponent Career Historical Avg — Leg Sig Absorbed
Middleweight Division Context
Israel Adesanya — A/B/C/D Fight Tables
Shara Magomedov — A/B/C/D Fight Tables
Results & About FightingStats

Data as of 2026-11-19 · UFC career statistics

JOIN FOR FREE

This FightingStats report is available for FREE at Patreon.com/FightingStats for a limited time

JOIN FOR FREE

https://www.patreon.com/FightingStats

Build your own custom matchups at fightingstats.com (interactive matchups)

Public results: fightingstats.com/results

All-time since 2024: up +611.2 units at 16.7% ROI

Follow Fighting Stats

YT @FightingStatsCom · IG @fightingstats · X @FightingStatsCo · TT @fightingstatsco

MATCHUP BRIEF — Adesanya vs Magomedov

Matchup Brief — Israel Adesanya vs Shara Magomedov

Fighting Stats Dashboard stats updated: 2026-11-19 check of the 2026-11-16 pull (UFC Stats commit 96adace8, 2026-11-15 data refresh; UFC Stats data through UFC 334: Gane vs. Hokit, Nov 14, 2026) **Research as-of:** 2026-11-19 **Bout:** Middleweight (5 rounds) — **Israel Adesanya (Blue)** vs **Shara Magomedov (Red)** — UFC Fight Night: Adesanya vs. Magomedov (Main Event), Sat Dec 5, 2026, Riyadh, Saudi Arabia (UFC.com: The Venue, Riyadh; Wikipedia/Sherdog/Tapology: anb Arena)

1. Quick Tape

Israel Adesanya (Blue)		Shara Magomedov (Red)
24-6-0 (UFC **13-6**)	**Record**	**17-1-0** (UFC **6-1**)
37 on fight night (DOB Jul 22, 1989)	**Age**	**32** on fight night (DOB May 16, 1994)
6' 4" / 80"	**Height / Reach**	6' 2" / 73"
Switch	**Stance**	Orthodox
Unity MMA, Auckland (left City Kickboxing in 2026)	**Gym**	GOR MMA
#9 (MW)	**Ranking**	#15 (MW)
L4	**Streak**	W2
Joe Pyfer — TKO (Punches) L (Mar 28, 2026)	**Last fight**	Michel Pereira — Decision (Unanimous) W (Jun 27, 2026)
Pro: 16 KO / 0 SUB / 8 DEC	**Win methods**	Pro: 12 KO / 0 SUB / 5 DEC
Yes (3 KO/TKO, 1 SUB, 2 DEC losses)	**Finished before?**	No (0 KO/TKO, 0 SUB, 1 DEC loss)
~8.3 months (252 days)	**Layoff into this bout**	**~5.3 months** (161 days)
Middleweight throughout his UFC run; one light heavyweight title fight (UFC 259, Mar 2021, weighed in at 200.5 lb); before MMA, kickboxing tournaments at 86 kg and 100 kg and Super 8 boxing tournaments at cruiserweight (Wikipedia)	**Weight history**	Middleweight in the UFC; won the Arena Global light heavyweight title before the UFC (Wikipedia)

2. Statistical Edges (UFC — UFC Stats)

Middleweight division averages from UFC Stats (n=366 with metrics).

Adesanya (19, 325.8 min)	Metric	Magomedov (7, 97.3 min)	Edge
4.03 (pctl 78)	**SLpM**	5.55 (pctl 94)	Magomedov
3.22 (pctl 50)	**SApM**	3.62 (pctl 36)	Adesanya
48.4% (pctl 58)	**Str Acc**	62.8% (pctl 94)	Magomedov
55.8% (pctl 64)	**Str Def**	45.4% (pctl 23)	Adesanya
9.1% (pctl 12)	**TD Acc**	0.0% (pctl 0)	Adesanya
76.4% (pctl 76)	**TD Def**	73.3% (pctl 72)	Adesanya
0:28 (pctl 12)	**CTRL /15**	0:26 (pctl 12)	Adesanya
1:57 (pctl 68)	**CTRL against /15**	3:40 (pctl 42)	Adesanya

Adesanya (19, 325.8 min)	Metric	Magomedov (7, 97.3 min)	Edge
0.60 (pctl 79)	**KD rate /15**	0.31 (pctl 60)	Adesanya
0.09 (pctl 67)	**KD absorbed /15**	0.15 (pctl 62)	Adesanya
0.05 (1/11)	**TD Avg /15**	0.00 (0/1)	Adesanya
0.14	**Sub Avg /15**	0.00	Adesanya
Distance 92.3% / Clinch 4.9% / Ground 2.8%	**Position share (sig landed)**	Distance 79.8% / Clinch 14.3% / Ground 5.9%	—

3. Style Clash (sourced, how they normally win)

Adesanya path (how he has been winning): Two-time middleweight champion who wins by range, feints and counters; 13-6 in the UFC with five KO/TKO wins, but 0-4 since regaining the title in Apr 2023 (three stoppage losses).

Magomedov path (how he has been winning): Muay Thai/Lethwei striker, 6-1 in the UFC; four of six UFC wins by decision, finishes of Trócoli (R3) and Petrosyan (R2 spinning backfist); only loss a UD to Michael Page.

Central tension: Two strikers: Adesanya's length, feints and five-round experience against Magomedov's volume and spinning offence. The question is whether Adesanya's durability holds after three straight stoppage losses.

Physicals + stance: Adesanya is 6' 4" with an 80" reach; Magomedov is 6' 2" with a 73" reach (UFC Stats; Tapology agrees). Adesanya is listed as Switch, Magomedov as Orthodox (UFC Stats).

Shared opponents / links: Both lost on the same Riyadh card on Feb 1, 2025 (Adesanya to Imavov, Magomedov to Michael Page). Magomedov's UFC debut opponent was the middleweight Bruno Silva (not the flyweight Bruno Silva on this card).

4. Optimal Matchup Path (keys — not picks)

For Adesanya (Blue)

- Use the seven-inch reach edge and feints to keep Magomedov at the end of his strikes.
- Take the fight into rounds 4-5: Adesanya has 15 UFC fights scheduled for five rounds (UFC Stats); Magomedov has never been past round 3.
- Avoid the exchanges at range in which Imavov and Pyfer finished him.

For Magomedov (Red)

- Close the distance and force exchanges; Adesanya's last three losses were stoppages.
- Mix in spinning attacks and body work, his highlight-reel weapons (Petrosyan KO).
- Manage pace over five rounds for the first time.

Expectation-break watch: Adesanya's chin and confidence after a new camp; Magomedov's cardio in his first five-round fight.

5. Last Five Fights (dates + time between)

Adesanya — last 5

#	Date	Opponent	Result	Method	Time since prior
1	**Mar 28, 2026**	Joe Pyfer (UFC Fight Night 271 - Adesanya vs. Pyfer)	L	TKO (Punches) R2	**420 days** after Imavov
2	**Feb 1, 2025**	Nassourdine Imavov (UFC Fight Night 250 - Adesanya vs. Imavov)	L	TKO (Punches) R2	**168 days** after Du Plessis
3	**Aug 17, 2024**	Dricus Du Plessis (UFC 305 - Du Plessis vs. Adesanya)	L	Submission (Face Crank) R4	**343 days** after Strickland
4	**Sep 9, 2023**	Sean Strickland (UFC 293 - Adesanya vs. Strickland)	L	Decision (Unanimous)	**154 days** after Pereira

#	Date	Opponent	Result	Method	Time since prior
5	**Apr 8, 2023**	Alex Pereira (UFC 287 - Pereira vs. Adesanya 2)	W	KO (Punches) R2	**147 days** after Pereira

Into UFC Fight Night: Adesanya vs. Magomedov (Dec 5, 2026): 252 days (~8.3 months) since Pyfer.

Magomedov — last 5

#	Date	Opponent	Result	Method	Time since prior
1	**Jun 27, 2026**	Michel Pereira (UFC Fight Night 280 - Fiziev vs. Torres)	W	Decision (Unanimous)	**336 days** after Barriault
2	**Jul 26, 2025**	Marc-Andre Barriault (UFC on ABC 9 - Whittaker vs. de Ridder)	W	Decision (Unanimous)	**175 days** after Page
3	**Feb 1, 2025**	Michael Page (UFC Fight Night 250 - Adesanya vs. Imavov)	L	Decision (Unanimous)	**98 days** after Petrosyan
4	**Oct 26, 2024**	Armen Petrosyan (UFC 308 - Topuria vs. Holloway)	W	KO (Spinning Backfists) R2	**84 days** after Oleksiejczuk
5	**Aug 3, 2024**	Michal Oleksiejczuk (UFC on ABC 7 - Sandhagen vs. Nurmagomedov)	W	Decision (Unanimous)	**42 days** after Trocoli

Into UFC Fight Night: Adesanya vs. Magomedov (Dec 5, 2026): 161 days (~5.3 months) since Pereira.

6. Betting Snapshot

Disclaimer: Informational only. **Not betting advice.** As-of **2026-11-19**.

Book	Adesanya	Magomedov
UFC.com	–155	+130
CBS Sports	–166	+140

7. Social Handles

Fighter	Instagram	X / Other	Notes
Israel Adesanya	@stylebender	@stylebender, thelaststylebender	Linked from the UFC.com athlete page
Shara Magomedov	@shara_bullet77	@Shara_Bullet77	Linked from the UFC.com athlete page

No invented posts.

8. Sources

• Full reports: `israel-adesanya-scouting-report-2026-11-19.md`, `shara-magomedov-scouting-report-2026-11-19.md`
• UFC Stats (UFC Stats scrape): 2026-11-19 check of the 2026-11-16 pull (UFC Stats commit 96adace8, 2026-11-15 data refresh; UFC Stats data through UFC 334: Gane vs. Hokit, Nov 14, 2026)
• UFC.com event page (https://www.ufc.com/event/ufc-fight-night-december-05-2026) and athlete pages; Sherdog fighter records; Wikipedia
• https://en.wikipedia.org/wiki/UFC_Fight_Night:_Adesanya_vs._Magomedov
• UFC.com event page (https://www.ufc.com/event/ufc-fight-night-december-05-2026), checked 2026-11-19
• UFC.com — 'UFC Returns To Saudi Arabia With A Middleweight Showdown Between (#9) Israel Adesanya And (#15) Shara Magomedov' (Nov 13, 2026)

(https://www.ufc.com/news/ufc-returns-to-saudi-arabia-middleweight-showdown-between-israel-adesanya-shara-magomedov)

• UFC.com rankings (https://www.ufc.com/rankings), media-panel rankings last updated Nov 17, 2026, checked 2026-11-19

• CBS Sports event page (https://www.cbssports.com/ufc/event/31001871/ufc-fight-night-adesanya-vs-magomedov-december-05-2026/), checked 2026-11-19

• Tapology bout page (https://www.tapology.com/fightcenter/bouts/1191259-ufc-fight-night-israel-the-last-stylebender-adesanya-vs-shara-bullet-magomedov), checked 2026-11-19

• Sherdog event page (https://www.sherdog.com/events/UFC-Fight-Night-295-Adesanya-vs-Magomedov-114777), checked 2026-11-19

Fighting Stats. Compact matchup package. As-of 2026-11-19.

SCOUTING REPORT — Israel Adesanya (Blue)

Israel Adesanya — Professional Scouting Report

Fighting Stats As-of: 2026-11-19 **Dashboard stats updated:** 2026-11-19 check of the 2026-11-16 pull (UFC Stats commit 96adace8, 2026-11-15 data refresh; UFC Stats data through UFC 334: Gane vs. Hokit, Nov 14, 2026) **Slug:** `israel-adesanya`

Fighter Header / Tombstone

Field	Detail
Full Name	Israel Mobolaji Temitayo Odunayo Oluwafemi Owolabi Adesanya
Nickname	The Last Stylebender
Weight Class & Ranking	Middleweight — **#9** (UFC.com rankings, Nov 17, 2026); former two-time UFC Middleweight Champion
Record	**24-6-0** (Sherdog); **UFC 13-6-0** (UFC Stats)
DOB / Age	Jul 22, 1989 / **37** (as of 2026-11-19; **37** on fight night Dec 5, 2026)
Birthplace	Lagos, Nigeria
Fights Out Of	Auckland, New Zealand (UFC.com, Tapology)
Gym	Unity MMA, Auckland (new team built in 2026 after leaving City Kickboxing); UFC.com and Tapology still list City Kickboxing
Height / Reach	6' 4" / 80"
Stance	Switch (UFC Stats TOTT)
UFC	UFC
UFC Stats	UFC Stats
Sherdog	Sherdog

1. Early Life and Athletic Background

Born Jul 22, 1989 in Lagos, the eldest of five children (father an accountant, mother a nurse). He did after-school taekwondo at Chrisland School until his mother pulled him out after an injury. In 1999 the family spent 10 months in Ghana, then settled in Rotorua, New Zealand, where he attended Rotorua Boys' High School and says he was bullied. After school he enrolled in a computer design degree at the Universal College of Learning in Whanganui; UFC.com quotes him studying computer graphic design for three years before dropping out, and working as a metering and billing coordinator for a gas line company. He started kickboxing at 18 after watching *Ong-Bak* (UFC.com: 'In 2008, because I needed skills to protect myself'), built a 32–1 amateur kickboxing record, and moved to Auckland at 21 to train MMA under Eugene Bareman at City Kickboxing.

Sources: Wikipedia (Israel Adesanya); UFC.com athlete page (Q&A)

2. Training Gym, Coaches, and Training Partners

- **Unity MMA, Auckland (2026 camp)** — Adesanya told his YouTube channel the new team is led by Andrei Paulet (his wrestling coach at City Kickboxing) with Tristam 'Twist' Apikotoa, sparring partners from South Auckland, and Unity MMA owner Andrew Schmidt providing the gym (Bloody Elbow, Nov 12).
- **Left City Kickboxing in 2026** ('I was with CKB for 16 years', Bloody Elbow). Sources differ on dates: MMA Fighting says he left in **July** and had been there since 2009; Sherdog says **May** and since 2010. UFC.com and Tapology still list City Kickboxing.
- Sherdog (Sep 4, 2026) reported him 'recently spotted training at Freestyle MMA Performance Centre in Sydney' alongside Alexander Volkanovski and Mauricio Ruffy.
- BJJ purple belt under André Galvão (UFC.com Q&A).

Sources: Bloody Elbow (Nov 12, 2026); MMA Fighting (Nov 5, 2026); Sherdog news; UFC.com athlete page; Wikipedia

2B. Social Media Deep Dive

Platform	Handle / URL	Status (as of 2026-11-19)
Instagram	@stylebender	Linked from the UFC.com athlete page
X	@stylebender	Linked from the UFC.com athlete page
Facebook	thelaststylebender	Linked from the UFC.com athlete page

Posts that matter (sourced, not invented captions):

- No public injury, camp-change or withdrawal posts located for this fight week as of 2026-11-19.

3. Injury History and Medical Information

Documented items:

- No injury disclosure located for this camp. He says this camp is 'the best I've felt in a very long time' (MMA Fighting, Nov 5).
- **Four straight losses, three by stoppage:** Strickland (UD, Sep 2023), Du Plessis (R4 submission, Aug 2024), Imavov (R2 TKO, Feb 2025) and Pyfer (R2 TKO, Mar 28, 2026) (UFC Stats; Sherdog).
- **Longest gap between pro bouts: 784 days** (Jun 15, 2013 → Aug 8, 2015) (Sherdog dates).
- **Knockdowns absorbed in the UFC:** UFC Stats credits opponents with **2** knockdowns against Adesanya in 19 UFC fights.
- **Into UFC Fight Night: Adesanya vs. Magomedov (Dec 5, 2026): 252 days** since the last bout (Mar 28, 2026). Active on UFC.com and booked; no public injury disclosure for this camp located beyond the items above.

No medical clearance claim beyond public activity and the confirmed booking.

Sources: MMA Fighting (Nov 5, 2026); UFC Stats; Sherdog

4. Professional Fight Promotions and Career Trajectory

Before MMA he was a decorated kickboxer: Wikipedia lists King in the Ring and Super 8 tournament wins, a 2016 Glory Middleweight Contender Tournament win, a disputed Glory title loss to Jason Wilnis, and two kickboxing losses to Alex Pereira; UFC.com reports a 75-4 (29 KO) pro kickboxing record and a 5-1 pro boxing record. MMA debut in Mar 2012 (Sherdog: TKO of James Griffiths); after a two-year gap he returned in Aug 2015 and finished all 11 pre-UFC opponents (Sherdog), taking the AFC middleweight title from Melvin Guillard (R1 TKO, Jul 2017) and the Hex Fight Series title from Stuart Dare (R1 KO, Nov 2017). UFC debut at UFC 221 (Feb 2018, R2 TKO of Rob Wilkinson). He won the interim title over Kelvin Gastelum (UFC 236), unified it by knocking out Robert Whittaker (UFC 243), and defended against Yoel Romero, Paulo Costa, Marvin Vettori, Whittaker and Jared Cannonier, with a light heavyweight title loss to Jan Blachowicz in between (UFC 259). He lost the belt to Alex Pereira (UFC 281, R5 TKO), regained it by R2 KO in the rematch (UFC 287, Apr 2023), then lost it to Sean Strickland (UFC 293). Since then: R4 submission loss to Dricus Du Plessis in a title fight (UFC 305), R2 TKO losses to Nassourdine Imavov (Riyadh, Feb 1, 2025) and Joe Pyfer (Mar 28, 2026).

Sources: Wikipedia (Israel Adesanya); UFC.com athlete page; Sherdog; UFC Stats

5. Professional Record and Method Breakdown

Method pies — counts (overall pro — Sherdog)

Wins (24): KO/TKO **16** (67%) · Submission **0** · Decision **8** (33%) **Losses (6):** KO/TKO **3** (50%) · Submission **1** (17%) · Decision **2** (33%)

UFC wins (13 — UFC Stats): KO/TKO **5** · Decision **8 UFC losses (6):** KO/TKO **3** · Submission **1** · Decision **2**

Finish subtype pies (UFC-only — UFC Stats METHOD+DETAILS)

UFC KO/TKO wins: Punches (Distance) **5 UFC SUB wins:** none **UFC finishing losses:** Joe Pyfer (KO/TKO, Punches to Head From Mount); Nassourdine Imavov (KO/TKO, Punch to Head At Distance); Dricus Du Plessis (Submission, Rear Naked Choke); Alex Pereira (KO/TKO, Punches to Head At Distance)

Pro win finishes (Sherdog): KO/TKO — Punches **7**, Punches and Elbows **1**, Knees and Punches **2**, Head Kick **2**, Corner Stoppage **1**, Doctor Stoppage **1**, Elbows **1**, Kick to the Body **1**

Complete professional record (Sherdog; UFC rows cross-checked to UFC Stats)

Date	Opponent	Result	Method	R	Event	Opp. UFC rec (at fight)
2026-03-28	Joe Pyfer	L	TKO (Punches)	2	UFC Fight Night 271 - Adesanya vs. Pyfer	6-1-0
2025-02-01	Nassourdine Imavov	L	TKO (Punches)	2	UFC Fight Night 250 - Adesanya vs. Imavov	7-2-0
2024-08-17	Dricus Du Plessis	L	Submission (Face Crank)	4	UFC 305 - Du Plessis vs. Adesanya	7-0-0
2023-09-09	Sean Strickland	L	Decision (Unanimous)	5	UFC 293 - Adesanya vs. Strickland	14-5-0
2023-04-08	Alex Pereira	W	KO (Punches)	2	UFC 287 - Pereira vs. Adesanya 2	4-0-0
2022-11-12	Alex Pereira	L	TKO (Punches)	5	UFC 281 - Adesanya vs. Pereira	4-0-0
2022-07-02	Jared Cannonier	W	Decision (Unanimous)	5	UFC 276 - Adesanya vs. Cannonier	8-5-0
2022-02-12	Robert Whittaker	W	Decision (Unanimous)	5	UFC 271 - Adesanya vs. Whittaker 2	14-3-0
2021-06-12	Marvin Vettori	W	Decision (Unanimous)	5	UFC 263 - Adesanya vs. Vettori 2	7-2-1
2021-03-06	Jan Blachowicz	L	Decision (Unanimous)	5	UFC 259 - Blachowicz vs. Adesanya	10-5-0
2020-09-26	Paulo Costa	W	TKO (Punches and Elbows)	2	UFC 253 - Adesanya vs. Costa	5-0-0
2020-03-07	Yoel Romero	W	Decision (Unanimous)	5	UFC 248 - Adesanya vs. Romero	9-3-0
2019-10-05	Robert Whittaker	W	KO (Punches)	2	UFC 243 - Whittaker vs. Adesanya	14-3-0
2019-04-13	Kelvin Gastelum	W	Decision (Unanimous)	5	UFC 236 - Holloway vs. Poirier	10-3-0
2019-02-09	Anderson Silva	W	Decision (Unanimous)	3	UFC 234 - Adesanya vs. Silva	17-4-0
2018-11-03	Derek Brunson	W	TKO (Knees and Punches)	1	UFC 230 - Cormier vs. Lewis	9-4-0
2018-07-06	Brad Tavares	W	Decision (Unanimous)	5	UFC - The Ultimate Fighter 27 Finale	12-4-0
2018-04-14	Marvin Vettori	W	Decision (Split)	3	UFC on Fox 29 - Poirier vs. Gaethje	7-2-1
2018-02-10	Rob Wilkinson	W	TKO (Knees and Punches)	2	UFC 221 - Romero vs. Rockhold	0-1-0
2017-11-24	Stuart Dare	W	KO (Head Kick)	1	HFS - Hex Fight Series 12	—
2017-07-28	Melvin Guillard	W	TKO (Punches)	1	AFC 20 - Australian Fighting Championship 20	—
2016-05-28	Murad Kuramagomedov	W	TKO (Punches)	2	WLF - E.P.I.C.: Elevation Power in Cage 4	—

Date	Opponent	Result	Method	R	Event	Opp. UFC rec (at fight)
2016-05-07	Andrew Flores Smith	**W**	TKO (Corner Stoppage)	1	Glory of Heroes 2 - Shenzhen	—
2016-03-13	Dibir Zagirov	**W**	TKO (Punches)	2	WLF - E.P.I.C.: Elevation Power in Cage 2	—
2016-01-13	Vladimir Katykhin	**W**	TKO (Doctor Stoppage)	2	WLF - E.P.I.C.: Elevation Power in Cage 1	—
2015-09-19	Gele Qing	**W**	TKO (Elbows)	2	WLF - Wu Lin Feng 2015: New Zealand vs. China	—
2015-09-05	Maui Tuigamala	**W**	KO (Kick to the Body)	2	FPF - Fair Pay Fighting 1	—
2015-08-08	Kenan Song	**W**	TKO (Head Kick)	1	WFC - The Legend Of Emei 3	—
2013-06-15	John Vake	**W**	TKO (Punches)	1	Shuriken MMA - Best of the Best	—
2012-03-24	James Griffiths	**W**	TKO (Punches)	1	SFC 9 - Supremacy Fighting Championship 9	—

Source note: the UFC.com athlete page header shows 'Last fight: Win, Adesanya vs Pyfer, Mar. 28, 2026', but the same page's fight list, UFC Stats, Sherdog and Wikipedia all record that fight as a **loss** (TKO, R2 4:18). The record (24-6-0) matches across UFC.com, Sherdog and Tapology. UFC.com lists his Octagon debut as Feb. 11, 2018; UFC Stats dates UFC 221 Feb. 10, 2018 (local vs. U.S. date).

Finish Subtype Trends — Israel Adesanya

UFC-only subtypes parsed from UFC Stats METHOD + DETAILS (no invention). **Full pro (Research)** subtypes appear only where the scouting report already states them. Coverage differs for pre-UFC bouts — labels mark the source.

UFC-only win finishes (METHOD + DETAILS)

KO/TKO wins: **5** · Submission wins: **0**

KO/TKO subtypes

Subtype	Wins	Share
Punches (Distance)	5	100.0%

Submission subtypes

Subtype	Wins	Share
— none in sample —	0	—

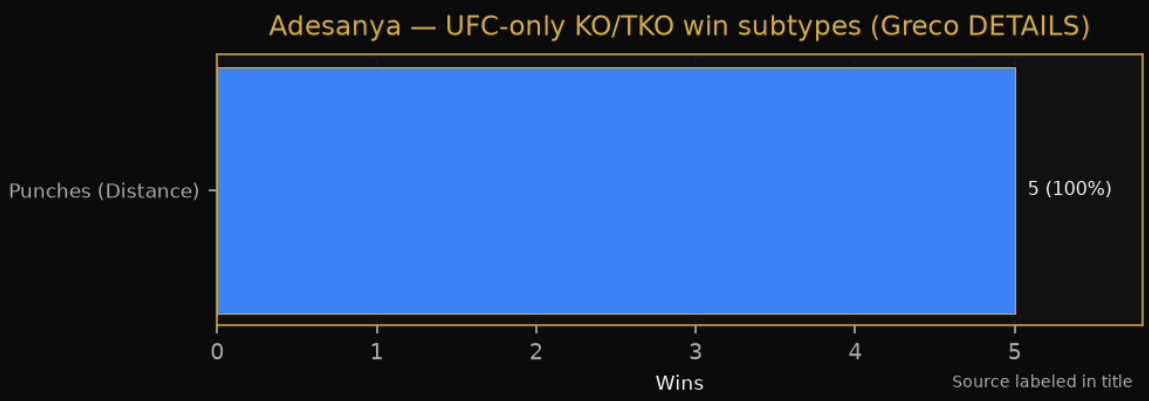

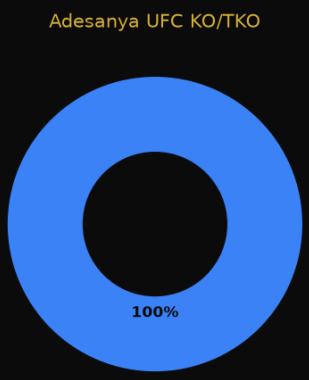

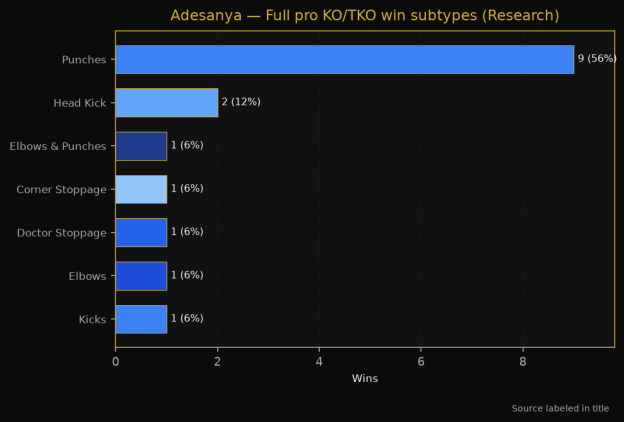

Full pro win finishes (Research Markdown)

KO/TKO wins (Research subtypes): **16** · Submission wins: **0** — includes pre-UFC.

Family	Subtype	Wins	Share	Source
KO/TKO	Punches	9	56.2%	Research
KO/TKO	Head Kick	2	12.5%	Research
KO/TKO	Elbows & Punches	1	6.2%	Research
KO/TKO	Corner Stoppage	1	6.2%	Research
KO/TKO	Doctor Stoppage	1	6.2%	Research
KO/TKO	Elbows	1	6.2%	Research
KO/TKO	Kicks	1	6.2%	Research



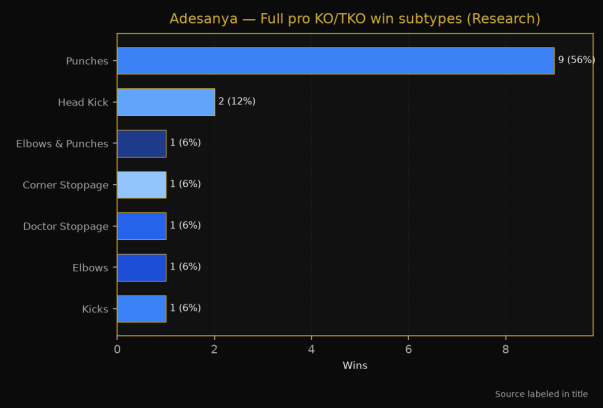

Trend reads

- UFC-only KO/TKO wins (5): top subtype Punches (Distance) (5/5, 100.0%).
- UFC-only: no submission wins on record.
- UFC finishing losses: Punches (Distance) x2 (KO/TKO); Punches (Ground / GnP) x1 (KO/TKO); Rear Naked Choke x1 (Submission).
- Full pro (Research) win finish subtypes -- KO/TKO Punches x9, Head Kick x2, Elbows & Punches x1, Corner Stoppage x1, Doctor Stoppage x1 (includes pre-UFC; Research method strings).
- Pre-UFC / Research-only subtypes not seen in UFC Stats DETAILS: Doctor Stoppage, Head Kick, Elbows & Punches.

UFC finishing losses (for context)

- KO/TKO — Punches (Distance) ×2
- KO/TKO — Punches (Ground / GnP) ×1
- Submission — Rear Naked Choke ×1

ISRAEL ADESANYA — FIGHT NARRATIVES (UFC)

Round stats from UFC Stats; official results from UFC Stats / Sherdog. Most recent 8 of 19 UFC fights shown; the full UFC history is in the record table above.

vs Joe Pyfer (Mar 28, 2026) — L KO/TKO R2 4:18 (Punches to Head From Mount) — UFC Fight Night: Adesanya vs. Pyfer (Middleweight)

- **R1: 24/42** significant strikes vs Pyfer's 9/23, Pyfer 1/4 takedowns, controlled for 1:01.
- **R2: 18/33** significant strikes vs Pyfer's 27/47, 0/2 takedowns, Pyfer 1/4 takedowns, controlled for 1:43.
- **Fight:** 42/75 significant strikes vs 36/70; takedowns 0/2 vs 2/8; control 0:00 vs 2:44.

vs Nassourdine Imavov (Feb 1, 2025) — L KO/TKO R2 0:30 (Punch to Head At Distance) — UFC Fight Night: Adesanya vs. Imavov (Middleweight)

- **R1: 20/44** significant strikes vs Imavov's 8/21, 0/1 takedowns, Imavov 0/3 takedowns, controlled for 0:40.
- **R2: 6/6** significant strikes vs Imavov's 7/10, knocked down **1**×.
- **Fight:** 26/50 significant strikes vs 15/31; takedowns 0/1 vs 0/3; control 0:00 vs 0:44; knockdowns 0–1.

vs Dricus Du Plessis (Aug 17, 2024) — L SUB R4 3:38 (Rear Naked Choke) — UFC 305: Du Plessis vs. Adesanya (UFC Middleweight Title)

- **Context:** Method conflict: UFC Stats lists the finish as a rear-naked choke; Sherdog, Wikipedia and UFC.com list it as a face crank.
- **R1: 16/37** significant strikes vs Du Plessis's 22/52, Du Plessis 0/1 takedowns.
- **R2: 17/30** significant strikes vs Du Plessis's 13/25, 0/1 takedowns, Du Plessis 3/5 takedowns, controlled for 3:28, Du Plessis 1 submission attempt.
- **R3: 40/83** significant strikes vs Du Plessis's 31/75, Du Plessis 0/1 takedowns.
- **R4: 24/53** significant strikes vs Du Plessis's 24/45, Du Plessis 1/2 takedowns, Du Plessis 1 submission attempt.
- **Fight:** 97/203 significant strikes vs 90/197; takedowns 0/1 vs 4/9; control 0:09 vs 3:39.

vs Sean Strickland (Sep 9, 2023) — L UD (46-49, 46-49, 46-49) — UFC 293: Adesanya vs. Strickland (UFC Middleweight Title)

- **R1: 12/39** significant strikes vs Strickland's 27/52, knocked down **1**×.
- **R2: 20/64** significant strikes vs Strickland's 16/32.
- **R3: 21/57** significant strikes vs Strickland's 20/41.
- **R4: 20/51** significant strikes vs Strickland's 38/63.
- **R5: 21/60** significant strikes vs Strickland's 36/71.
- **Fight:** 94/271 significant strikes vs 137/259; takedowns 0/0 vs 0/0; control 0:00 vs 0:14; knockdowns 0–1.

vs Alex Pereira (Apr 8, 2023) — W KO/TKO R2 4:21 (Punch to Head At Distance) — UFC 287: Pereira vs. Adesanya 2 (UFC Middleweight Title)

- **R1: 15/38** significant strikes vs Pereira's 20/31.
- **R2: 26/58** significant strikes vs Pereira's 29/54, **1** knockdown scored.
- **Fight:** 41/96 significant strikes vs 49/85; takedowns 0/0 vs 0/0; control 0:03 vs 0:00; knockdowns 1–0.
- **Tape signal:** Won despite being out-landed 49-41 on significant strikes.

vs Alex Pereira (Nov 12, 2022) — L KO/TKO R5 2:01 (Punches to Head At Distance) — UFC 281: Adesanya vs. Pereira (UFC Middleweight Title)

- **R1: 23/43** significant strikes vs Pereira's 23/41.
- **R2: 20/44** significant strikes vs Pereira's 17/36, 0/2 takedowns, Pereira 1/1 takedowns, **1:13** of control, controlled for 0:21.
- **R3: 14/25** significant strikes vs Pereira's 8/14, 1/1 takedowns, **3:47** of control.
- **R4: 20/35** significant strikes vs Pereira's 15/29, 0/1 takedowns, **1:08** of control.
- **R5: 9/15** significant strikes vs Pereira's 28/37.
- **Fight:** 86/162 significant strikes vs 91/157; takedowns 1/4 vs 1/1; control 6:34 vs 0:31.

vs Jared Cannonier (Jul 2, 2022) — W UD (49-46, 49-46, 50-45) — UFC 276: Adesanya vs. Cannonier (UFC Middleweight Title)

- **R1: 22/48** significant strikes vs Cannonier's 18/28.
- **R2: 28/48** significant strikes vs Cannonier's 19/31.
- **R3: 17/35** significant strikes vs Cannonier's 17/36, Cannonier 0/2 takedowns, controlled for 1:29.
- **R4: 24/45** significant strikes vs Cannonier's 16/36, Cannonier 0/1 takedowns, controlled for 1:18.
- **R5: 25/54** significant strikes vs Cannonier's 20/26, Cannonier 0/1 takedowns, controlled for 1:27.
- **Fight:** 116/230 significant strikes vs 90/157; takedowns 0/0 vs 0/4; control 0:00 vs 4:14.

vs Robert Whittaker (Feb 12, 2022) — W UD (48-47, 48-47, 49-46) — UFC 271: Adesanya vs. Whittaker 2 (UFC Middleweight Title)

- **R1: 18/34** significant strikes vs Whittaker's 9/21, **1** knockdown scored, Whittaker 0/2 takedowns.
- **R2: 16/41** significant strikes vs Whittaker's 12/33, Whittaker 1/1 takedowns, controlled for 0:52.
- **R3: 17/33** significant strikes vs Whittaker's 12/28, Whittaker 1/2 takedowns, controlled for 0:30.
- **R4: 15/39** significant strikes vs Whittaker's 16/35, Whittaker 1/1 takedowns, controlled for 0:40.
- **R5: 13/22** significant strikes vs Whittaker's 10/19, Whittaker 1/4 takedowns, controlled for 1:38.
- **Fight:** 79/169 significant strikes vs 59/136; takedowns 0/0 vs 4/10; control 0:01 vs 3:40; knockdowns 1–0.

Cardio / round trends (UFC Stats, 19 UFC fights): significant strikes landed per round R1 16.6 → R2 22.4 → R3 19.9 → R4 19.0 → R5 18.3; absorbed R1 13.6 → R2 15.2 → R3 13.8 → R4 18.5 → R5 18.4; control per round R1 0:01 → R2 0:06 → R3 0:22 → R4 0:09 → R5 0:14. Rounds sampled — R1: 19, R2: 18, R3: 12, R4: 10, R5: 9.

UFC Stats — Condensed Identity

Field	Value
Nickname (UFC Stats)	The Last Stylebender
DOB (age as of 2026-11-19)	Jul 22, 1989 (**37**)
Height / Weight / Reach	6' 4" / 185 lbs. / 80"
Stance	Switch
UFC record	**13-6-0** (19 timed fights, 325.8 min)

Career rates vs Middleweight division (UFC Stats + division averages, n=366)

Metric	Adesanya	Div avg		Read
SLpM	**4.03**	2.99	+1.04	Above div avg (pctl 78)
SApM	**3.22**	3.38	–0.16	Near div avg (pctl 50)
SS Acc	**48.4%**	46.0%	+2.4	Near div avg (pctl 58)
SS Def	**55.8%**	51.6%	+4.2	Near div avg (pctl 64)
TD Acc	**9.1%**	41.6%	–32.5	Below div avg (pctl 12)
TDD	**76.4%**	56.3%	+20.1	Above div avg (pctl 76)

Metric	Adesanya	Div avg		Read
CTRL /15	**0:28**	3:16	–2:48	Below div avg (pctl 12)
CTRL against /15	**1:57**	3:36	–1:40	Above div avg (pctl 68)
KD rate /15	**0.60**	0.40	+0.20	Above div avg (pctl 79)
KD absorbed /15	**0.09**	0.58	–0.49	Above div avg (pctl 67)
TD Avg /15	**0.05** (1/11)	—	—	Takedown volume
Sub Avg /15	**0.14** (3 attempts)	—	—	Submission attempts

Striking mix: Head **49.1%** / Body 20.9% / Leg 30.0% of significant strikes landed · Distance 92.3% / Clinch 4.9% / Ground 2.8%. Absorbed mix: Head 58.1% / Body 21.4% / Leg 20.6% · Distance 87.1% / Clinch 8.4% / Ground 4.5%.

6. Fighting Style, Strengths, and How They Win

- **Range striker built on feints and counters:** Wikipedia describes a style built around vision, distance and timing, using footwork, jabs, teeps and kicks, and hand, shoulder and hip feints to draw reactions and counter as opponents enter.
- **Kick variety:** low kicks, body kicks, front kicks and question-mark kicks, often set up by hip feints or stance switches (Wikipedia).
- **Keeps fights standing:** Wikipedia says his MMA grappling is oriented toward staying upright in open space; SB Nation called him a strong defensive wrestler.
- **Finisher on the record:** UFC.com notes 16 of his 24 wins came by KO, seven in the first round.

Sources: Wikipedia (Israel Adesanya); UFC.com athlete page; UFC Stats

Expectation Breaks

- He has not won since Apr 8, 2023 (Pereira KO at UFC 287) and has lost four straight, the last three inside the distance.
- He is still the betting favourite: UFC.com lists him –155 and CBS Sports –166 on Nov 19.
- First fight without City Kickboxing in 16 years; sources disagree on whether he left in May (Sherdog) or July (MMA Fighting).
- He returns to Riyadh, where he lost to Imavov in Feb 2025; Magomedov's only loss came on that same card (Michael Page, Feb 1, 2025).
- He will be 37 on fight night, five years older than Magomedov.

7. Community / Expert Predictions and Sentiment

Label: opinion / media narrative — not facts about fight outcome.

- **Market:** UFC.com lists Adesanya –155 / Magomedov +130; CBS Sports lists –166 / +140 (Nov 19).
- **Tapology community picks (1,247 votes):** Adesanya 82% / Magomedov 18%.
- Media framing (MMA Fighting, Nov 5): Adesanya says the new, smaller team is built specifically for him and calls it 'the most fun training camp I've had in years'.

No anonymous forum picks are included beyond sourced public pages.

8. Key Sources and References

- UFC.com athlete page — https://www.ufc.com/athlete/israel-adesanya
- Sherdog fighter record — https://www.sherdog.com/fighter/Israel-Adesanya-56374
- https://en.wikipedia.org/wiki/Israel_Adesanya
- https://en.wikipedia.org/wiki/UFC_Fight_Night:_Adesanya_vs._Magomedov
- MMA Fighting — 'Israel Adesanya ready to end slump after City Kickboxing departure' (Nov 5, 2026) (https://www.mmafighting.com/ufc/519612/israel-adesanya-ready-to-end-slump-after-city-kickboxing-departure-best-ive-felt-in-a-very-long-time)
- Bloody Elbow — 'Israel Adesanya reveals who will corner him for UFC Saudi Arabia fight after leaving City Kickboxing' (Nov 12, 2026) (https://bloodyelbow.com/2026/11/12/israel-adesanya-reveals-who-will-corner-him-for-ufc-saudi-arabia-fight-after-leaving-city-kickboxing/)

• Sherdog — 'Israel Adesanya feels better than ever after leaving City Kickboxing' (https://www.sherdog.com/news/news/Israel-Adesanya-feels-better-than-ever-after-leaving-City-Kickboxing-203513)
• Sherdog — 'Israel Adesanya makes major training change amid UFC losing skid' (https://www.sherdog.com/news/news/Israel-Adesanya-makes-major-training-change-amid-UFC-losing-skid-202662)
• Tapology bout page (https://www.tapology.com/fightcenter/bouts/1191259-ufc-fight-night-israel-the-last-stylebender-adesanya-vs-shara-bullet-magomedov), checked 2026-11-19
• UFC.com event page (https://www.ufc.com/event/ufc-fight-night-december-05-2026), checked 2026-11-19
• UFC.com — 'UFC Returns To Saudi Arabia With A Middleweight Showdown Between (#9) Israel Adesanya And (#15) Shara Magomedov' (Nov 13, 2026) (https://www.ufc.com/news/ufc-returns-to-saudi-arabia-middleweight-showdown-between-israel-adesanya-shara-magomedov)
• UFC.com rankings (https://www.ufc.com/rankings), media-panel rankings last updated Nov 17, 2026, checked 2026-11-19
• CBS Sports event page (https://www.cbssports.com/ufc/event/31001871/ufc-fight-night-adesanya-vs-magomedov-december-05-2026/), checked 2026-11-19
• UFC Stats (UFC Stats scrape) — 2026-11-19 check of the 2026-11-16 pull (UFC Stats commit 96adace8, 2026-11-15 data refresh; UFC Stats data through UFC 334: Gane vs. Hokit, Nov 14, 2026)

Fighting Stats. As-of 2026-11-19. Opinions labeled in §7.



SCOUTING REPORT — Shara Magomedov (Red)

Shara Magomedov — Professional Scouting Report

Fighting Stats As-of: 2026-11-19 **Dashboard stats updated:** 2026-11-19 check of the 2026-11-16 pull (UFC Stats commit 96adace8, 2026-11-15 data refresh; UFC Stats data through UFC 334: Gane vs. Hokit, Nov 14, 2026) **Slug:** `shara-magomedov`

Fighter Header / Tombstone

Field	Detail
Full Name	Sharabutdin Magomedovich Magomedov (UFC.com: Shara Magomedov)
Nickname	Bullet
Weight Class & Ranking	Middleweight — **#15** (UFC.com rankings, Nov 17, 2026)
Record	**17-1-0** (Sherdog); **UFC 6-1-0** (UFC Stats)
DOB / Age	May 16, 1994 / **32** (as of 2026-11-19; **32** on fight night Dec 5, 2026)
Birthplace	Dagestan, Russia
Fights Out Of	Moscow, Russia (UFC.com, Tapology)
Gym	GOR MMA (Sherdog, Tapology); UFC.com lists no gym
Height / Reach	6' 2" / 73"
Stance	Orthodox (UFC Stats TOTT)
UFC	UFC
UFC Stats	UFC Stats
Sherdog	Sherdog

1. Early Life and Athletic Background

Born May 16, 1994 in Dagestan and an ethnic Avar. Football was his first sport until he was kicked off his team after an argument (Wikipedia). He told UFC.com he started boxing at 12 'in order to stand my ground on the street'. After moving to Moscow he switched to Muay Thai, became Russian champion and built an 18–2 Muay Thai record; he also won all five of his sanctioned Lethwei bouts and the Eurasia Lethwei title (Wikipedia). UFC.com lists him as a Master of Sports in Thai boxing and kickboxing and an International Master of Sports in Burmese boxing, with a bachelor's degree as a business analyst. His nickname comes from 'Shara Pulya' ('pulya' is Russian for bullet) (UFC.com).

Sources: Wikipedia (Sharabutdin Magomedov); UFC.com athlete page (Q&A)

2. Training Gym, Coaches, and Training Partners

- **GOR MMA** is his listed team on Sherdog and Tapology; UFC.com lists no gym.
- Striking pedigree: Muay Thai, kickboxing and Lethwei titles (Wikipedia; UFC.com). UFC.com notes he beat UFC veteran Blood Diamond in a 2019 kickboxing match.
- Grappling exhibitions: draws with Arman Tsarukyan (Hype Fighting, Dec 30, 2025) and Edson Barboza (Mar 2026), and an 11–3 freestyle wrestling win over Neiman Gracie (Sept 5, 2026) (Wikipedia).

Sources: Sherdog; Tapology; UFC.com athlete page; Wikipedia (Sharabutdin Magomedov)

2B. Social Media Deep Dive

Platform	Handle / URL	Status (as of 2026-11-19)
Instagram	@shara_bullet77	Linked from the UFC.com athlete page

Platform	Handle / URL	Status (as of 2026-11-19)
X	@Shara_Bullet77	Linked from the UFC.com athlete page

Posts that matter (sourced, not invented captions):

- No public injury, camp-change or withdrawal posts located for this fight week as of 2026-11-19.

3. Injury History and Medical Information

Documented items:

- **Eye injury:** Wikipedia reports a severe eye injury suffered while training in Thailand that, despite several surgeries, left him blind in one eye.
- **Nose surgery (Nov 2025):** withdrew from the Paulo Costa bout at UFC Fight Night 265 (Wikipedia).
- **Longest gap between pro bouts: 1222 days** (Mar 11, 2018 → Jul 15, 2021) (Sherdog dates).
- **Knockdowns absorbed in the UFC:** UFC Stats credits opponents with **1** knockdown against Magomedov in 7 UFC fights.
- **Into UFC Fight Night: Adesanya vs. Magomedov (Dec 5, 2026): 161 days** since the last bout (Jun 27, 2026). Active on UFC.com and booked; no public injury disclosure for this camp located beyond the items above.

No medical clearance claim beyond public activity and the confirmed booking.

Sources: Wikipedia (Sharabutdin Magomedov); Sherdog; UFC Stats

4. Professional Fight Promotions and Career Trajectory

Pro since Dec 2017 (Sherdog): 4-0 in China (Chin Woo Men, The King FC) in 2017-18, then 7-0 in Russia and India in 2021-22 (AMC Fight Nights, Arena Global, where he won the light heavyweight title, RCC, Bangla Fights), finishing 10 of his 11 pre-UFC opponents. Sherdog also lists five pro-exhibition wins in 2021-22 that are not in his record. UFC debut at UFC 294 (Oct 21, 2023, UD over middleweight Bruno Silva). Then: R3 TKO of Antonio Trócoli (Performance of the Night; two earlier opponents fell through), UD over Michal Oleksiejczuk (Fight of the Night), R2 double-spinning-backfist KO of Armen Petrosyan at UFC 308 (Performance of the Night), his first loss by UD to Michael Page in Riyadh (Feb 1, 2025), UD over Marc-André Barriault (Fight of the Night) and UD over Michel Pereira (Jun 27, 2026).

Sources: Sherdog; Wikipedia (Sharabutdin Magomedov); UFC.com athlete page; UFC Stats

5. Professional Record and Method Breakdown

Method pies — counts (overall pro — Sherdog)

Wins (17): KO/TKO **12** (71%) · Submission **0** · Decision **5** (29%) **Losses (1):** KO/TKO **0** · Submission **0** · Decision **1** (100%)

UFC wins (6 — UFC Stats): KO/TKO **2** · Decision **4 UFC losses (1):** Decision **1**

Finish subtype pies (UFC-only — UFC Stats METHOD+DETAILS)

UFC KO/TKO wins: Other (Spinning Back Fist Head) **1** · Punches (Distance) **1 UFC SUB wins:** none **UFC finishing losses:** none

Pro win finishes (Sherdog): KO/TKO — Spinning Backfists **1**, Knee and Punches **2**, Knees **2**, Punches **3**, Hook Kick **1**, Elbow **1**, Knee to the Body **1**, Leg Kick **1**

Complete professional record (Sherdog; UFC rows cross-checked to UFC Stats)

Date	Opponent	Result	Method	R	Event	Opp. UFC rec (at fight)
2026-06-27	Michel Pereira	**W**	Decision (Unanimous)	3	UFC Fight Night 280 - Fiziev vs. Torres	10-5-0
2025-07-26	Marc-Andre Barriault	**W**	Decision (Unanimous)	3	UFC on ABC 9 - Whittaker vs. de Ridder	6-8-0
2025-02-01	Michael Page	**L**	Decision (Unanimous)	3	UFC Fight Night 250 - Adesanya vs. Imavov	1-1-0
2024-10-26	Armen Petrosyan	**W**	KO (Spinning Backfists)	2	UFC 308 - Topuria vs. Holloway	3-2-0

Date	Opponent	Result	Method	R	Event	Opp. UFC rec (at fight)
2024-08-03	Michal Oleksiejczuk	**W**	Decision (Unanimous)	3	UFC on ABC 7 - Sandhagen vs. Nurmagomedov	7-6-0
2024-06-22	Antonio Trocoli	**W**	TKO (Knee and Punches)	3	UFC on ABC 6 - Whittaker vs. Aliskerov	0-0-0
2023-10-21	Bruno Silva	**W**	Decision (Unanimous)	3	UFC 294 - Makhachev vs. Volkanovski 2	7-5-0
2022-12-11	Kushal Vyas	**W**	KO (Knee and Punches)	1	Bangla Fights - Sunday Night Super Fights: Magomedov vs. Vyas	—
2022-12-03	Mikhail Ragozin	**W**	Decision (Unanimous)	3	RCC 13 - Russian Cagefighting Championship 13	—
2022-08-13	Sergey Martynov	**W**	TKO (Knees)	3	RCC - Intro 22	—
2022-02-26	Rodrigo Carlos	**W**	TKO (Punches)	1	Arena Global - Arena Global 17	—
2021-11-27	Joel dos Santos	**W**	KO (Hook Kick)	2	AMC - Fight Nights 106: Head of the Komi Republic Cup	—
2021-10-16	Mikhail Allakhverdian	**W**	KO (Elbow)	1	AMC Fight Nights 105 - Mineev vs. Ismailov 2	—
2021-07-15	Yakub Kediev	**W**	TKO (Knees)	1	AMC Fight Nights 103 - Raisov vs. Makhno	—
2018-03-11	Wulan Muhemaitihali	**W**	KO (Knee to the Body)	1	CWM MMA - Chin Woo Men: 2017-2018 Season, Stage 6	—
2018-02-19	Yeshan Yersen	**W**	TKO (Punches)	1	The King FC - The King Fighting Championship	—
2018-01-21	Jiayidaer Aili	**W**	TKO (Leg Kick)	2	CWM MMA - Chin Woo Men: 2017-2018 Season, Stage 4	—
2017-12-10	Yincang Bao	**W**	TKO (Punches)	1	CWM MMA - Chin Woo Men: 2017-2018 Season, Stage 2	—

Finish Subtype Trends — Shara Magomedov

UFC-only subtypes parsed from UFC Stats METHOD + DETAILS (no invention). **Full pro (Research)** subtypes appear only where the scouting report already states them. Coverage differs for pre-UFC bouts — labels mark the source.

UFC-only win finishes (METHOD + DETAILS)

KO/TKO wins: **2** · Submission wins: **0**

KO/TKO subtypes

Subtype	Wins	Share
Other (Spinning Back Fist Head)	1	50.0%

Subtype	Wins	Share
Punches (Distance)	1	50.0%

Submission subtypes

Subtype	Wins	Share
— none in sample —	0	—







Full pro win finishes (Research Markdown)

KO/TKO wins (Research subtypes): **12** · Submission wins: **0** — includes pre-UFC.

Family	Subtype	Wins	Share	Source
KO/TKO	Punches	5	41.7%	Research
KO/TKO	Knees	2	16.7%	Research
KO/TKO	Kicks	2	16.7%	Research
KO/TKO	Spinning Backfists	1	8.3%	Research
KO/TKO	Elbows	1	8.3%	Research
KO/TKO	Knees (Body)	1	8.3%	Research

Magomedov — Full pro Submission win subtypes (Research)

No finishes in sample

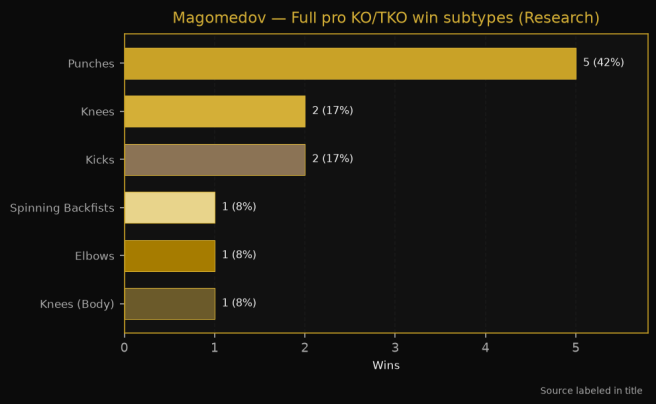

Trend reads

- UFC-only KO/TKO wins (2): top subtype Other (Spinning Back Fist Head) (1/2, 50.0%).
- UFC-only: no submission wins on record.
- Full pro (Research) win finish subtypes -- KO/TKO Punches x5, Knees x2, Kicks x2, Spinning Backfists x1, Elbows x1 (includes pre-UFC; Research method strings).
- Pre-UFC / Research-only subtypes not seen in UFC Stats DETAILS: Knees (Body).

SHARA MAGOMEDOV — FIGHT NARRATIVES (UFC)

Round stats from UFC Stats; official results from UFC Stats / Sherdog. All UFC fights shown.

vs Michel Pereira (Jun 27, 2026) — W UD (29-28, 29-28, 29-28) — UFC Fight Night: Fiziev vs. Torres (Middleweight)

- **R1: 6/7** significant strikes vs Pereira's 16/30, knocked down **1**×, **0:42** of control, controlled for 3:24.
- **R2: 20/35** significant strikes vs Pereira's 6/17.
- **R3: 26/43** significant strikes vs Pereira's 13/35, Pereira 0/2 takedowns, controlled for 0:40.
- **Fight:** 52/85 significant strikes vs 35/82; takedowns 0/0 vs 0/2; control 0:53 vs 4:04; knockdowns 0–1.
- **Tape signal:** Got up from a knockdown to win.

vs Marc-Andre Barriault (Jul 26, 2025) — W UD (30-27, 30-27, 30-27) — UFC Fight Night: Whittaker vs. De Ridder (Middleweight)

- **R1: 22/36** significant strikes vs Barriault's 5/17, Barriault 1/2 takedowns, **0:17** of control, controlled for 1:27.
- **R2: 37/61** significant strikes vs Barriault's 29/44, Barriault 1/2 takedowns, controlled for 1:47.
- **R3: 34/45** significant strikes vs Barriault's 5/16, 0/1 takedowns, Barriault 0/2 takedowns, **0:29** of control, controlled for 1:16.
- **Fight:** 93/142 significant strikes vs 39/77; takedowns 0/1 vs 2/6; control 0:57 vs 4:30.

vs Michael Page (Feb 1, 2025) — L UD (27-30, 27-30, 28-29) — UFC Fight Night: Adesanya vs. Imavov (Middleweight)

- **R1: 9/25** significant strikes vs Page's 13/21, Page 0/1 takedowns, controlled for 0:16.
- **R2: 7/30** significant strikes vs Page's 14/25, controlled for 0:34.
- **R3: 22/32** significant strikes vs Page's 16/29, **0:40** of control.
- **Fight:** 38/87 significant strikes vs 43/75; takedowns 0/0 vs 0/1; control 0:40 vs 0:50.

vs Armen Petrosyan (Oct 26, 2024) — W KO/TKO R2 4:52 (Spinning Back Fist Head) — UFC 308: Topuria vs. Holloway (Middleweight)

- **R1: 33/49** significant strikes vs Petrosyan's 46/81.
- **R2: 32/57** significant strikes vs Petrosyan's 31/59, **1** knockdown scored.
- **Fight:** 65/106 significant strikes vs 77/140; takedowns 0/0 vs 0/0; control 0:02 vs 0:21; knockdowns 1–0.
- **Tape signal:** Won despite being out-landed 77-65 on significant strikes.

vs Michal Oleksiejczuk (Aug 3, 2024) — W UD (30-27, 30-27, 29-28) — UFC Fight Night: Sandhagen vs. Nurmagomedov (Middleweight)

- **R1: 40/74** significant strikes vs Oleksiejczuk's 35/53, Oleksiejczuk 0/2 takedowns.
- **R2: 35/64** significant strikes vs Oleksiejczuk's 24/52, Oleksiejczuk 1/2 takedowns, controlled for 0:44.
- **R3: 22/40** significant strikes vs Oleksiejczuk's 18/41, Oleksiejczuk 2/3 takedowns, controlled for 1:47.
- **Fight:** 97/178 significant strikes vs 77/146; takedowns 0/0 vs 3/7; control 0:00 vs 2:39.

vs Antonio Trocoli (Jun 22, 2024) — W KO/TKO R3 2:27 (Punches to Head At Distance) — UFC Fight Night: Whittaker vs. Aliskerov (Middleweight)

- **R1: 19/27** significant strikes vs Trocoli's 12/17, Trocoli 0/3 takedowns, controlled for 3:05.
- **R2: 30/40** significant strikes vs Trocoli's 4/11, Trocoli 0/4 takedowns, **0:17** of control, controlled for 1:37.
- **R3: 33/41** significant strikes vs Trocoli's 0/6, **1** knockdown scored.
- **Fight:** 82/108 significant strikes vs 16/34; takedowns 0/0 vs 0/7; control 0:17 vs 4:42; knockdowns 1–0.

vs Bruno Silva (Oct 21, 2023) — W UD (30-27, 30-27, 30-27) — UFC 294: Makhachev vs. Volkanovski 2 (Middleweight)

- **R1: 46/66** significant strikes vs Silva's 28/42, Silva 0/1 takedowns.
- **R2: 43/58** significant strikes vs Silva's 26/36, Silva 1/2 takedowns, controlled for 2:25.
- **R3: 24/30** significant strikes vs Silva's 11/13, Silva 2/4 takedowns, controlled for 4:19.
- **Fight:** 113/154 significant strikes vs 65/91; takedowns 0/0 vs 3/7; control 0:00 vs 6:44.

Cardio / round trends (UFC Stats, 7 UFC fights): significant strikes landed per round R1 25.0 → R2 29.1 → R3 26.8; absorbed R1 22.1 → R2 19.1 → R3 10.5; control per round R1 0:08 → R2 0:04 → R3 0:13. Rounds sampled — R1: 7, R2: 7, R3: 6.

UFC Stats — Condensed Identity

Field	Value
Nickname (UFC Stats)	Bullet
DOB (age as of 2026-11-19)	May 16, 1994 (**32**)
Height / Weight / Reach	6' 2" / 185 lbs. / 73"
Stance	Orthodox
UFC record	**6-1-0** (7 timed fights, 97.3 min)

Career rates vs Middleweight division (UFC Stats + division averages, n=366)

Metric	Magomedov	Div avg		Read
SLpM	**5.55**	2.99	+2.56	Above div avg (pctl 94)
SApM	**3.62**	3.38	+0.24	Near div avg (pctl 36)
SS Acc	**62.8%**	46.0%	+16.8	Above div avg (pctl 94)
SS Def	**45.4%**	51.6%	–6.2	Near div avg (pctl 23)
TD Acc	**0.0%**	41.6%	–41.6	Below div avg (pctl 0)
TDD	**73.3%**	56.3%	+17.0	Above div avg (pctl 72)
CTRL /15	**0:26**	3:16	–2:50	Below div avg (pctl 12)
CTRL against /15	**3:40**	3:36	+0:04	Near div avg (pctl 42)
KD rate /15	**0.31**	0.40	–0.09	Below div avg (pctl 60)
KD absorbed /15	**0.15**	0.58	–0.43	Above div avg (pctl 62)

Metric	Magomedov	Div avg		Read
TD Avg /15	**0.00** (0/1)	—	—	Takedown volume
Sub Avg /15	**0.00** (0 attempts)	—	—	Submission attempts

Striking mix: Head **41.9%** / Body 31.1% / Leg 27.0% of significant strikes landed · Distance 79.8% / Clinch 14.3% / Ground 5.9%. Absorbed mix: Head 55.1% / Body 21.0% / Leg 23.9% · Distance 77.3% / Clinch 11.1% / Ground 11.6%.

6. Fighting Style, Strengths, and How They Win

- **Muay Thai/Lethwei striker with spinning offence:** his best-known UFC finish is the double spinning backfist KO of Armen Petrosyan (Wikipedia; UFC Stats).
- **Finisher before the UFC, decision winner inside it:** 10 of 11 pre-UFC wins were stoppages (Sherdog); four of his six UFC wins went to decision (UFC Stats).
- **Bonus regular:** two Fight of the Night and two Performance of the Night awards (Wikipedia).

Sources: Wikipedia (Sharabutdin Magomedov); UFC.com athlete page; Sherdog; UFC Stats

Expectation Breaks

- First UFC main event and first scheduled five-round fight: every one of his 18 pro bouts on Sherdog ended in or before round 3.
- His only loss came in Riyadh, the same city and the same Feb 1, 2025 card on which Adesanya lost to Imavov.
- Ranked #15 against #9 Adesanya, yet only a modest underdog (+130 UFC.com, +140 CBS Sports on Nov 19).
- Fought once in 2026 (Jun 27) after an 11-month gap that included nose surgery.

7. Community / Expert Predictions and Sentiment

Label: opinion / media narrative — not facts about fight outcome.

- **Market:** UFC.com lists Magomedov +130 / Adesanya –155; CBS Sports lists +140 / –166 (Nov 19).
- **Tapology community picks (1,247 votes):** Magomedov 18% / Adesanya 82%.
- UFC.com framing (Nov 13): 'returns to the same city determined to earn the biggest win of his career', with 12 of 17 wins by knockout.

No anonymous forum picks are included beyond sourced public pages.

8. Key Sources and References

- UFC.com athlete page — https://www.ufc.com/athlete/shara-magomedov
- Sherdog fighter record — https://www.sherdog.com/fighter/Sharabutdin-Magomedov-309711
- https://en.wikipedia.org/wiki/Sharabutdin_Magomedov
- https://en.wikipedia.org/wiki/UFC_Fight_Night:_Adesanya_vs._Magomedov
- Tapology bout page (https://www.tapology.com/fightcenter/bouts/1191259-ufc-fight-night-israel-the-last-stylebender-adesanya-vs-shara-bullet-magomedov), checked 2026-11-19
- UFC.com event page (https://www.ufc.com/event/ufc-fight-night-december-05-2026), checked 2026-11-19
- UFC.com — 'UFC Returns To Saudi Arabia With A Middleweight Showdown Between (#9) Israel Adesanya And (#15) Shara Magomedov' (Nov 13, 2026) (https://www.ufc.com/news/ufc-returns-to-saudi-arabia-middleweight-showdown-between-israel-adesanya-shara-magomedov)
- UFC.com rankings (https://www.ufc.com/rankings), media-panel rankings last updated Nov 17, 2026, checked 2026-11-19
- CBS Sports event page (https://www.cbssports.com/ufc/event/31001871/ufc-fight-night-adesanya-vs-magomedov-december-05-2026/), checked 2026-11-19
- UFC Stats (UFC Stats scrape) — 2026-11-19 check of the 2026-11-16 pull (UFC Stats commit 96adace8, 2026-11-15 data refresh; UFC Stats data through UFC 334: Gane vs. Hokit, Nov 14, 2026)

Fighting Stats. As-of 2026-11-19. Opinions labeled in §7.

Israel Adesanya

Blue OFFENSE

VS

Shara Magomedov

Red DEFENSE



Striking Distribution

Distance %	Clinch %	Ground %
92.3%	4.9%	2.8%

Striking Accuracy

Distance Acc	Clinch Acc	Ground Acc
47.0%	77.1%	72.5%

Offensive Knockdowns

KD	KD Rate
13	0.60

Head Target	Head Accuracy
49%	35%

Body Target	Body Accuracy
21%	70%

Leg Target	Leg Accuracy
30%	83%

Head Target Against	Head Strike Def
55%	55%

Body Target Against	Body Defense
21%	30%

Leg Target Against	Leg Strike Def
24%	24%

Strikes Against Distribution

Distance %	Clinch %	Ground %
77.3%	11.1%	11.6%

Striking Defense

Distance Def	Clinch Def	Ground Def
49.6%	15.2%	30.5%

Knockdowns Against

KD	KD Rate
1	0.15

Offensive Takedowns

TD Attempted	TD Success	TD Accuracy	Control (sec)	Control / TD	SUB.ATT	REV.
11	1	9.1%	615	615	3	3

Takedown Defense

TDD Att	TDD Success	TDD %	Control Against (s)	Ctrl allowed/TD	SUB.ATT ag	REV. ag
30	22	73.3%	1430	178.8	0	0

Israel Adesanya

VS

Shara Magomedov

Blue DEFENSE

Red OFFENSE

Strikes Against Distribution

Distance %	Clinch %	Ground %
87.1%	8.4%	4.5%

Striking Defense

Distance Def	Clinch Def	Ground Def
58.3%	27.3%	21.7%

Knockdowns Against

KD	KD Rate
2	0.09

Head Target Against	Head Strike Def
58%	66%

Body Target Against	Body Defense
21%	28%

Leg Target Against	Leg Strike Def
21%	27%



Head Target	Head Accuracy
42%	48%

Body Target	Body Accuracy
31%	80%

Leg Target	Leg Accuracy
27%	82%

Striking Distribution

Distance %	Clinch %	Ground %
79.8%	14.3%	5.9%

Striking Accuracy

Distance Acc	Clinch Acc	Ground Acc
60.1%	75.5%	78.0%

Offensive Knockdowns

KD	KD Rate
2	0.31

Takedown Defense

TDD Att	TDD Success	TDD %	Control Against (s)	Ctrl allowed/TD	SUB.ATT ag	REV. ag
106	81	76.4%	2534	101.4	2	1

Offensive Takedowns

TD Attempted	TD Success	TD Accuracy	Control (sec)	Control / TD	SUB.ATT	REV.
1	0	0.0%	169	0	0	1

Statistical Matchup Package

Dashboard stats updated: **2026-11-19**.

Tale of the Tape

Blue = **Israel Adesanya** (“The Last Stylebender”) · Red = **Shara Magomedov** (“Bullet”).

Acronym glossary

Term	Meaning
SLpM	Significant strikes landed per minute of fight time
SS Acc	Significant-strike accuracy (landed ÷ attempted)
Str Def	Striking defense % (share of opponent sig attempts missed)
TD Acc	Takedown accuracy (landed ÷ attempted)
TDD	Takedown defense % (stuff rate)
CTRL	Control time on the ground / clinch control clock
KD	Knockdowns scored (or absorbed, when labeled)
Stand/sig per 15	Projected significant-strike pace if stand-up lasted a full 15 min on striking-time basis (fight time – CTRL)
Striking time	Round/fight clock minus control time (mm:ss and % of round clock)

Tale of the Tape — Quick Look

UFC Record	Age	Height	Reach	Stance
13-6-0	37	6' 4"	80"	Switch
Adesanya · Blue	Adesanya	Adesanya	Adesanya	Adesanya
UFC Record	**Age**	**Height**	**Reach**	**Stance**
6-1-0	32	6' 2"	73"	Orthodox
Magomedov · Red	Magomedov	Magomedov	Magomedov	Magomedov

Win Method Mix (UFC)

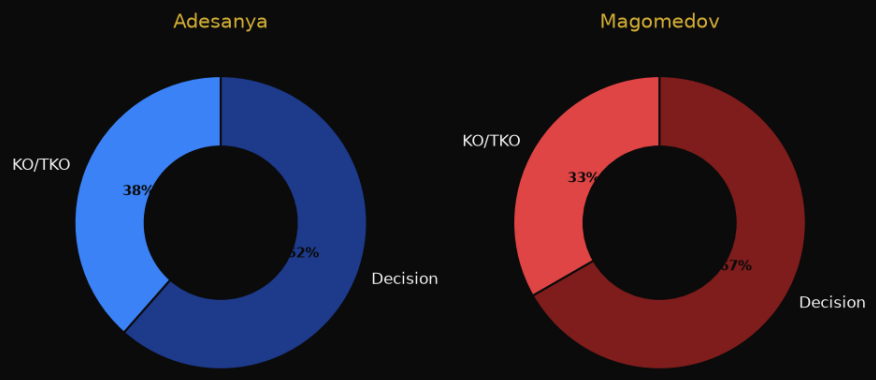

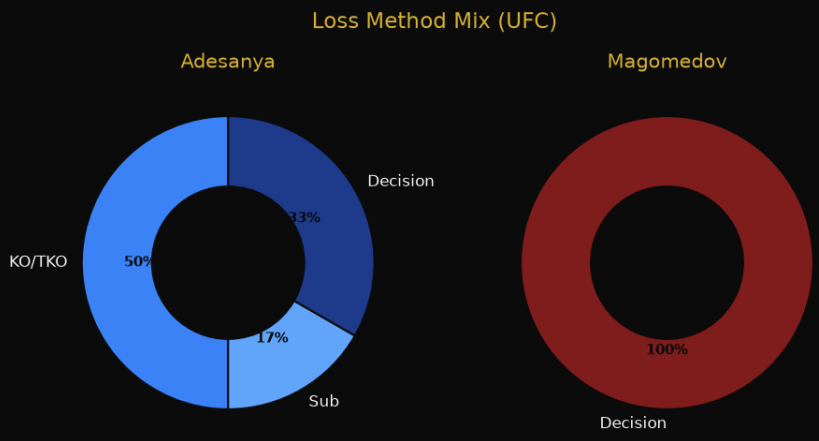

Matchup board read — Page A (Adesanya OFF vs Magomedov DEF)

Adesanya's accuracy is the pressure point into Magomedov's defense (Adesanya SS Acc **48.4%** into Magomedov Str Def **45.4%**). Most of Adesanya's work is at distance (**92.3%**). Wrestling leverage: Adesanya TD Acc **9.1%** vs Magomedov TDD **73.3%**. Power check: Adesanya KD scored **13** (0.6/15) vs Magomedov KD absorbed **1** (0.15/15).

Matchup board read — Page B (Adesanya DEF vs Magomedov OFF)

Magomedov needs clean entries into Adesanya's defense (Magomedov SS Acc **62.8%** into Adesanya Str Def **55.8%**). On the mat, Magomedov's TD Acc **0.0%** (0/1) meets Adesanya TDD **76.4%** — the samples are too small to support a call either way. Expected control / 15: Magomedov **26.0s (2.9%)** vs Adesanya **28.3s (3.1%)** (Magomedov SUB.ATT **0**).

Career Striking Breakdown

Layout: **Blue (Israel Adesanya)** | metric | **Red (Shara Magomedov)**. Dashboard stats updated: **2026-11-19**.

Blue	Metric	Red
1313/2714	**Sig landed / thrown**	540/860
48.4%	**SS Acc**	62.8%
49.1% / 35.0%	**Head share / Acc**	41.9% / 47.9%
20.9% / 69.5%	**Body share / Acc**	31.1% / 79.6%
30.0% / 82.6%	**Leg share / Acc**	27.0% / 82.5%
92.3% / 4.9% / 2.8%	**Distance / Clinch / Ground share**	79.8% / 14.3% / 5.9%
13	**KD scored (offense)**	2
2	**KD absorbed (defense)**	1
0.6	**KD rate (scored / 15)**	0.31
0.09	**KD absorbed rate (/15)**	0.15
1 per 524 sig abs	**Knockdown rate (1 KD per N sig absorbed)**	1 per 352 sig abs
1049/2372	**Sig absorbed (landed on)**	352/645
55.8%	**Str Def**	45.4%

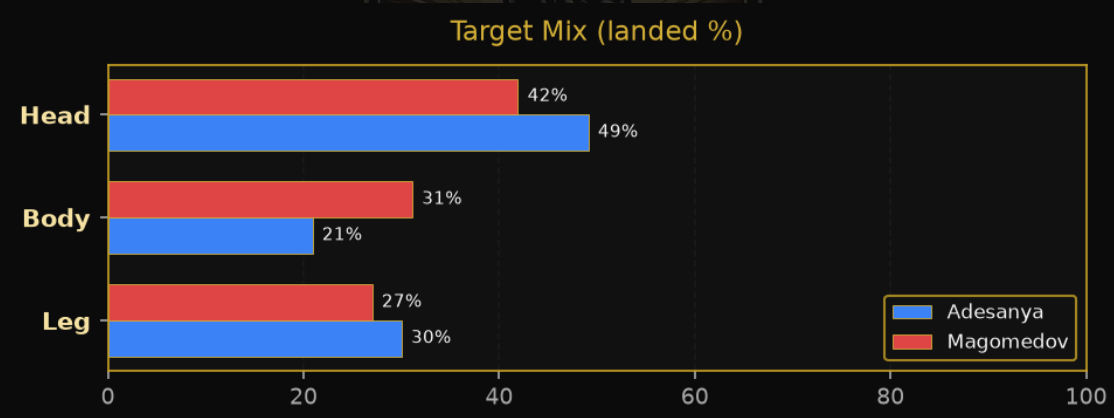

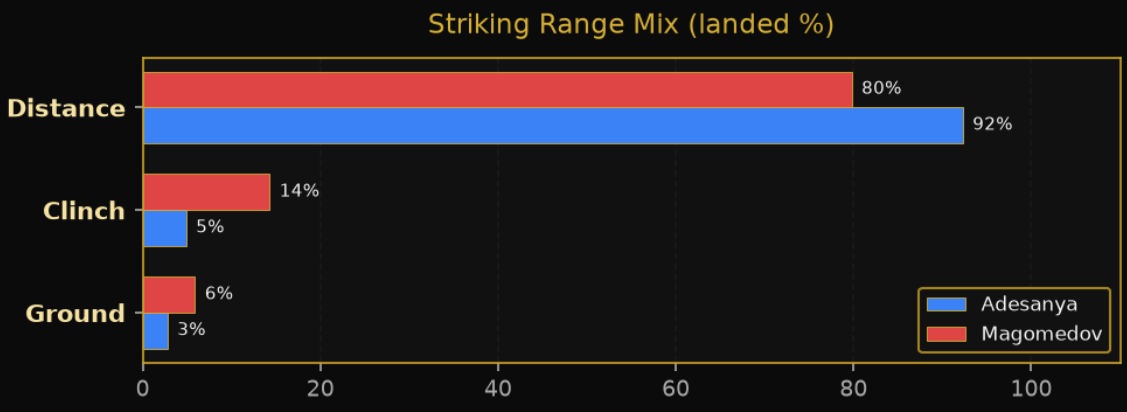

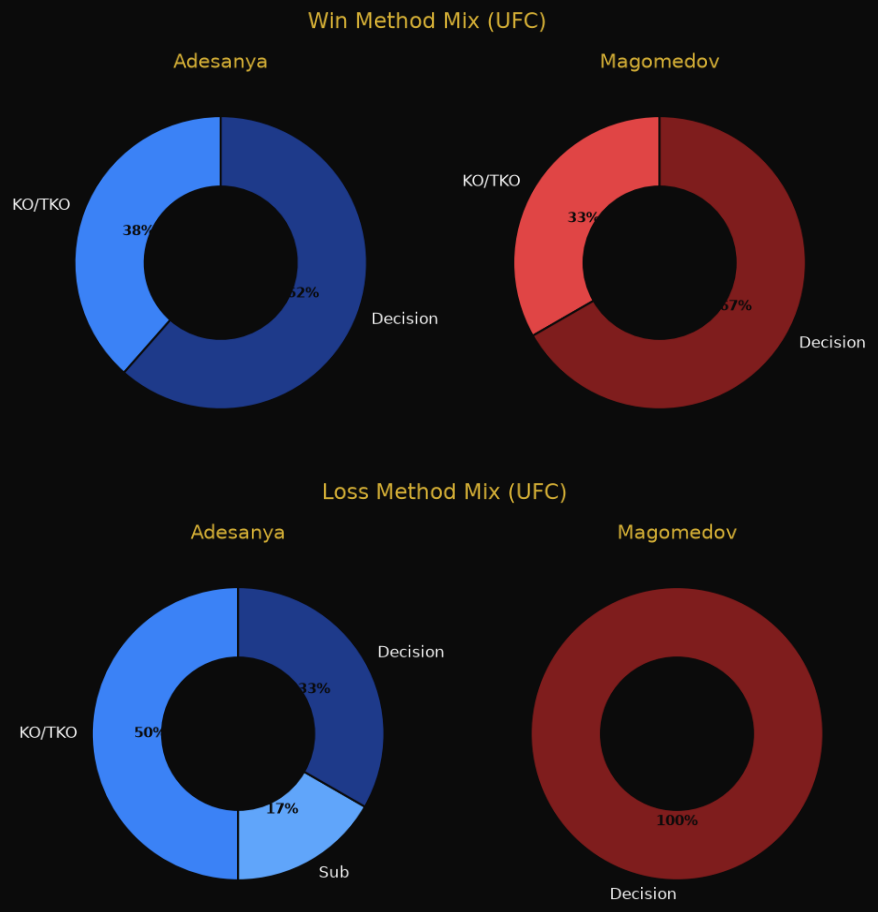

Career Grappling Breakdown

Blue (Israel Adesanya) | metric | Red (Shara Magomedov) — same titles side-by-side.

Blue	Metric	Red
1 of 11 (9.1%)	**TD landed / attempted (Acc)**	0 of 1 (0.0%)
25 of 106 (76.4%)	**TD against (TDD %)**	8 of 30 (73.3%)
3	**Submission attempts**	0
3	**Reversals**	1
28.3s (3.1%)	**Control expected / 15**	26.0s (2.9%)
10:15	**Career CTRL**	2:49
116.7s (13.0%)	**Control allowed / 15**	220.4s (24.5%)
42:14	**Career CTRL against**	23:50

Matchup implications

- Magomedov TD Acc 0.0% into Adesanya TDD 76.4%

  → Magomedov brings a small takedown sample (0 of 1 landed; 0.2 attempts per 15 min) — too few attempts to judge into Adesanya's strong TDD (76.4%, 81 of 106 stopped). The sample does not support a call either way.

- Adesanya TD Acc 9.1% into Magomedov TDD 73.3%

→ Adesanya brings low takedown volume (0.5 attempts per 15 min) at a low 9.1% (1 of 11) into Magomedov's strong TDD (73.3%, 22 of 30 stopped). Expect most entries to be stuffed unless clinch or fence work opens them.

- Control allowed / 15: Adesanya 116.7s (13.0%) vs Magomedov 220.4s (24.5%)

  → Magomedov has been held down more (24.5% of a 15-min fight); Adesanya has been controlled for 13.0%.



Striking Infographics

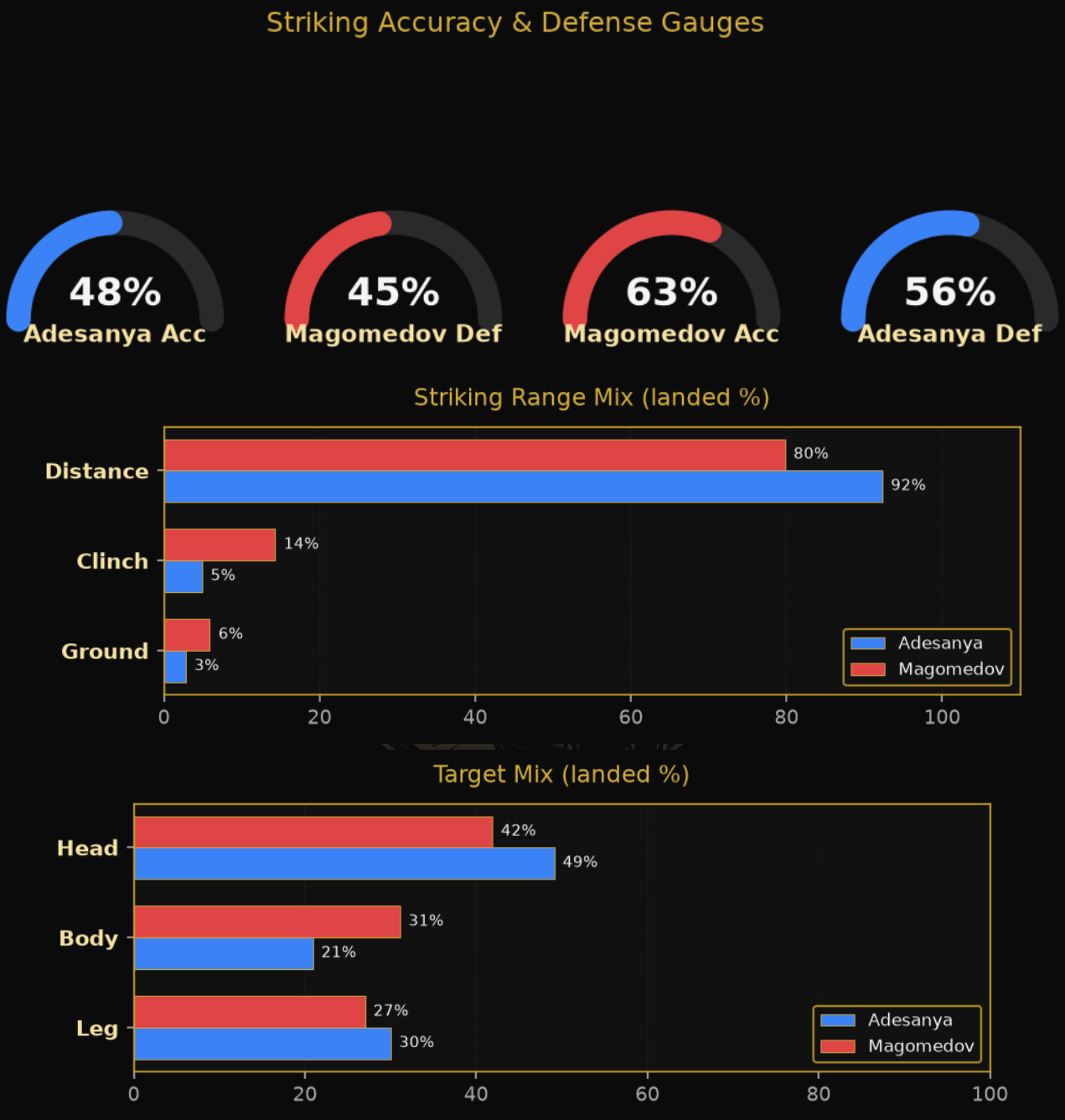

STRIKING — Israel Adesanya (Blue)

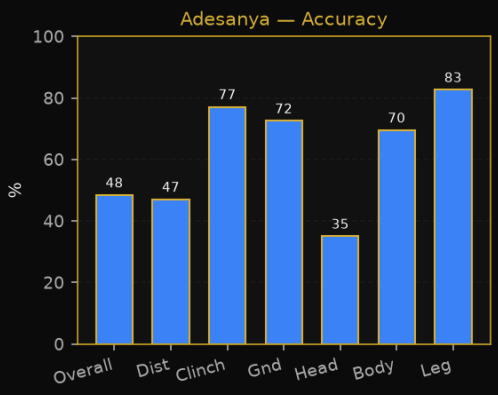

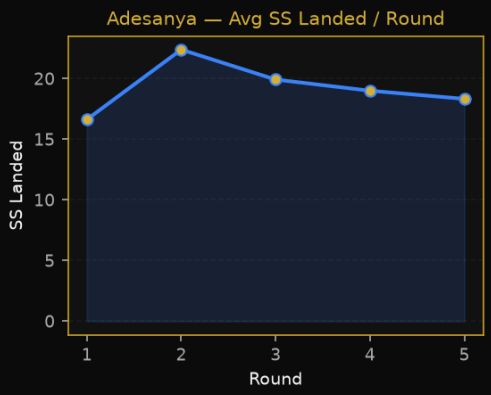

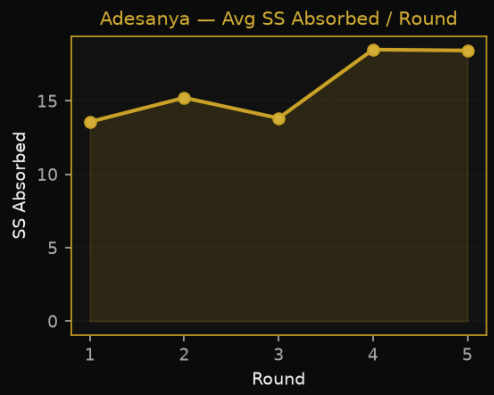

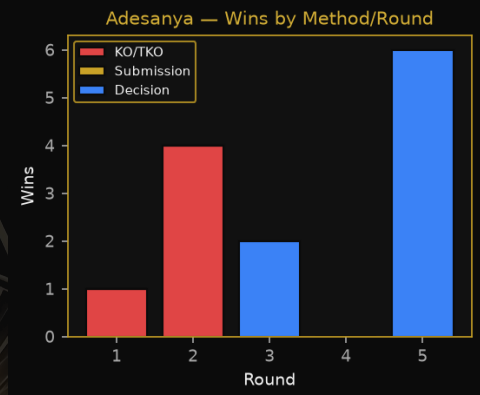

Adesanya striking snapshot

Career SS Acc **48.4%** · Def **55.8%** · Distance share **92.3%** · KD rate **0.6**/15 · Absorbed KD rate **0.09**/15.

STRIKING — Shara Magomedov (Red)

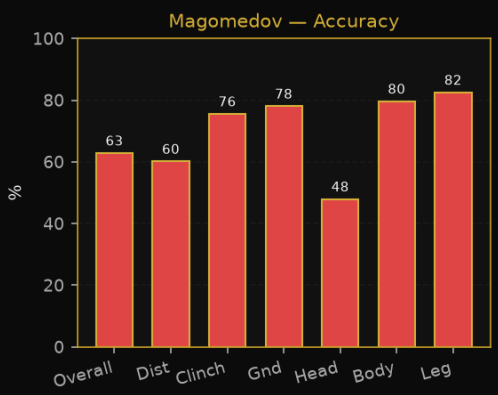

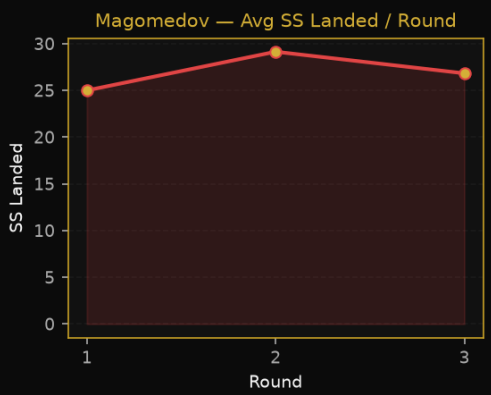

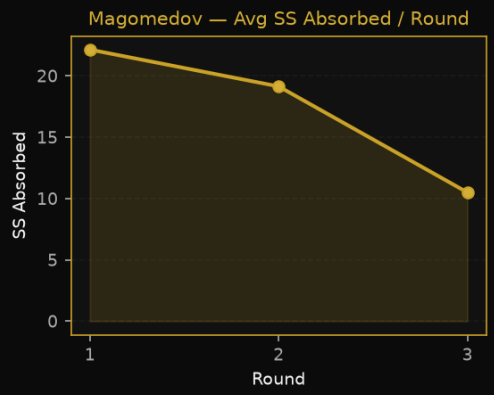

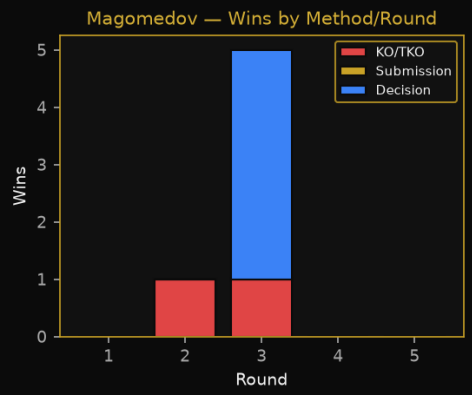

Magomedov striking snapshot

Career SS Acc **62.8%** · Def **45.4%** · Distance share **79.8%** · KD rate **0.31**/15 · Absorbed KD rate **0.15**/15.

Grappling Infographics & Matchup Insights

Takedown Accuracy & Defense Gauges



Grappling Snapshot

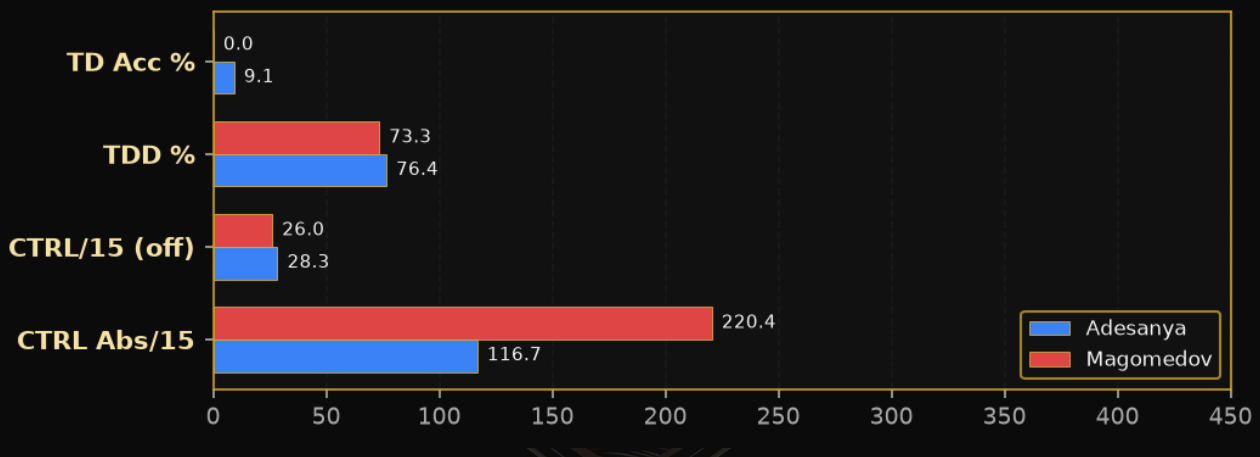

Matchup Snapshot — Expectation Breakers

CTRL Gap	Adesanya Dist Bias	Magomedov Sub Wins	Adesanya TDD
0.9×	92%	0%	76.4%
Magomedov CTRL/15 vs Adesanya	Landed SS at distance	Of UFC wins	Career takedown defense

Adesanya KD Rate	Magomedov SUB.ATT	Adesanya SS Acc	Magomedov SS Acc
0.6	0	48%	63%
Per 15 minutes	Career attempts	Career accuracy	Career accuracy

Expectation-break insights

Insight

Control allowed: Adesanya CTRL against / 15 = 116.7s (13.0%) vs Magomedov 220.4s (24.5%) — Magomedov has been held down more (24.5% of a 15-min fight); Adesanya has been controlled for 13.0%.

Insight

TD volume vs TDD: Adesanya TD Att 11 / Acc 9.1% into Magomedov TDD 73.3% — Magomedov's strong TDD should stuff most entries unless clinch or fence work opens them.

Insight

TD offense gate: Magomedov TD Acc 0.0% (0/1) — small takedown sample (0 of 1 landed) — too few attempts for a read on Magomedov's wrestling offense.

Insight

Sub threat: Adesanya career SUB.ATT 3 (0.0% of UFC wins) vs Magomedov 0 (0.0% of UFC wins) — the submission threat on the UFC record sits with Adesanya.

Insight

KD profile: Adesanya KD rate 0.6/15 vs Magomedov 0.31/15; Adesanya has absorbed 2 KD in UFC.

Insight

Distance bias: Adesanya 92.3% landed SS at distance vs Magomedov 79.8%; Adesanya absorbs 87.1% of damage at distance.

Insight

Accuracy vs defense gate: Adesanya Acc 48.4% → Magomedov Def 45.4%; Magomedov Acc 62.8% → Adesanya Def 55.8%.

Insight

Division: billed Middleweight at UFC Fight Night: Adesanya vs Magomedov (Dec 5, 2026). Compare each fighter's last Greco class to the billed pool.

Insight

Age / mileage: Adesanya 37 (19 UFC) vs Magomedov 32 (7 UFC).

By-round grappling

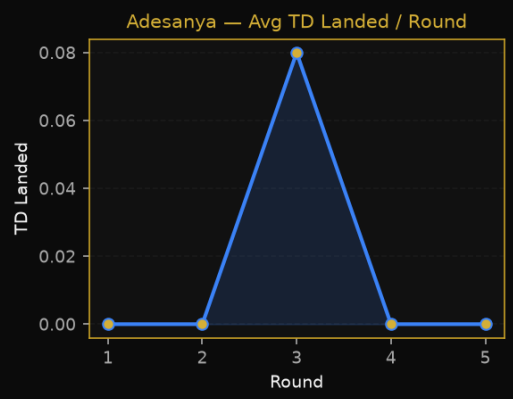

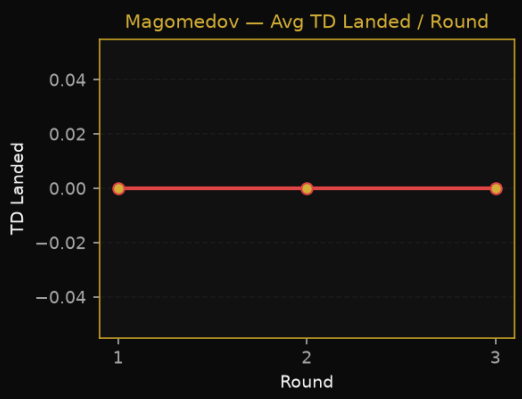

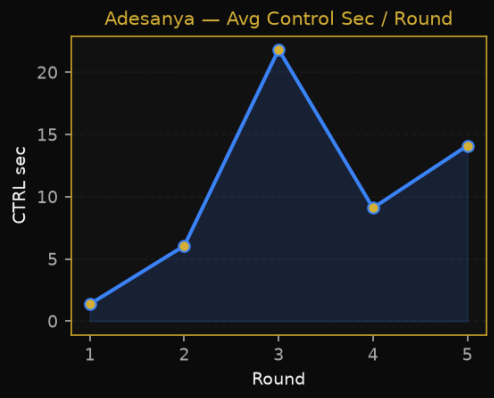
Adesanya — Avg Control Sec / Round
CTRL sec
Round

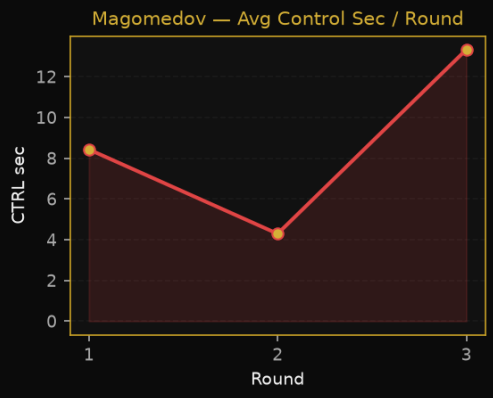
Magomedov — Avg Control Sec / Round
CTRL sec
Round

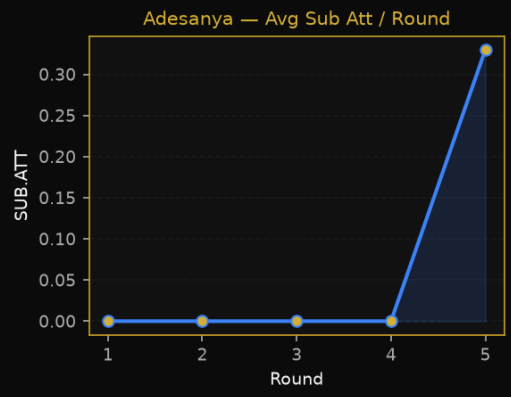
Adesanya — Avg Sub Att / Round
SUB.ATT
Round

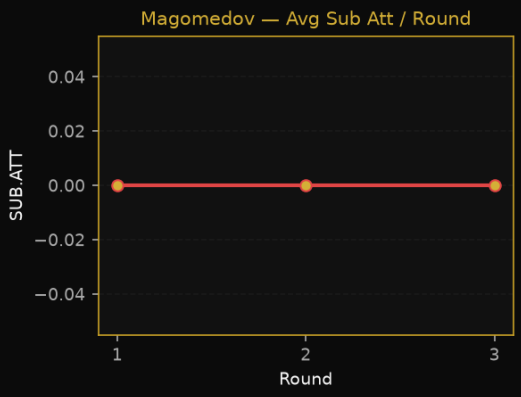
Magomedov — Avg Sub Att / Round
SUB.ATT
Round

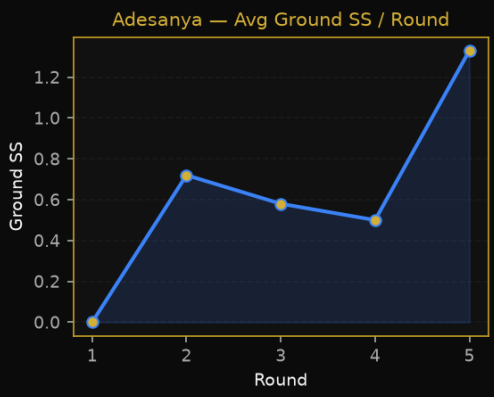
Adesanya — Avg Ground SS / Round
Ground SS
Round

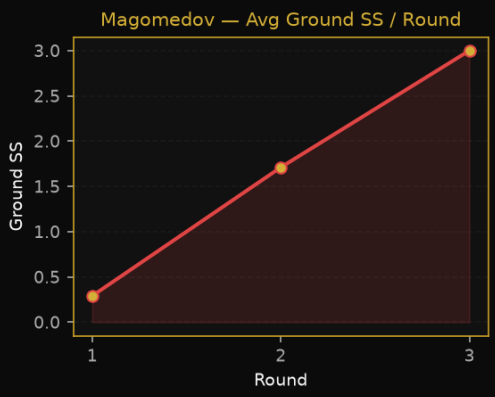
Magomedov — Avg Ground SS / Round
Ground SS
Round

Leg Strikes — Offense vs Defense

UFCStats **LEG** column = significant strikes to the legs (**leg sig strikes / low-kick proxy**). Parsed as "a of b" from UFC fight stats. No limp/establishment narrative — volume, accuracy, share, and vs-average only. Tables sorted **most recent → oldest**. As of 2026-11-19.

Magomedov Leg Output vs Adesanya Leg Absorption

Side-by-side career board so FightingStats can compare **Magomedov low-kick/leg output** vs **Adesanya's leg absorption pattern**.

Metric	Magomedov OFFENSE (leg)	Adesanya DEFENSE (leg abs)	Adesanya OFFENSE (leg)	Magomedov DEFENSE (leg abs)
Leg sig landed	146	216	394	84
Leg sig attempted	177	296	477	111
Leg accuracy %	82.5%	73.0%	82.6%	75.7%
Leg share % of sig landed	27.0%	20.6%	30.0%	23.9%
Avg leg landed / round	7.30	3.18	5.79	4.20
Avg leg landed / fight	20.86	11.37	20.74	12.00
Sample rounds / fights	20/7	68/19	68/19	20/7

(Magomedov OFF avg leg/rnd – Adesanya DEF avg leg abs/rnd) = **4.12**. leg share pp (Magomedov OFF share – Adesanya DEF share) = **6.4**. Magomedov career leg volume: **146 of 177** (82.5% acc · 27.0% of sig landed). Adesanya career leg absorbed: **216 of 296** (20.6% of sig absorbed). Middleweight division avg leg L/rnd ≈ **2.37**.

Read — volume only

Magomedov averages **7.30** leg sig landed per round (20.86/fight). Adesanya absorbs **3.18** leg sig per round historically (11.37/fight). Leg landed / attempted from fight stats (significant strikes to the legs).

Leg-Kick Finishes & Fight Narratives (sourced)

Wins by leg kicks (UFC METHOD/DETAILS): No UFC KO/TKO win for either fighter lists leg/calf/low kick in UFC Stats METHOD/DETAILS for this package (check DETAILS per bout).

No sourced fight summaries found where leg kicks were a key part of how the bout played out.

Magomedov Leg Offense — Round × Opponent

Shara Magomedov — **offensive** leg sig / low-kick proxy. Columns: Date · Opponent · Round · Sig landed · Leg L/T · Acc% · Share% · vs Opp Avg Abs (Above/Below).

Baseline: round Leg Lnd vs that opponent's career avg leg sig absorbed/rnd (Above/Below/≈Avg; in parentheses). Middleweight division avg leg L/rnd ≈ 2.37.

Career: 146 of 177 leg sig (82.5% · 27.0% of 540 sig landed).

Date	Opponent	Rnd	Sig Lnd	Leg Lnd	Leg Att	Leg Acc%	Leg Share%	vs Opp Avg Abs
2026-06-27	Michel Pereira	1	6	3	3	100.0%	50.0%	Below (-0.33) vs 3.33
2026-06-27	Michel Pereira	2	20	9	10	90.0%	45.0%	Above (+5.67) vs 3.33
2026-06-27	Michel Pereira	3	26	6	9	66.7%	23.1%	Above (+2.67) vs 3.33
2025-07-26	Marc-Andre Barriault	1	22	13	14	92.9%	59.1%	Above (+10.52) vs 2.48
2025-07-26	Marc-Andre Barriault	2	37	4	6	66.7%	10.8%	Above (+1.52) vs 2.48
2025-07-26	Marc-Andre Barriault	3	34	7	7	100.0%	20.6%	Above (+4.52) vs 2.48
2025-02-01	Michael Page	1	9	6	12	50.0%	66.7%	Above (+3.67) vs 2.33
2025-02-01	Michael Page	2	7	2	5	40.0%	28.6%	Below (-0.33) vs 2.33
2025-02-01	Michael Page	3	22	5	8	62.5%	22.7%	Above (+2.67) vs 2.33
2024-10-26	Armen Petrosyan	1	33	8	11	72.7%	24.2%	Above (+4.12) vs 3.88
2024-10-26	Armen Petrosyan	2	32	4	8	50.0%	12.5%	≈Avg (+0.12) vs 3.88
2024-08-03	Michal Oleksiejczuk	1	40	7	9	77.8%	17.5%	Above (+5.65) vs 1.35
2024-08-03	Michal Oleksiejczuk	2	35	4	4	100.0%	11.4%	Above (+2.65) vs 1.35
2024-08-03	Michal Oleksiejczuk	3	22	1	1	100.0%	4.5%	Below (-0.35) vs 1.35
2024-06-22	Antonio Trocoli	1	19	10	10	100.0%	52.6%	Above (+5.88) vs 4.12
2024-06-22	Antonio Trocoli	2	30	11	11	100.0%	36.7%	Above (+6.88) vs 4.12
2024-06-22	Antonio Trocoli	3	33	11	11	100.0%	33.3%	Above (+6.88) vs 4.12
2023-10-21	Bruno Silva	1	46	20	23	87.0%	43.5%	Above (+17.06) vs 2.94
2023-10-21	Bruno Silva	2	43	13	13	100.0%	30.2%	Above (+10.06) vs 2.94
2023-10-21	Bruno Silva	3	24	2	2	100.0%	8.3%	Below (-0.94) vs 2.94

Adesanya Leg Defense — Absorbed (Round × Opponent)

Israel Adesanya — **defensive** leg sig absorbed (opponent LEG in that EVENT+BOUT+ROUND). Columns: Date · Opponent · Round · Sig abs · Leg Abs L/T · Opp Acc% · Share% · vs Own Avg Abs.

Baseline: round Leg Abs vs this fighter's own career avg leg sig absorbed/rnd (Above/Below/≈Avg; in parentheses). Middleweight division avg leg L/rnd ≈ 2.37.

Career absorbed: 216 of 296 (73.0% opponent leg acc · 20.6% of sig absorbed).

Date	Opponent	Rnd	Sig Abs	Leg Abs	Leg Att	Opp Acc%	Leg Share%	vs Own Avg Abs
2026-03-28	Joe Pyfer	1	9	1	2	50.0%	11.1%	Below (-2.18) vs 3.18
2026-03-28	Joe Pyfer	2	27	0	1	0.0%	0.0%	Below (-3.18) vs 3.18
2025-02-01	Nassourdine Imavov	1	8	5	6	83.3%	62.5%	Above (+1.82) vs 3.18
2025-02-01	Nassourdine Imavov	2	7	1	1	100.0%	14.3%	Below (-2.18) vs 3.18
2024-08-17	Dricus Du Plessis	1	22	12	17	70.6%	54.5%	Above (+8.82) vs 3.18
2024-08-17	Dricus Du Plessis	2	13	1	2	50.0%	7.7%	Below (-2.18) vs 3.18
2024-08-17	Dricus Du Plessis	3	31	8	9	88.9%	25.8%	Above (+4.82) vs 3.18
2024-08-17	Dricus Du Plessis	4	24	1	1	100.0%	4.2%	Below (-2.18) vs 3.18
2023-09-09	Sean Strickland	1	27	4	6	66.7%	14.8%	Above (+0.82) vs 3.18
2023-09-09	Sean Strickland	2	16	0	2	0.0%	0.0%	Below (-3.18) vs 3.18
2023-09-09	Sean Strickland	3	20	0	0	—	0.0%	Below (-3.18) vs 3.18
2023-09-09	Sean Strickland	4	38	1	1	100.0%	2.6%	Below (-2.18) vs 3.18
2023-09-09	Sean Strickland	5	36	2	2	100.0%	5.6%	Below (-1.18) vs 3.18
2023-04-08	Alex Pereira	1	20	16	21	76.2%	80.0%	Above (+12.82) vs 3.18
2023-04-08	Alex Pereira	2	29	10	15	66.7%	34.5%	Above (+6.82) vs 3.18
2022-11-12	Alex Pereira	1	23	14	19	73.7%	60.9%	Above (+10.82) vs 3.18
2022-11-12	Alex Pereira	2	17	1	5	20.0%	5.9%	Below (-2.18) vs 3.18
2022-11-12	Alex Pereira	3	8	2	3	66.7%	25.0%	Below (-1.18) vs 3.18
2022-11-12	Alex Pereira	4	15	3	6	50.0%	20.0%	≈Avg (-0.18) vs 3.18
2022-11-12	Alex Pereira	5	28	2	2	100.0%	7.1%	Below (-1.18) vs 3.18
2022-07-02	Jared Cannonier	1	18	11	14	78.6%	61.1%	Above (+7.82) vs 3.18
2022-07-02	Jared Cannonier	2	19	4	5	80.0%	21.1%	Above (+0.82) vs 3.18
2022-07-02	Jared Cannonier	3	17	4	6	66.7%	23.5%	Above (+0.82) vs 3.18
2022-07-02	Jared Cannonier	4	16	2	2	100.0%	12.5%	Below (-1.18) vs 3.18
2022-07-02	Jared Cannonier	5	20	1	1	100.0%	5.0%	Below (-2.18) vs 3.18
2022-02-12	Robert Whittaker	1	9	5	8	62.5%	55.6%	Above (+1.82) vs 3.18
2022-02-12	Robert Whittaker	2	12	2	2	100.0%	16.7%	Below (-1.18) vs 3.18
2022-02-12	Robert Whittaker	3	12	2	5	40.0%	16.7%	Below (-1.18) vs 3.18
2022-02-12	Robert Whittaker	4	16	3	3	100.0%	18.8%	≈Avg (-0.18) vs 3.18
2022-02-12	Robert Whittaker	5	10	1	2	50.0%	10.0%	Below (-2.18) vs 3.18
2021-06-12	Marvin Vettori	1	11	3	3	100.0%	27.3%	≈Avg (-0.18) vs 3.18
2021-06-12	Marvin Vettori	2	16	2	3	66.7%	12.5%	Below (-1.18) vs 3.18
2021-06-12	Marvin Vettori	3	6	0	0	—	0.0%	Below (-3.18) vs 3.18
2021-06-12	Marvin Vettori	4	16	3	3	100.0%	18.8%	≈Avg (-0.18) vs 3.18
2021-06-12	Marvin Vettori	5	9	1	1	100.0%	11.1%	Below (-2.18) vs 3.18
2021-03-06	Jan Blachowicz	1	18	8	11	72.7%	44.4%	Above (+4.82) vs 3.18
2021-03-06	Jan Blachowicz	2	23	2	2	100.0%	8.7%	Below (-1.18) vs 3.18
2021-03-06	Jan Blachowicz	3	24	0	0	—	0.0%	Below (-3.18) vs 3.18
2021-03-06	Jan Blachowicz	4	14	0	0	—	0.0%	Below (-3.18) vs 3.18
2021-03-06	Jan Blachowicz	5	28	1	1	100.0%	3.6%	Below (-2.18) vs 3.18
2020-09-26	Paulo Costa	1	7	1	1	100.0%	14.3%	Below (-2.18) vs 3.18

Date	Opponent	Rnd	Sig Abs	Leg Abs	Leg Att	Opp Acc%	Leg Share%	vs Own Avg Abs
2020-09-26	Paulo Costa	2	5	2	4	50.0%	40.0%	Below (-1.18) vs 3.18
2020-03-07	Yoel Romero	1	4	2	3	66.7%	50.0%	Below (-1.18) vs 3.18
2020-03-07	Yoel Romero	2	7	2	3	66.7%	28.6%	Below (-1.18) vs 3.18
2020-03-07	Yoel Romero	3	9	5	6	83.3%	55.6%	Above (+1.82) vs 3.18
2020-03-07	Yoel Romero	4	6	1	2	50.0%	16.7%	Below (-2.18) vs 3.18
2020-03-07	Yoel Romero	5	14	3	4	75.0%	21.4%	≈Avg (-0.18) vs 3.18
2019-10-05	Robert Whittaker	1	17	8	12	66.7%	47.1%	Above (+4.82) vs 3.18
2019-10-05	Robert Whittaker	2	15	1	2	50.0%	6.7%	Below (-2.18) vs 3.18
2019-04-13	Kelvin Gastelum	1	12	1	1	100.0%	8.3%	Below (-2.18) vs 3.18
2019-04-13	Kelvin Gastelum	2	20	0	0	—	0.0%	Below (-3.18) vs 3.18
2019-04-13	Kelvin Gastelum	3	12	3	4	75.0%	25.0%	≈Avg (-0.18) vs 3.18
2019-04-13	Kelvin Gastelum	4	32	4	4	100.0%	12.5%	Above (+0.82) vs 3.18
2019-04-13	Kelvin Gastelum	5	15	3	4	75.0%	20.0%	≈Avg (-0.18) vs 3.18
2019-02-09	Anderson Silva	1	6	3	4	75.0%	50.0%	≈Avg (-0.18) vs 3.18
2019-02-09	Anderson Silva	2	20	3	5	60.0%	15.0%	≈Avg (-0.18) vs 3.18
2019-02-09	Anderson Silva	3	5	1	2	50.0%	20.0%	Below (-2.18) vs 3.18
2018-11-03	Derek Brunson	1	3	1	1	100.0%	33.3%	Below (-2.18) vs 3.18
2018-07-06	Brad Tavares	1	9	1	1	100.0%	11.1%	Below (-2.18) vs 3.18
2018-07-06	Brad Tavares	2	8	2	2	100.0%	25.0%	Below (-1.18) vs 3.18
2018-07-06	Brad Tavares	3	9	0	0	—	0.0%	Below (-3.18) vs 3.18
2018-07-06	Brad Tavares	4	8	0	0	—	0.0%	Below (-3.18) vs 3.18
2018-07-06	Brad Tavares	5	6	0	0	—	0.0%	Below (-3.18) vs 3.18
2018-04-14	Marvin Vettori	1	18	9	13	69.2%	50.0%	Above (+5.82) vs 3.18
2018-04-14	Marvin Vettori	2	15	5	6	83.3%	33.3%	Above (+1.82) vs 3.18
2018-04-14	Marvin Vettori	3	13	5	5	100.0%	38.5%	Above (+1.82) vs 3.18
2018-02-10	Rob Wilkinson	1	17	10	12	83.3%	58.8%	Above (+6.82) vs 3.18
2018-02-10	Rob Wilkinson	2	5	1	2	50.0%	20.0%	Below (-2.18) vs 3.18

Adesanya Leg Offense — Round × Opponent

Israel Adesanya — **offensive** leg sig / low-kick proxy. Same columns as Magomedov offense (Date · … · vs Opp Avg Abs).

Baseline: round Leg Lnd vs that opponent's career avg leg sig absorbed/rnd (Above/Below/≈Avg; in parentheses). Middleweight division avg leg L/rnd ≈ 2.37.

Career: 394 of 477 leg sig (82.6% · 30.0% of 1313 sig landed).

Date	Opponent	Rnd	Sig Lnd	Leg Lnd	Leg Att	Leg Acc%	Leg Share%	vs Opp Avg Abs
2026-03-28	Joe Pyfer	1	24	9	10	90.0%	37.5%	Above (+4.88) vs 4.12
2026-03-28	Joe Pyfer	2	18	3	3	100.0%	16.7%	Below (-1.12) vs 4.12
2025-02-01	Nassourdine Imavov	1	20	9	12	75.0%	45.0%	Above (+5.72) vs 3.28
2025-02-01	Nassourdine Imavov	2	6	2	2	100.0%	33.3%	Below (-1.28) vs 3.28
2024-08-17	Dricus Du Plessis	1	16	2	2	100.0%	12.5%	Above (+0.51) vs 1.49
2024-08-17	Dricus Du Plessis	2	17	3	3	100.0%	17.6%	Above (+1.51) vs 1.49
2024-08-17	Dricus Du Plessis	3	40	3	3	100.0%	7.5%	Above (+1.51) vs 1.49
2024-08-17	Dricus Du Plessis	4	24	0	1	0.0%	0.0%	Below (-1.49) vs 1.49
2023-09-09	Sean Strickland	1	12	8	12	66.7%	66.7%	Above (+2.74) vs 5.26
2023-09-09	Sean Strickland	2	20	10	17	58.8%	50.0%	Above (+4.74) vs 5.26
2023-09-09	Sean Strickland	3	21	7	13	53.8%	33.3%	Above (+1.74) vs 5.26
2023-09-09	Sean Strickland	4	20	3	6	50.0%	15.0%	Below (-2.26) vs 5.26
2023-09-09	Sean Strickland	5	21	6	9	66.7%	28.6%	Above (+0.74) vs 5.26
2023-04-08	Alex Pereira	1	15	7	8	87.5%	46.7%	Above (+3.45) vs 3.55
2023-04-08	Alex Pereira	2	26	2	3	66.7%	7.7%	Below (-1.55) vs 3.55
2022-11-12	Alex Pereira	1	23	11	13	84.6%	47.8%	Above (+7.45) vs 3.55
2022-11-12	Alex Pereira	2	20	4	6	66.7%	20.0%	Above (+0.45) vs 3.55
2022-11-12	Alex Pereira	3	14	2	2	100.0%	14.3%	Below (-1.55) vs 3.55
2022-11-12	Alex Pereira	4	20	4	5	80.0%	20.0%	Above (+0.45) vs 3.55
2022-11-12	Alex Pereira	5	9	3	4	75.0%	33.3%	Below (-0.55) vs 3.55
2022-07-02	Jared Cannonier	1	22	9	11	81.8%	40.9%	Above (+6.28) vs 2.72
2022-07-02	Jared Cannonier	2	28	7	7	100.0%	25.0%	Above (+4.28) vs 2.72
2022-07-02	Jared Cannonier	3	17	4	5	80.0%	23.5%	Above (+1.28) vs 2.72
2022-07-02	Jared Cannonier	4	24	4	4	100.0%	16.7%	Above (+1.28) vs 2.72
2022-07-02	Jared Cannonier	5	25	6	7	85.7%	24.0%	Above (+3.28) vs 2.72
2022-02-12	Robert Whittaker	1	18	11	14	78.6%	61.1%	Above (+7.32) vs 3.68
2022-02-12	Robert Whittaker	2	16	7	9	77.8%	43.8%	Above (+3.32) vs 3.68
2022-02-12	Robert Whittaker	3	17	3	5	60.0%	17.6%	Below (-0.68) vs 3.68
2022-02-12	Robert Whittaker	4	15	4	6	66.7%	26.7%	Above (+0.32) vs 3.68
2022-02-12	Robert Whittaker	5	13	4	4	100.0%	30.8%	Above (+0.32) vs 3.68
2021-06-12	Marvin Vettori	1	18	11	12	91.7%	61.1%	Above (+6.37) vs 4.63
2021-06-12	Marvin Vettori	2	28	9	9	100.0%	32.1%	Above (+4.37) vs 4.63
2021-06-12	Marvin Vettori	3	19	7	8	87.5%	36.8%	Above (+2.37) vs 4.63
2021-06-12	Marvin Vettori	4	20	8	8	100.0%	40.0%	Above (+3.37) vs 4.63
2021-06-12	Marvin Vettori	5	11	6	6	100.0%	54.5%	Above (+1.37) vs 4.63
2021-03-06	Jan Blachowicz	1	13	8	12	66.7%	61.5%	Above (+4.34) vs 3.66
2021-03-06	Jan Blachowicz	2	21	9	11	81.8%	42.9%	Above (+5.34) vs 3.66
2021-03-06	Jan Blachowicz	3	21	5	6	83.3%	23.8%	Above (+1.34) vs 3.66
2021-03-06	Jan Blachowicz	4	11	2	2	100.0%	18.2%	Below (-1.66) vs 3.66
2021-03-06	Jan Blachowicz	5	12	5	5	100.0%	41.7%	Above (+1.34) vs 3.66
2020-09-26	Paulo Costa	1	22	15	16	93.8%	68.2%	Above (+11.44) vs 3.56
2020-09-26	Paulo Costa	2	33	11	11	100.0%	33.3%	Above (+7.44) vs 3.56

Date	Opponent	Rnd	Sig Lnd	Leg Lnd	Leg Att	Leg Acc%	Leg Share%	vs Opp Avg Abs
2020-03-07	Yoel Romero	1	2	2	4	50.0%	100.0%	Below (-1.53) vs 3.53
2020-03-07	Yoel Romero	2	11	5	6	83.3%	45.5%	Above (+1.47) vs 3.53
2020-03-07	Yoel Romero	3	12	5	5	100.0%	41.7%	Above (+1.47) vs 3.53
2020-03-07	Yoel Romero	4	11	6	7	85.7%	54.5%	Above (+2.47) vs 3.53
2020-03-07	Yoel Romero	5	12	7	7	100.0%	58.3%	Above (+3.47) vs 3.53
2019-10-05	Robert Whittaker	1	20	2	2	100.0%	10.0%	Below (-1.68) vs 3.68
2019-10-05	Robert Whittaker	2	20	5	5	100.0%	25.0%	Above (+1.32) vs 3.68
2019-04-13	Kelvin Gastelum	1	10	3	4	75.0%	30.0%	Above (+0.45) vs 2.55
2019-04-13	Kelvin Gastelum	2	29	7	7	100.0%	24.1%	Above (+4.45) vs 2.55
2019-04-13	Kelvin Gastelum	3	16	5	6	83.3%	31.2%	Above (+2.45) vs 2.55
2019-04-13	Kelvin Gastelum	4	17	4	4	100.0%	23.5%	Above (+1.45) vs 2.55
2019-04-13	Kelvin Gastelum	5	37	4	7	57.1%	10.8%	Above (+1.45) vs 2.55
2019-02-09	Anderson Silva	1	20	9	11	81.8%	45.0%	Above (+6.03) vs 2.97
2019-02-09	Anderson Silva	2	20	9	9	100.0%	45.0%	Above (+6.03) vs 2.97
2019-02-09	Anderson Silva	3	25	11	11	100.0%	44.0%	Above (+8.03) vs 2.97
2018-11-03	Derek Brunson	1	13	1	3	33.3%	7.7%	Below (-0.88) vs 1.88
2018-07-06	Brad Tavares	1	14	7	9	77.8%	50.0%	Above (+3.75) vs 3.25
2018-07-06	Brad Tavares	2	25	7	8	87.5%	28.0%	Above (+3.75) vs 3.25
2018-07-06	Brad Tavares	3	27	9	11	81.8%	33.3%	Above (+5.75) vs 3.25
2018-07-06	Brad Tavares	4	28	6	6	100.0%	21.4%	Above (+2.75) vs 3.25
2018-07-06	Brad Tavares	5	25	8	8	100.0%	32.0%	Above (+4.75) vs 3.25
2018-04-14	Marvin Vettori	1	24	9	11	81.8%	37.5%	Above (+4.37) vs 4.63
2018-04-14	Marvin Vettori	2	23	6	8	75.0%	26.1%	Above (+1.37) vs 4.63
2018-04-14	Marvin Vettori	3	10	0	0	—	0.0%	Below (-4.63) vs 4.63
2018-02-10	Rob Wilkinson	1	10	2	3	66.7%	20.0%	Above (+1.00) vs 1.00
2018-02-10	Rob Wilkinson	2	42	2	3	66.7%	4.8%	Above (+1.00) vs 1.00

Magomedov Leg Defense — Absorbed (Round × Opponent)

Shara Magomedov — **defensive** leg sig absorbed. Same columns as Adesanya defense (Date · … · vs Own Avg Abs).

Baseline: round Leg Abs vs this fighter's own career avg leg sig absorbed/rnd (Above/Below/≈Avg; in parentheses). Middleweight division avg leg L/rnd ≈ 2.37.

Career absorbed: 84 of 111 (75.7% opponent leg acc · 23.9% of sig absorbed).

Date	Opponent	Rnd	Sig Abs	Leg Abs	Leg Att	Opp Acc%	Leg Share%	vs Own Avg Abs
2026-06-27	Michel Pereira	1	16	0	0	—	0.0%	Below (-4.20) vs 4.20
2026-06-27	Michel Pereira	2	6	1	1	100.0%	16.7%	Below (-3.20) vs 4.20
2026-06-27	Michel Pereira	3	13	4	10	40.0%	30.8%	≈Avg (-0.20) vs 4.20
2025-07-26	Marc-Andre Barriault	1	5	0	0	—	0.0%	Below (-4.20) vs 4.20
2025-07-26	Marc-Andre Barriault	2	29	1	3	33.3%	3.4%	Below (-3.20) vs 4.20
2025-07-26	Marc-Andre Barriault	3	5	1	1	100.0%	20.0%	Below (-3.20) vs 4.20
2025-02-01	Michael Page	1	13	5	5	100.0%	38.5%	Above (+0.80) vs 4.20
2025-02-01	Michael Page	2	14	3	3	100.0%	21.4%	Below (-1.20) vs 4.20
2025-02-01	Michael Page	3	16	1	2	50.0%	6.2%	Below (-3.20) vs 4.20
2024-10-26	Armen Petrosyan	1	46	27	39	69.2%	58.7%	Above (+22.80) vs 4.20
2024-10-26	Armen Petrosyan	2	31	18	21	85.7%	58.1%	Above (+13.80) vs 4.20
2024-08-03	Michal Oleksiejczuk	1	35	3	4	75.0%	8.6%	Below (-1.20) vs 4.20
2024-08-03	Michal Oleksiejczuk	2	24	7	8	87.5%	29.2%	Above (+2.80) vs 4.20
2024-08-03	Michal Oleksiejczuk	3	18	4	4	100.0%	22.2%	≈Avg (-0.20) vs 4.20
2024-06-22	Antonio Trocoli	1	12	1	2	50.0%	8.3%	Below (-3.20) vs 4.20
2024-06-22	Antonio Trocoli	2	4	0	0	—	0.0%	Below (-4.20) vs 4.20
2024-06-22	Antonio Trocoli	3	0	0	0	—	—	Below (-4.20) vs 4.20
2023-10-21	Bruno Silva	1	28	5	5	100.0%	17.9%	Above (+0.80) vs 4.20
2023-10-21	Bruno Silva	2	26	3	3	100.0%	11.5%	Below (-1.20) vs 4.20
2023-10-21	Bruno Silva	3	11	0	0	—	0.0%	Below (-4.20) vs 4.20

Opponent Career Historical Avg — Leg Sig Absorbed

For each UFC opponent faced: career historical average leg sig strikes **absorbed** (what opponents land on them across their UFC career). This is the offense-row baseline for the Above/Below column. Opponents ordered by most recent appearance.

Opponents faced by Israel Adesanya — their career leg-absorbed averages

Opponent	Fights	Rnds	Leg Abs L/T	Avg Leg Abs /Fight	Avg /Rnd	Leg Acc% on them	Leg Share% of SS Abs
Joe Pyfer	8	17	70 of 89	8.75	4.12	78.7%	29.3%
Nassourdine Imavov	12	39	128 of 169	10.67	3.28	75.7%	22.0%
Dricus Du Plessis	11	37	55 of 59	5.00	1.49	93.2%	7.5%
Sean Strickland	25	84	442 of 564	17.68	5.26	78.4%	24.0%
Alex Pereira	13	33	117 of 134	9.00	3.55	87.3%	22.6%
Jared Cannonier	21	64	174 of 196	8.29	2.72	88.8%	13.6%
Robert Whittaker	25	73	269 of 324	10.76	3.68	83.0%	23.4%
Marvin Vettori	19	65	301 of 368	15.84	4.63	81.8%	20.3%
Jan Blachowicz	23	64	234 of 286	10.17	3.66	81.8%	24.6%
Paulo Costa	12	34	121 of 135	10.08	3.56	89.6%	13.4%
Yoel Romero	13	43	152 of 198	11.69	3.53	76.8%	25.5%
Kelvin Gastelum	27	76	194 of 242	7.19	2.55	80.2%	15.1%
Anderson Silva	25	63	187 of 250	7.48	2.97	74.8%	26.8%
Derek Brunson	21	43	81 of 121	3.86	1.88	66.9%	14.1%
Brad Tavares	28	77	250 of 330	8.93	3.25	75.8%	20.7%
Rob Wilkinson	2	4	4 of 6	2.00	1.00	66.7%	4.2%

Opponents faced by Shara Magomedov — their career leg-absorbed averages

Opponent	Fights	Rnds	Leg Abs L/T	Avg Leg Abs /Fight	Avg /Rnd	Leg Acc% on them	Leg Share% of SS Abs
Michel Pereira	16	40	133 of 161	8.31	3.33	82.6%	17.5%
Marc-Andre Barriault	18	40	99 of 112	5.50	2.48	88.4%	9.4%
Michael Page	6	18	42 of 64	7.00	2.33	65.6%	33.3%
Armen Petrosyan	7	17	66 of 82	9.43	3.88	80.5%	22.9%
Michal Oleksiejczuk	19	31	42 of 52	2.21	1.35	80.8%	7.8%
Antonio Trocoli	4	8	33 of 33	8.25	4.12	100.0%	20.4%
Bruno Silva	23	52	153 of 180	6.65	2.94	85.0%	13.8%

Source: UFCStats **LEG** = significant strikes to the legs (leg sig / low-kick proxy). Landed of attempted parsed from fight-stats CSV. Sort: most recent → oldest.

Middleweight Division Context

Upcoming bout is billed **Middleweight**. Division pool (n=366): Fighters whose majority of UFC bouts are in billed class 'Middleweight', OR whose most recent UFC bout is in that family. **Last Greco weight class:** Adesanya = **Middleweight Bout**; Magomedov = **Middleweight Bout**. Values: fighter · division average · delta · standing in division. Control rows show seconds and % of a 15-min fight.

Metric	Div Avg	Adesanya	vs avg	Adesanya standing	Magomedov	vs avg	Magomedov standing
SS Acc %	46.0%	48.4%	+2.4 pp	top 42%	62.8%	+16.8 pp	top 6.3%
SS Def %	51.6%	55.8%	+4.2 pp	top 36%	45.4%	-6.2 pp	top 77%
TD Acc %	41.6%	9.1%	-32.5 pp	top 88%	0.0%	-41.6 pp	top 100%
TDD %	56.3%	76.4%	+20.1 pp	top 24%	73.3%	+17.0 pp	top 28%
Control expected / 15 min	196.1s (21.8%)	28.3s (3.1%)	-167.8s	top 88%	26.0s (2.9%)	-170.1s	top 88%
Control allowed / 15 min	216.3s (24.0%)	116.7s (13.0%)	-99.6s	top 32%	220.4s (24.5%)	+4.1s	top 58%
KD rate / 15	0.40	0.60	+0.20	top 21%	0.31	-0.09	top 40%
KD Abs rate / 15	0.58	0.09	-0.49	top 33%	0.15	-0.43	top 38%
SLpM	2.99	4.03	+1.04	top 22%	5.55	+2.56	top 6.3%
SApM	3.38	3.22	-0.16	top 50%	3.62	+0.24	top 64%

Control expected / allowed per 15 min = total CTRL (or CTRL against) seconds ÷ fight seconds × 900. Shown as seconds and % of a 15-minute (900s) fight (e.g. 290.4s ≈ 32.3%).

Adesanya vs division field

SS Acc **48.4%** (div avg 46.0%, top 42%) · SS Def **55.8%** (top 36%) · TDD **76.4%** (top 24%). Last Greco class: Middleweight Bout.

Magomedov vs division field

SLpM **5.55** (top 6.3%) · TDD **73.3%** (top 28%) · SS Def **45.4%** (top 77%). Last Greco class: Middleweight Bout.

Standing = share of the Middleweight pool at or better on that metric (“top X%”). For Control allowed / 15, KD Abs rate, and SApM, lower is better.

Israel Adesanya — A/B/C/D Fight Tables

Locked next-build tables. **A/B** = every UFC round × opponent (most recent first); sig by **distance / clinch / ground only** (no head/body/leg). Striking time = mm:ss [% of round clock] (clock – CTRL). Stand/15* = projected sig pace if stand-up lasted a full 15 min on striking-time basis. **C/D** = fight-level grappling. C/D styles: **bold gold wash** = ≥1 TD attempt; muted = 0 attempts; **teal wash** = landed ≥1 TD vs historically strong career TDD (≥70%). Diff = subject sig landed – absorbed.

A — Offensive Significant Strikes — Israel Adesanya

SS T/L = thrown/landed. Dist/Clin/Gnd = sig landed/thrown by position. Tot D/C/G uses UFCStats position splits (all distance strikes are significant).

Date	Opponent	R	WC	SS T/L	Diff	KD	Dist	Clin	Gnd	Tot T/L	Tot D/C/G	StrTime [%clk]	Stand/15 *
Mar 28, 2026	Joe Pyfer	1	Middleweight Bout	42/24	15	0	24/42	0/0	0/0	56/37	24/0/0	5:00 [100%]	72.0
Mar 28, 2026	Joe Pyfer	2	Middleweight Bout	33/18	-9	0	18/32	0/1	0/0	36/21	18/0/0	4:18 [100%]	62.8
Feb 01, 2025	Nassourdine Imavov	1	Middleweight Bout	44/20	12	0	20/44	0/0	0/0	50/26	20/0/0	5:00 [100%]	60.0
Feb 01, 2025	Nassourdine Imavov	2	Middleweight Bout	6/6	-1	0	6/6	0/0	0/0	6/6	6/0/0	0:30 [100%]	180.0
Aug 17, 2024	Dricus Du Plessis	1	Middleweight	37/16	-6	0	16/37	0/0	0/0	37/16	16/0/0	5:00 [100%]	48.0
Aug 17, 2024	Dricus Du Plessis	2	Middleweight	30/17	4	0	13/26	4/4	0/0	38/25	13/4/0	4:58 [99%]	39.3
Aug 17, 2024	Dricus Du Plessis	3	Middleweight	83/40	9	0	40/83	0/0	0/0	83/40	40/0/0	5:00 [100%]	120.0
Aug 17, 2024	Dricus Du Plessis	4	Middleweight	53/24	0	0	23/52	0/0	1/1	53/24	23/0/1	3:31 [97%]	98.1
Sep 09, 2023	Sean Strickland	1	Middleweight	39/12	-15	0	12/39	0/0	0/0	39/12	12/0/0	5:00 [100%]	36.0
Sep 09, 2023	Sean Strickland	2	Middleweight	64/20	4	0	20/64	0/0	0/0	64/20	20/0/0	5:00 [100%]	60.0
Sep 09, 2023	Sean Strickland	3	Middleweight	57/21	1	0	21/57	0/0	0/0	57/21	21/0/0	5:00 [100%]	63.0
Sep 09, 2023	Sean Strickland	4	Middleweight	51/20	-18	0	20/51	0/0	0/0	51/20	20/0/0	5:00 [100%]	60.0
Sep 09, 2023	Sean Strickland	5	Middleweight	60/21	-15	0	21/60	0/0	0/0	60/21	21/0/0	5:00 [100%]	63.0
Apr 08, 2023	Alex Pereira	1	Middleweight	38/15	-5	0	15/38	0/0	0/0	38/15	15/0/0	5:00 [100%]	45.0
Apr 08, 2023	Alex Pereira	2	Middleweight	58/26	-3	1	25/55	0/2	1/1	58/26	25/0/1	4:18 [99%]	87.2
Nov 12, 2022	Alex Pereira	1	Middleweight	43/23	0	0	23/43	0/0	0/0	44/23	23/0/0	4:46 [95%]	72.4
Nov 12, 2022	Alex Pereira	2	Middleweight	44/20	3	0	19/43	1/1	0/0	54/30	19/1/0	3:47 [76%]	75.3
Nov 12, 2022	Alex Pereira	3	Middleweight	25/14	6	0	8/15	0/0	6/10	52/31	8/0/6	1:13 [24%]	98.6
Nov 12, 2022	Alex Pereira	4	Middleweight	35/20	5	0	20/34	0/1	0/0	44/26	20/0/0	3:52 [77%]	77.6
Nov 12, 2022	Alex Pereira	5	Middleweight	15/9	-19	0	7/13	2/2	0/0	15/9	7/2/0	1:49 [90%]	57.8
Jul 02, 2022	Jared Cannonier	1	Middleweight	48/22	4	0	22/48	0/0	0/0	48/22	22/0/0	5:00 [100%]	66.0

Date	Opponent	R	WC	SS T/L	Diff	KD	Dist	Clin	Gnd	Tot T/L	Tot D/C/G	StrTime [%clk]	Stand/15 *
Jul 02, 2022	Jared Cannonier	2	Middleweight	48/28	9	0	28/47	0/1	0/0	48/28	28/0/0	5:00 [100%]	84.0
Jul 02, 2022	Jared Cannonier	3	Middleweight	35/17	0	0	17/34	0/1	0/0	53/35	17/0/0	5:00 [100%]	51.0
Jul 02, 2022	Jared Cannonier	4	Middleweight	45/24	8	0	24/45	0/0	0/0	61/40	24/0/0	5:00 [100%]	72.0
Jul 02, 2022	Jared Cannonier	5	Middleweight	54/25	5	0	23/52	2/2	0/0	67/38	23/2/0	5:00 [100%]	69.0
Feb 12, 2022	Robert Whittaker	1	Middleweight	34/18	9	1	18/34	0/0	0/0	34/18	18/0/0	4:59 [100%]	54.2
Feb 12, 2022	Robert Whittaker	2	Middleweight	41/16	4	0	16/41	0/0	0/0	49/24	16/0/0	5:00 [100%]	48.0
Feb 12, 2022	Robert Whittaker	3	Middleweight	33/17	5	0	16/32	1/1	0/0	33/17	16/1/0	5:00 [100%]	48.0
Feb 12, 2022	Robert Whittaker	4	Middleweight	39/15	-1	0	15/39	0/0	0/0	39/15	15/0/0	5:00 [100%]	45.0
Feb 12, 2022	Robert Whittaker	5	Middleweight	22/13	3	0	12/21	1/1	0/0	33/24	12/1/0	5:00 [100%]	36.0
Jun 12, 2021	Marvin Vettori	1	Middleweight	32/18	7	0	17/31	1/1	0/0	33/19	17/1/0	5:00 [100%]	51.0
Jun 12, 2021	Marvin Vettori	2	Middleweight	49/28	12	0	20/41	8/8	0/0	55/33	20/8/0	5:00 [100%]	60.0
Jun 12, 2021	Marvin Vettori	3	Middleweight	35/19	13	0	18/34	0/0	1/1	36/20	18/0/1	4:28 [89%]	60.5
Jun 12, 2021	Marvin Vettori	4	Middleweight	38/20	4	0	19/36	1/1	0/1	48/30	19/1/0	4:56 [99%]	57.8
Jun 12, 2021	Marvin Vettori	5	Middleweight	27/11	2	0	11/26	0/1	0/0	36/20	11/0/0	5:00 [100%]	33.0
Mar 06, 2021	Jan Blachowicz	1	Light Heavyweight	30/13	-5	0	13/30	0/0	0/0	30/13	13/0/0	5:00 [100%]	39.0
Mar 06, 2021	Jan Blachowicz	2	Light Heavyweight	42/21	-2	0	21/42	0/0	0/0	42/21	21/0/0	5:00 [100%]	63.0
Mar 06, 2021	Jan Blachowicz	3	Light Heavyweight	40/21	-3	0	21/39	0/1	0/0	53/34	21/0/0	4:59 [100%]	63.2
Mar 06, 2021	Jan Blachowicz	4	Light Heavyweight	20/11	-3	0	10/18	0/0	1/2	24/15	10/0/1	5:00 [100%]	30.0
Mar 06, 2021	Jan Blachowicz	5	Light Heavyweight	29/12	-16	0	12/29	0/0	0/0	33/16	12/0/0	5:00 [100%]	36.0
Sep 26, 2020	Paulo Costa	1	Middleweight	37/22	15	0	22/37	0/0	0/0	37/22	22/0/0	5:00 [100%]	66.0
Sep 26, 2020	Paulo Costa	2	Middleweight	47/33	28	1	23/34	2/3	8/10	47/33	23/2/8	3:50 [96%]	90.0
Mar 07, 2020	Yoel Romero	1	Middleweight	11/2	-2	0	2/11	0/0	0/0	11/2	2/0/0	5:00 [100%]	6.0
Mar 07, 2020	Yoel Romero	2	Middleweight	29/11	4	0	11/29	0/0	0/0	29/11	11/0/0	5:00 [100%]	33.0
Mar 07, 2020	Yoel Romero	3	Middleweight	30/12	3	0	12/30	0/0	0/0	30/12	12/0/0	5:00 [100%]	36.0
Mar 07, 2020	Yoel Romero	4	Middleweight	33/11	5	0	11/33	0/0	0/0	33/11	11/0/0	5:00 [100%]	33.0
Mar 07, 2020	Yoel Romero	5	Middleweight	29/12	-2	0	12/29	0/0	0/0	29/12	12/0/0	5:00 [100%]	36.0

Date	Opponent	R	WC	SS T/L	Diff	KD	Dist	Clin	Gnd	Tot T/L	Tot D/C/G	StrTime [%clk]	Stand/15 *
Oct 05, 2019	Robert Whittaker	1	Middleweight	44/20	3	1	20/44	0/0	0/0	44/20	20/0/0	4:59 [100%]	60.2
Oct 05, 2019	Robert Whittaker	2	Middleweight	51/20	5	1	17/47	0/0	3/4	51/20	17/0/3	3:30 [99%]	72.9
Apr 13, 2019	Kelvin Gastelum	1	Interim Middleweight	32/10	-2	0	10/32	0/0	0/0	32/10	10/0/0	5:00 [100%]	30.0
Apr 13, 2019	Kelvin Gastelum	2	Interim Middleweight	62/29	9	1	28/61	0/0	1/1	63/30	28/0/1	4:53 [98%]	86.0
Apr 13, 2019	Kelvin Gastelum	3	Interim Middleweight	41/16	4	0	16/41	0/0	0/0	42/17	16/0/0	5:00 [100%]	48.0
Apr 13, 2019	Kelvin Gastelum	4	Interim Middleweight	45/17	-15	0	16/44	1/1	0/0	47/19	16/1/0	5:00 [100%]	48.0
Apr 13, 2019	Kelvin Gastelum	5	Interim Middleweight	57/37	22	3	30/47	0/0	7/10	63/43	30/0/7	4:25 [88%]	101.9
Feb 09, 2019	Anderson Silva	1	Middleweight Bout	44/20	14	0	18/41	2/3	0/0	44/20	18/2/0	5:00 [100%]	54.0
Feb 09, 2019	Anderson Silva	2	Middleweight Bout	39/20	0	0	20/39	0/0	0/0	39/20	20/0/0	5:00 [100%]	60.0
Feb 09, 2019	Anderson Silva	3	Middleweight Bout	49/25	20	0	25/49	0/0	0/0	49/25	25/0/0	5:00 [100%]	75.0
Nov 03, 2018	Derek Brunson	1	Middleweight Bout	23/13	10	3	11/19	2/3	0/1	25/15	11/2/0	4:41 [97%]	35.2
Jul 06, 2018	Brad Tavares	1	Middleweight Bout	35/14	5	0	13/34	1/1	0/0	35/14	13/1/0	5:00 [100%]	39.0
Jul 06, 2018	Brad Tavares	2	Middleweight Bout	49/25	17	0	24/46	1/3	0/0	49/25	24/1/0	4:48 [96%]	75.0
Jul 06, 2018	Brad Tavares	3	Middleweight Bout	50/27	18	0	23/45	4/4	0/1	51/28	23/4/0	4:58 [99%]	69.5
Jul 06, 2018	Brad Tavares	4	Middleweight Bout	37/28	20	0	19/28	6/6	3/3	41/32	19/6/3	4:48 [96%]	59.4
Jul 06, 2018	Brad Tavares	5	Middleweight Bout	44/25	19	0	20/39	0/0	5/5	47/28	20/0/5	3:40 [73%]	81.8
Apr 14, 2018	Marvin Vettori	1	Middleweight Bout	47/24	6	0	24/47	0/0	0/0	48/25	24/0/0	5:00 [100%]	72.0
Apr 14, 2018	Marvin Vettori	2	Middleweight Bout	55/23	8	0	23/55	0/0	0/0	55/23	23/0/0	5:00 [100%]	69.0
Apr 14, 2018	Marvin Vettori	3	Middleweight Bout	21/10	-3	0	10/21	0/0	0/0	31/19	10/0/0	5:00 [100%]	30.0
Feb 10, 2018	Rob Wilkinson	1	Middleweight Bout	16/10	-7	0	7/13	3/3	0/0	31/24	7/3/0	5:00 [100%]	21.0
Feb 10, 2018	Rob Wilkinson	2	Middleweight Bout	59/42	37	1	21/32	21/27	0/0	63/46	21/21/0	3:37 [100%]	87.1

B — Defensive Significant Strikes — Israel Adesanya

Absorbed mirror. Abs T/L = opponent thrown/landed on subject. KD↓ = knockdowns absorbed. Abs/15 = distance sig absorbed per 15 min of striking time.

Date	Opponent	R	WC	Abs T/L	Diff	KD↓	Dist	Clin	Gnd	Tot Abs	Tot D/C/G	StrTime [%clk]	Abs/15*
Mar 28, 2026	Joe Pyfer	1	Middleweight Bout	23/9	15	0	6/17	1/4	2/2	23/9	6/1/2	5:00 [100%]	18.0
Mar 28, 2026	Joe Pyfer	2	Middleweight Bout	47/27	-9	0	12/25	1/3	14/19	67/43	12/1/14	4:18 [100%]	41.9

Date	Opponent	R	WC	Abs T/L	Diff	KD↓	Dist	Clin	Gnd	Tot Abs	Tot D/C/G	StrTime [%clk]	Abs/15*
Feb 01, 2025	Nassourdine Imavov	1	Middleweight Bout	21/8	12	0	8/21	0/0	0/0	23/10	8/0/0	5:00 [100%]	24.0
Feb 01, 2025	Nassourdine Imavov	2	Middleweight Bout	10/7	-1	1	2/4	0/0	5/6	11/8	2/0/5	0:30 [100%]	60.0
Aug 17, 2024	Dricus Du Plessis	1	Middleweight	52/22	-6	0	22/52	0/0	0/0	52/22	22/0/0	5:00 [100%]	66.0
Aug 17, 2024	Dricus Du Plessis	2	Middleweight	25/13	4	0	5/14	6/9	2/2	34/22	5/6/2	4:58 [99%]	15.1
Aug 17, 2024	Dricus Du Plessis	3	Middleweight	75/31	9	0	31/75	0/0	0/0	75/31	31/0/0	5:00 [100%]	93.0
Aug 17, 2024	Dricus Du Plessis	4	Middleweight	45/24	0	0	22/43	2/2	0/0	45/24	22/2/0	3:31 [97%]	93.8
Sep 09, 2023	Sean Strickland	1	Middleweight	52/27	-15	1	11/28	11/14	5/10	52/27	11/11/5	5:00 [100%]	33.0
Sep 09, 2023	Sean Strickland	2	Middleweight	32/16	4	0	16/32	0/0	0/0	32/16	16/0/0	5:00 [100%]	48.0
Sep 09, 2023	Sean Strickland	3	Middleweight	41/20	1	0	20/41	0/0	0/0	41/20	20/0/0	5:00 [100%]	60.0
Sep 09, 2023	Sean Strickland	4	Middleweight	63/38	-18	0	38/63	0/0	0/0	63/38	38/0/0	5:00 [100%]	114.0
Sep 09, 2023	Sean Strickland	5	Middleweight	71/36	-15	0	36/71	0/0	0/0	71/36	36/0/0	5:00 [100%]	108.0
Apr 08, 2023	Alex Pereira	1	Middleweight	31/20	-5	0	20/31	0/0	0/0	31/20	20/0/0	5:00 [100%]	60.0
Apr 08, 2023	Alex Pereira	2	Middleweight	54/29	-3	0	28/52	1/2	0/0	54/29	28/1/0	4:18 [99%]	97.7
Nov 12, 2022	Alex Pereira	1	Middleweight	41/23	0	0	19/36	4/5	0/0	46/28	19/4/0	4:46 [95%]	59.8
Nov 12, 2022	Alex Pereira	2	Middleweight	36/17	3	0	15/33	2/3	0/0	54/33	15/2/0	3:47 [76%]	59.5
Nov 12, 2022	Alex Pereira	3	Middleweight	14/8	6	0	6/12	1/1	1/1	29/19	6/1/1	1:13 [24%]	74.0
Nov 12, 2022	Alex Pereira	4	Middleweight	29/15	5	0	11/24	4/5	0/0	45/30	11/4/0	3:52 [77%]	42.7
Nov 12, 2022	Alex Pereira	5	Middleweight	37/28	-19	0	25/34	3/3	0/0	40/30	25/3/0	1:49 [90%]	206.4
Jul 02, 2022	Jared Cannonier	1	Middleweight	28/18	4	0	18/28	0/0	0/0	28/18	18/0/0	5:00 [100%]	54.0
Jul 02, 2022	Jared Cannonier	2	Middleweight	31/19	9	0	19/31	0/0	0/0	31/19	19/0/0	5:00 [100%]	57.0
Jul 02, 2022	Jared Cannonier	3	Middleweight	36/17	0	0	9/27	8/9	0/0	62/38	9/8/0	5:00 [100%]	27.0
Jul 02, 2022	Jared Cannonier	4	Middleweight	36/16	8	0	14/33	2/3	0/0	55/31	14/2/0	5:00 [100%]	42.0
Jul 02, 2022	Jared Cannonier	5	Middleweight	26/20	5	0	18/24	2/2	0/0	41/35	18/2/0	5:00 [100%]	54.0
Feb 12, 2022	Robert Whittaker	1	Middleweight	21/9	9	0	9/20	0/1	0/0	21/9	9/0/0	4:59 [100%]	27.1
Feb 12, 2022	Robert Whittaker	2	Middleweight	33/12	4	0	12/33	0/0	0/0	38/17	12/0/0	5:00 [100%]	36.0
Feb 12, 2022	Robert Whittaker	3	Middleweight	28/12	5	0	12/28	0/0	0/0	28/12	12/0/0	5:00 [100%]	36.0

Date	Opponent	R	WC	Abs T/L	Diff	KD↓	Dist	Clin	Gnd	Tot Abs	Tot D/C/G	StrTime [%clk]	Abs/15*
Feb 12, 2022	Robert Whittaker	4	Middleweight	35/16	-1	0	13/32	3/3	0/0	38/19	13/3/0	5:00 [100%]	39.0
Feb 12, 2022	Robert Whittaker	5	Middleweight	19/10	3	0	8/17	2/2	0/0	26/17	8/2/0	5:00 [100%]	24.0
Jun 12, 2021	Marvin Vettori	1	Middleweight	29/11	7	0	11/29	0/0	0/0	41/23	11/0/0	5:00 [100%]	33.0
Jun 12, 2021	Marvin Vettori	2	Middleweight	50/16	12	0	16/50	0/0	0/0	51/17	16/0/0	5:00 [100%]	48.0
Jun 12, 2021	Marvin Vettori	3	Middleweight	32/6	13	0	6/32	0/0	0/0	47/20	6/0/0	4:28 [89%]	20.1
Jun 12, 2021	Marvin Vettori	4	Middleweight	42/16	4	0	16/42	0/0	0/0	42/16	16/0/0	4:56 [99%]	48.6
Jun 12, 2021	Marvin Vettori	5	Middleweight	23/9	2	0	9/23	0/0	0/0	30/15	9/0/0	5:00 [100%]	27.0
Mar 06, 2021	Jan Blachowicz	1	Light Heavyweight	31/18	-5	0	18/31	0/0	0/0	31/18	18/0/0	5:00 [100%]	54.0
Mar 06, 2021	Jan Blachowicz	2	Light Heavyweight	49/23	-2	0	22/48	1/1	0/0	49/23	22/1/0	5:00 [100%]	66.0
Mar 06, 2021	Jan Blachowicz	3	Light Heavyweight	42/24	-3	0	20/38	4/4	0/0	46/28	20/4/0	4:59 [100%]	60.2
Mar 06, 2021	Jan Blachowicz	4	Light Heavyweight	24/14	-3	0	8/18	1/1	5/5	64/51	8/1/5	5:00 [100%]	24.0
Mar 06, 2021	Jan Blachowicz	5	Light Heavyweight	47/28	-16	0	17/34	0/0	11/13	86/64	17/0/11	5:00 [100%]	51.0
Sep 26, 2020	Paulo Costa	1	Middleweight	11/7	15	0	7/11	0/0	0/0	11/7	7/0/0	5:00 [100%]	21.0
Sep 26, 2020	Paulo Costa	2	Middleweight	15/5	28	0	5/15	0/0	0/0	15/5	5/0/0	3:50 [96%]	19.6
Mar 07, 2020	Yoel Romero	1	Middleweight	6/4	-2	0	4/6	0/0	0/0	6/4	4/0/0	5:00 [100%]	12.0
Mar 07, 2020	Yoel Romero	2	Middleweight	14/7	4	0	3/10	4/4	0/0	14/7	3/4/0	5:00 [100%]	9.0
Mar 07, 2020	Yoel Romero	3	Middleweight	14/9	3	0	9/14	0/0	0/0	14/9	9/0/0	5:00 [100%]	27.0
Mar 07, 2020	Yoel Romero	4	Middleweight	22/6	5	0	5/20	1/2	0/0	22/6	5/1/0	5:00 [100%]	15.0
Mar 07, 2020	Yoel Romero	5	Middleweight	33/14	-2	0	14/32	0/1	0/0	33/14	14/0/0	5:00 [100%]	42.0
Oct 05, 2019	Robert Whittaker	1	Middleweight	66/17	3	0	17/66	0/0	0/0	66/17	17/0/0	4:59 [100%]	51.2
Oct 05, 2019	Robert Whittaker	2	Middleweight	50/15	5	0	15/50	0/0	0/0	50/15	15/0/0	3:30 [99%]	64.3
Apr 13, 2019	Kelvin Gastelum	1	Interim Middleweight	33/12	-2	0	12/33	0/0	0/0	33/12	12/0/0	5:00 [100%]	36.0
Apr 13, 2019	Kelvin Gastelum	2	Interim Middleweight	44/20	9	0	20/44	0/0	0/0	44/20	20/0/0	4:53 [98%]	61.4
Apr 13, 2019	Kelvin Gastelum	3	Interim Middleweight	35/12	4	0	12/35	0/0	0/0	35/12	12/0/0	5:00 [100%]	36.0
Apr 13, 2019	Kelvin Gastelum	4	Interim Middleweight	69/32	-15	0	32/68	0/1	0/0	71/33	32/0/0	5:00 [100%]	96.0
Apr 13, 2019	Kelvin Gastelum	5	Interim Middleweight	39/15	22	0	15/39	0/0	0/0	39/15	15/0/0	4:25 [88%]	50.9

Date	Opponent	R	WC	Abs T/L	Diff	KD↓	Dist	Clin	Gnd	Tot Abs	Tot D/C/G	StrTime [%clk]	Abs/15*
Feb 09, 2019	Anderson Silva	1	Middleweight Bout	21/6	14	0	6/21	0/0	0/0	21/6	6/0/0	5:00 [100%]	18.0
Feb 09, 2019	Anderson Silva	2	Middleweight Bout	35/20	0	0	15/30	5/5	0/0	38/23	15/5/0	5:00 [100%]	45.0
Feb 09, 2019	Anderson Silva	3	Middleweight Bout	16/5	20	0	5/16	0/0	0/0	16/5	5/0/0	5:00 [100%]	15.0
Nov 03, 2018	Derek Brunson	1	Middleweight Bout	14/3	10	0	2/13	1/1	0/0	23/9	2/1/0	4:41 [97%]	6.4
Jul 06, 2018	Brad Tavares	1	Middleweight Bout	36/9	5	0	8/33	0/2	1/1	38/11	8/0/1	5:00 [100%]	24.0
Jul 06, 2018	Brad Tavares	2	Middleweight Bout	30/8	17	0	8/29	0/1	0/0	30/8	8/0/0	4:48 [96%]	25.0
Jul 06, 2018	Brad Tavares	3	Middleweight Bout	54/9	18	0	9/51	0/3	0/0	55/10	9/0/0	4:58 [99%]	27.2
Jul 06, 2018	Brad Tavares	4	Middleweight Bout	28/8	20	0	6/26	1/1	1/1	32/11	6/1/1	4:48 [96%]	18.8
Jul 06, 2018	Brad Tavares	5	Middleweight Bout	26/6	19	0	6/25	0/1	0/0	26/6	6/0/0	3:40 [73%]	24.6
Apr 14, 2018	Marvin Vettori	1	Middleweight Bout	58/18	6	0	18/58	0/0	0/0	58/18	18/0/0	5:00 [100%]	54.0
Apr 14, 2018	Marvin Vettori	2	Middleweight Bout	58/15	8	0	14/57	1/1	0/0	58/15	14/1/0	5:00 [100%]	42.0
Apr 14, 2018	Marvin Vettori	3	Middleweight Bout	38/13	-3	0	12/37	1/1	0/0	53/27	12/1/0	5:00 [100%]	36.0
Feb 10, 2018	Rob Wilkinson	1	Middleweight Bout	27/17	-7	0	4/11	13/16	0/0	37/26	4/13/0	5:00 [100%]	12.0
Feb 10, 2018	Rob Wilkinson	2	Middleweight Bout	19/5	37	0	3/15	2/4	0/0	22/7	3/2/0	3:37 [100%]	12.4

C — Offensive Takedowns — Israel Adesanya

Opp TD allwd/f = opponent career takedowns absorbed ÷ UFC fights. Opp Career TDD% = 1 – (TD landed on them / TD attempted on them).

Date	Opponent	R	Res	TD A/L	Opp TD allwd/f	CTRL	Sub	Rev	Opp Career TDD%
Mar 28, 2026	Joe Pyfer	—	L	2/0	0.25	0:00	0	0	66.7%
Feb 01, 2025	Nassourdine Imavov	—	L	1/0	0.67	0:00	0	0	81.4%
Aug 17, 2024	Dricus Du Plessis	—	L	1/0	1.36	0:09	0	1	50.0%
Sep 09, 2023	Sean Strickland	—	L	0/0	0.96	0:00	0	0	68.8%
Apr 08, 2023	Alex Pereira	—	W	0/0	0.69	0:03	0	0	80.0%
Nov 12, 2022	Alex Pereira	—	L	4/1	0.69	6:34	0	0	80.0%
Jul 02, 2022	Jared Cannonier	—	W	0/0	1.19	0:00	0	0	64.8%
Feb 12, 2022	Robert Whittaker	—	W	0/0	0.76	0:01	0	0	80.0%
Jun 12, 2021	Marvin Vettori	—	W	0/0	1.05	0:36	0	2	67.2%
Mar 06, 2021	Jan Blachowicz	—	L	0/0	0.78	0:01	0	0	70.0%
Sep 26, 2020	Paulo Costa	—	W	0/0	0.50	0:09	0	0	77.8%
Mar 07, 2020	Yoel Romero	—	W	0/0	0.54	0:00	0	0	80.6%
Oct 05, 2019	Robert Whittaker	—	W	0/0	0.76	0:04	0	0	80.0%
Apr 13, 2019	Kelvin Gastelum	—	W	0/0	1.38	0:42	2	0	60.4%
Feb 09, 2019	Anderson Silva	—	W	0/0	0.72	0:00	0	0	76.3%
Nov 03, 2018	Derek Brunson	—	W	0/0	0.14	0:10	0	0	84.2%
Jul 06, 2018	Brad Tavares	—	W	2/0	1.00	1:46	1	0	80.3%

Date	Opponent	R	Res	TD A/L	Opp TD allwd/f	CTRL	Sub	Rev	Opp Career TDD%
Apr 14, 2018	Marvin Vettori	—	W	1/0	1.05	0:00	0	0	67.2%
Feb 10, 2018	Rob Wilkinson	—	W	0/0	0.00	0:00	0	0	—

Above-expected TD (C) — Israel Adesanya

Landed ≥1 TD vs historically strong career TDD (≥70%): Alex Pereira (Nov 12, 2022) TD 1/4 vs career TDD 80.0%.

D — Defensive Grappling — Israel Adesanya

TD ag = takedown attempts/landed against subject. CTRL ag = opponent control. Fight TDD% = stuff rate in that fight; Opp TD Acc = opponent career offensive TD accuracy. Teal wash = opponent landed ≥1 TD despite subject's strong career TDD.

Date	Opponent	R	Res	TD ag A/L	CTRL ag	Sub ag	Rev ag	Fight TDD%	Opp TD Acc	Opp TD/f
Mar 28, 2026	Joe Pyfer	—	L	8/2	2:44	0	0	75.0%	—	0.75
Feb 01, 2025	Nassourdine Imavov	—	L	3/0	0:44	0	0	100.0%	—	0.75
Aug 17, 2024	Dricus Du Plessis	—	L	9/4	3:39	2	0	55.6%	—	2.00
Sep 09, 2023	Sean Strickland	—	L	0/0	0:14	0	0	—	—	0.72
Apr 08, 2023	Alex Pereira	—	W	0/0	0:00	0	0	—	—	0.08
Nov 12, 2022	Alex Pereira	—	L	1/1	0:31	0	0	0.0%	—	0.08
Jul 02, 2022	Jared Cannonier	—	W	4/0	4:14	0	0	100.0%	—	0.71
Feb 12, 2022	Robert Whittaker	—	W	10/4	3:40	0	0	60.0%	—	0.64
Jun 12, 2021	Marvin Vettori	—	W	14/4	6:55	0	0	71.4%	—	1.53
Mar 06, 2021	Jan Blachowicz	—	L	5/3	7:06	0	0	40.0%	—	0.83
Sep 26, 2020	Paulo Costa	—	W	0/0	0:01	0	0	—	—	0.25
Mar 07, 2020	Yoel Romero	—	W	3/0	0:00	0	0	100.0%	—	1.62
Oct 05, 2019	Robert Whittaker	—	W	0/0	0:00	0	0	—	—	0.64
Apr 13, 2019	Kelvin Gastelum	—	W	9/1	1:21	0	1	88.9%	—	0.92
Feb 09, 2019	Anderson Silva	—	W	0/0	0:00	0	0	—	—	0.12
Nov 03, 2018	Derek Brunson	—	W	7/0	1:34	0	0	100.0%	—	1.71
Jul 06, 2018	Brad Tavares	—	W	12/1	2:05	0	0	91.7%	—	0.61
Apr 14, 2018	Marvin Vettori	—	W	6/2	3:19	0	0	66.7%	—	1.53
Feb 10, 2018	Rob Wilkinson	—	W	15/3	4:07	0	0	80.0%	—	2.50

Shara Magomedov — A/B/C/D Fight Tables

Locked next-build tables. **A/B** = every UFC round × opponent (most recent first); sig by **distance / clinch / ground only** (no head/body/leg). Striking time = mm:ss [% of round clock] (clock – CTRL). Stand/15* = projected sig pace if stand-up lasted a full 15 min on striking-time basis. **C/D** = fight-level grappling. C/D styles: **bold gold wash** = ≥1 TD attempt; muted = 0 attempts; **teal wash** = landed ≥1 TD vs historically strong career TDD (≥70%). Diff = subject sig landed – absorbed.

A — Offensive Significant Strikes — Shara Magomedov

SS T/L = thrown/landed. Dist/Clin/Gnd = sig landed/thrown by position. Tot D/C/G uses UFCStats position splits (all distance strikes are significant).

Date	Opponent	R	WC	SS T/L	Diff	KD	Dist	Clin	Gnd	Tot T/L	Tot D/C/G	StrTime [%clk]	Stand/15 *
Jun 27, 2026	Michel Pereira	1	Middleweight Bout	7/6	-10	0	4/4	0/0	2/3	71/53	4/0/2	4:18 [86%]	13.9
Jun 27, 2026	Michel Pereira	2	Middleweight Bout	35/20	14	0	19/33	1/2	0/0	35/20	19/1/0	5:00 [100%]	57.0
Jun 27, 2026	Michel Pereira	3	Middleweight Bout	43/26	13	0	21/38	4/4	1/1	59/39	21/4/1	4:49 [96%]	65.4
Jul 26, 2025	Marc-Andre Barriault	1	Middleweight Bout	36/22	17	0	19/30	3/6	0/0	37/23	19/3/0	4:43 [94%]	60.4
Jul 26, 2025	Marc-Andre Barriault	2	Middleweight Bout	61/37	8	0	20/40	17/21	0/0	61/37	20/17/0	4:49 [96%]	62.3
Jul 26, 2025	Marc-Andre Barriault	3	Middleweight Bout	45/34	29	0	19/23	10/12	5/10	55/43	19/10/5	4:31 [90%]	63.1
Feb 01, 2025	Michael Page	1	Middleweight Bout	25/9	-4	0	9/24	0/1	0/0	25/9	9/0/0	5:00 [100%]	27.0
Feb 01, 2025	Michael Page	2	Middleweight Bout	30/7	-7	0	7/30	0/0	0/0	32/9	7/0/0	5:00 [100%]	21.0
Feb 01, 2025	Michael Page	3	Middleweight Bout	32/22	6	0	18/28	4/4	0/0	45/32	18/4/0	4:20 [87%]	62.3
Oct 26, 2024	Armen Petrosyan	1	Middleweight Bout	49/33	-13	0	31/47	2/2	0/0	51/35	31/2/0	5:00 [100%]	93.0
Oct 26, 2024	Armen Petrosyan	2	Middleweight Bout	57/32	1	1	32/57	0/0	0/0	57/32	32/0/0	4:50 [99%]	99.3
Aug 03, 2024	Michal Oleksiejczuk	1	Middleweight Bout	74/40	5	0	38/69	2/5	0/0	76/42	38/2/0	5:00 [100%]	114.0
Aug 03, 2024	Michal Oleksiejczuk	2	Middleweight Bout	64/35	11	0	33/60	2/4	0/0	67/37	33/2/0	5:00 [100%]	99.0
Aug 03, 2024	Michal Oleksiejczuk	3	Middleweight Bout	40/22	4	0	18/34	4/6	0/0	66/44	18/4/0	5:00 [100%]	54.0
Jun 22, 2024	Antonio Trocoli	1	Middleweight Bout	27/19	7	0	17/25	2/2	0/0	48/39	17/2/0	5:00 [100%]	51.0
Jun 22, 2024	Antonio Trocoli	2	Middleweight Bout	40/30	26	0	21/30	9/10	0/0	47/36	21/9/0	4:43 [94%]	66.8
Jun 22, 2024	Antonio Trocoli	3	Middleweight Bout	41/33	33	1	31/39	2/2	0/0	41/33	31/2/0	2:27 [100%]	189.8
Oct 21, 2023	Bruno Silva	1	Middleweight Bout	66/46	18	0	46/66	0/0	0/0	66/46	46/0/0	5:00 [100%]	138.0
Oct 21, 2023	Bruno Silva	2	Middleweight Bout	58/43	17	0	24/35	7/9	12/14	101/82	24/7/12	5:00 [100%]	72.0
Oct 21, 2023	Bruno Silva	3	Middleweight Bout	30/24	13	0	4/5	8/12	12/13	107/94	4/8/12	5:00 [100%]	12.0

B — Defensive Significant Strikes — Shara Magomedov

Absorbed mirror. Abs T/L = opponent thrown/landed on subject. KD↓ = knockdowns absorbed. Abs/15 = distance sig absorbed per 15 min of striking time.

Date	Opponent	R	WC	Abs T/L	Diff	KD↓	Dist	Clin	Gnd	Tot Abs	Tot D/C/G	StrTime [%clk]	Abs/15*
Jun 27, 2026	Michel Pereira	1	Middleweight Bout	30/16	-10	1	1/3	0/0	15/27	56/37	1/0/15	4:18 [86%]	3.5
Jun 27, 2026	Michel Pereira	2	Middleweight Bout	17/6	14	0	6/17	0/0	0/0	17/6	6/0/0	5:00 [100%]	18.0
Jun 27, 2026	Michel Pereira	3	Middleweight Bout	35/13	13	0	12/34	1/1	0/0	40/18	12/1/0	4:49 [96%]	37.4
Jul 26, 2025	Marc-Andre Barriault	1	Middleweight Bout	17/5	17	0	3/14	2/3	0/0	24/12	3/2/0	4:43 [94%]	9.5
Jul 26, 2025	Marc-Andre Barriault	2	Middleweight Bout	44/29	8	0	13/26	16/18	0/0	55/39	13/16/0	4:49 [96%]	40.5
Jul 26, 2025	Marc-Andre Barriault	3	Middleweight Bout	16/5	29	0	5/16	0/0	0/0	21/9	5/0/0	4:31 [90%]	16.6
Feb 01, 2025	Michael Page	1	Middleweight Bout	21/13	-4	0	13/21	0/0	0/0	21/13	13/0/0	5:00 [100%]	39.0
Feb 01, 2025	Michael Page	2	Middleweight Bout	25/14	-7	0	13/24	1/1	0/0	26/15	13/1/0	5:00 [100%]	39.0
Feb 01, 2025	Michael Page	3	Middleweight Bout	29/16	6	0	12/24	4/5	0/0	34/19	12/4/0	4:20 [87%]	41.5
Oct 26, 2024	Armen Petrosyan	1	Middleweight Bout	81/46	-13	0	44/79	2/2	0/0	81/46	44/2/0	5:00 [100%]	132.0
Oct 26, 2024	Armen Petrosyan	2	Middleweight Bout	59/31	1	0	31/59	0/0	0/0	60/31	31/0/0	4:50 [99%]	96.2
Aug 03, 2024	Michal Oleksiejczuk	1	Middleweight Bout	53/35	5	0	34/50	1/3	0/0	54/36	34/1/0	5:00 [100%]	102.0
Aug 03, 2024	Michal Oleksiejczuk	2	Middleweight Bout	52/24	11	0	22/50	2/2	0/0	58/28	22/2/0	5:00 [100%]	66.0
Aug 03, 2024	Michal Oleksiejczuk	3	Middleweight Bout	41/18	4	0	16/38	1/1	1/2	60/30	16/1/1	5:00 [100%]	48.0
Jun 22, 2024	Antonio Trocoli	1	Middleweight Bout	17/12	7	0	9/14	3/3	0/0	41/26	9/3/0	5:00 [100%]	27.0
Jun 22, 2024	Antonio Trocoli	2	Middleweight Bout	11/4	26	0	3/10	1/1	0/0	30/13	3/1/0	4:43 [94%]	9.5
Jun 22, 2024	Antonio Trocoli	3	Middleweight Bout	6/0	33	0	0/5	0/1	0/0	6/0	0/0/0	2:27 [100%]	0.0
Oct 21, 2023	Bruno Silva	1	Middleweight Bout	42/28	18	0	27/41	1/1	0/0	42/28	27/1/0	5:00 [100%]	81.0
Oct 21, 2023	Bruno Silva	2	Middleweight Bout	36/26	17	0	8/15	3/3	15/18	56/44	8/3/15	5:00 [100%]	24.0
Oct 21, 2023	Bruno Silva	3	Middleweight Bout	13/11	13	0	0/0	1/1	10/12	40/35	0/1/10	5:00 [100%]	0.0

C — Offensive Takedowns — Shara Magomedov

Opp TD allwd/f = opponent career takedowns absorbed ÷ UFC fights. Opp Career TDD% = 1 – (TD landed on them / TD attempted on them).

Date	Opponent	R	Res	TD A/L	Opp TD allwd/f	CTRL	Sub	Rev	Opp Career TDD%
Jun 27, 2026	Michel Pereira	—	W	0/0	0.81	0:53	0	1	75.9%
Jul 26, 2025	Marc-Andre Barriault	—	W	1/0	1.28	0:57	0	0	68.1%
Feb 01, 2025	Michael Page	—	L	0/0	1.33	0:40	0	0	63.6%
Oct 26, 2024	Armen Petrosyan	—	W	0/0	2.00	0:02	0	0	41.7%
Aug 03, 2024	Michal Oleksiejczuk	—	W	0/0	0.84	0:00	0	0	52.9%

Date	Opponent	R	Res	TD A/L	Opp TD allwd/f	CTRL	Sub	Rev	Opp Career TDD%
Jun 22, 2024	Antonio Trocoli	—	W	0/0	1.00	0:17	0	0	33.3%
Oct 21, 2023	Bruno Silva	—	W	0/0	0.83	0:00	0	0	73.6%

D — Defensive Grappling — Shara Magomedov

TD ag = takedown attempts/landed against subject. CTRL ag = opponent control. Fight TDD% = stuff rate in that fight; Opp TD Acc = opponent career offensive TD accuracy. Teal wash = opponent landed ≥1 TD despite subject's strong career TDD.

Date	Opponent	R	Res	TD ag A/L	CTRL ag	Sub ag	Rev ag	Fight TDD%	Opp TD Acc	Opp TD/f
Jun 27, 2026	Michel Pereira	—	W	2/0	4:04	0	0	100.0%	—	0.81
Jul 26, 2025	Marc-Andre Barriault	—	W	6/2	4:30	0	0	66.7%	—	0.22
Feb 01, 2025	Michael Page	—	L	1/0	0:50	0	0	100.0%	—	0.00
Oct 26, 2024	Armen Petrosyan	—	W	0/0	0:21	0	0	—	—	0.14
Aug 03, 2024	Michal Oleksiejczuk	—	W	7/3	2:39	0	0	57.1%	—	0.42
Jun 22, 2024	Antonio Trocoli	—	W	7/0	4:42	0	0	100.0%	—	0.25
Oct 21, 2023	Bruno Silva	—	W	7/3	6:44	0	0	57.1%	—	0.91

Thanks for Reading — Next Steps

Continue with FightingStats

- Bets, predictions & tape breakdowns → patreon.com/FightingStats
- Generate your own interactive matchups → fightingstats.com
- Public records & results → fightingstats.com/results

Bankroll Tracker Results

Pulled at build from **bankroll-10232026** (year sheets + all-time rollup). Figures are not hardcoded in the template.

Period	W-L	Profit	Units	ROI
2024	386-648	$61,106	+122.2u	14.7%
2025	716-989	$183,271	+366.5u	25.6%
2026 YTD	807-888	$48,812	+122.5u	7.8%
All-time since 2024	1909-2525	$293,189	+611.2u	16.7%
2026 Live Betting	272-197	$31,001	+65.9u	13.8%

Follow FightingStats & Art

@FightingStatsCom · @fightingstats · @FightingStatsCo · @fightingstatsco · Art on X: @MrElectricute · Site: fightingstats.com · Patreon

About the Author — Art C



Art C is a professional sports bettor with **20+ years** of experience, specializing in **UFC / MMA**. He spends **20+ hours per week** on stats and tape study. Tape breakdowns live on Patreon; the analysis drives the results shown above.

@MrElectricute · Patreon · fightingstats.com