FIGHTING STATS

Customer Matchup Package

Magomed Tuchalov vs **Ion Cutelaba**

UFC Fight Night — Light Heavyweight

Main Card

UFC Fight Night: Adesanya vs Magomedov · Dec 5, 2026

Inside this report

Matchup Brief — Magomed Tuchalov vs Ion Cutelaba
Scouting Report — Magomed Tuchalov
Scouting Report — Ion Cutelaba
Matchup Board A — Tuchalov OFFENSE vs Cutelaba DEFENSE
Matchup Board B — Tuchalov DEFENSE vs Cutelaba OFFENSE
Tale of the Tape
Career Striking Breakdown (multi-column)
Grappling Breakdown & Matchup Implications
Cutelaba Leg Output vs Tuchalov Leg Absorption
Cutelaba Leg Offense — Round × Opponent
Tuchalov Leg Defense — Absorbed (Round × Opponent)
Tuchalov Leg Offense — Round × Opponent
Cutelaba Leg Defense — Absorbed (Round × Opponent)
Opponent Career Historical Avg — Leg Sig Absorbed
Light Heavyweight Division Context
Magomed Tuchalov — A/B/C/D Fight Tables
Ion Cutelaba — A/B/C/D Fight Tables
Results & About FightingStats

Data as of 2026-11-19 · UFC career statistics

JOIN FOR FREE

This FightingStats report is available for FREE at Patreon.com/FightingStats for a limited time

JOIN FOR FREE

https://www.patreon.com/FightingStats

Build your own custom matchups at fightingstats.com (interactive matchups)

Public results: fightingstats.com/results

All-time since 2024: up +611.2 units at 16.7% ROI

Follow Fighting Stats

YT @FightingStatsCom IG @fightingstats X @FightingStatsCo TT @fightingstatsco

MATCHUP BRIEF — Tuchalov vs Cutelaba

Matchup Brief — Magomed Tuchalov vs Ion Cutelaba

Fighting Stats Dashboard stats updated: 2026-11-19 check of the 2026-11-16 pull (UFC Stats commit 96adace8, 2026-11-15 data refresh; UFC Stats data through UFC 334: Gane vs. Hokit, Nov 14, 2026) **Research as-of:** 2026-11-19 **Bout:** Light Heavyweight — **Magomed Tuchalov (Blue)** vs **Ion Cutelaba (Red)** — UFC Fight Night: Adesanya vs. Magomedov (Main Card), Sat Dec 5, 2026, Riyadh, Saudi Arabia (UFC.com: The Venue, Riyadh; Wikipedia/Sherdog/Tapology: anb Arena)

1. Quick Tape

Magomed Tuchalov (Blue)		Ion Cutelaba (Red)
6-0-0 (UFC **1-0**)	**Record**	**20-12-1 (1 NC)** (UFC **9-11-1**)
26 on fight night (DOB Dec 30, 1999)	**Age**	**32** on fight night (DOB Dec 14, 1993)
6' 5" (UFC.com, Sherdog) / reach not listed on UFC.com; Tapology lists 6' 3" and 78"; UFC Stats lists none	**Height / Reach**	6' 1" / 75"
—	**Stance**	Southpaw
Timur Valiev Gym (UFC.com)	**Gym**	CSA Team Moldova (UFC.com)
Unranked	**Ranking**	Unranked
W6	**Streak**	L1
Brendson Ribeiro — Decision (Unanimous) W (Jul 25, 2026)	**Last fight**	Navajo Stirling — TKO (Punches and Elbows) L (Jun 20, 2026)
Pro: 4 KO / 1 SUB / 1 DEC	**Win methods**	Pro: 13 KO / 4 SUB / 3 DEC
Never beaten	**Finished before?**	Yes (4 KO/TKO, 4 SUB, 3 DEC losses)
~4.4 months (133 days)	**Layoff into this bout**	**~5.5 months** (168 days)
Light heavyweight (UAE Warriors champion; UFC debut at 205)	**Weight history**	Light heavyweight throughout his UFC run (UFC Stats)

2. Statistical Edges (UFC — UFC Stats)

Light Heavyweight division averages from UFC Stats (n=224 with metrics).

Tuchalov (1, 15.0 min)	Metric	Cutelaba (21, 168.0 min)	Edge
2.33	**SLpM**	4.13 (pctl 76)	Cutelaba
2.60	**SApM**	3.42 (pctl 50)	Tuchalov
43.8%	**Str Acc**	43.6% (pctl 36)	Tuchalov
66.9%	**Str Def**	46.1% (pctl 27)	Tuchalov
57.1%	**TD Acc**	51.1% (pctl 84)	Tuchalov
100.0%	**TD Def**	76.2% (pctl 68)	Tuchalov
4:20	**CTRL /15**	3:29 (pctl 66)	Tuchalov
0:08	**CTRL against /15**	2:45 (pctl 57)	Tuchalov

Tuchalov (1, 15.0 min)	Metric	Cutelaba (21, 168.0 min)	Edge
0.00	**KD rate /15**	0.18 (pctl 48)	Cutelaba
0.00	**KD absorbed /15**	0.27 (pctl 61)	Tuchalov
8.00 (8/14)	**TD Avg /15**	4.02 (45/88)	Tuchalov
1.00	**Sub Avg /15**	0.27	Tuchalov
Distance 97.1% / Clinch 0.0% / Ground 2.9%	**Position share (sig landed)**	Distance 59.9% / Clinch 19.9% / Ground 20.2%	—

3. Style Clash (sourced, how they normally win)

Tuchalov path (how he has been winning): Unbeaten UAE Warriors light heavyweight champion (6-0 Sherdog / 7-0 UFC.com) who won a UD in his UFC debut using feints, power right hands and wrestling.

Cutelaba path (how he has been winning): Moldovan veteran (9-11-1 UFC) with 16 first-round finishes; Greco-Roman/sambo base; four wins in his last seven.

Central tension: Cutelaba's fast starts and experience against Tuchalov's size and youth; Cutelaba has been stopped eight times in the UFC.

Physicals + stance: Tuchalov is 6' 5" on UFC.com and Sherdog (Tapology: 6' 3", 78" reach); Cutelaba is 6' 1" with a 75" reach (UFC Stats).

4. Optimal Matchup Path (keys — not picks)

For Tuchalov (Blue)

- Weather the first-round rush that produced most of Cutelaba's wins.
- Use the height edge and right hand, as against Ribeiro.
- Mix in takedowns and back control.

For Cutelaba (Red)

- Push the pace early; 16 of his wins came in round one.
- Test the newcomer's composure in the clinch and on the fence.
- Avoid getting finished: eight of his 11 UFC losses were stoppages.

Expectation-break watch: Whether Cutelaba's opening burst can crack a fighter who has never lost.

5. Last Five Fights (dates + time between)

Tuchalov — last 5

#	Date	Opponent	Result	Method	Time since prior
1	**Jul 25, 2026**	Brendson Ribeiro (UFC Fight Night 282 - Ankalaev vs. Guskov)	W	Decision (Unanimous)	**119 days** after Machado
2	**Mar 28, 2026**	Caio Machado (UAE Warriors 69 - Chopurov vs. Ramos)	W	KO (Punch) R1	**56 days** after Nomvemve
3	**Jan 31, 2026**	Siyaku Dumisa Nomvemve (UAE Warriors 67 - Machado vs. Breese)	W	TKO (Elbows) R2	**143 days** after Gaziev
4	**Sep 10, 2025**	Khabib Gaziev (UAE Warriors 63 - Morozov vs. Saraliev)	W	KO (Flying Knee) R2	**89 days** after Sodikov

#	Date	Opponent	Result	Method	Time since prior
5	**Jun 13, 2025**	Tursunbek Sodikov (UAE Warriors 60 - Abubakar vs. Nunes)	W	Submission (Rear-Naked Choke) R1	**313 days** after Abdulmuslimov

Into UFC Fight Night: Adesanya vs. Magomedov (Dec 5, 2026): 133 days (~4.4 months) since Ribeiro.

Cutelaba — last 5

#	Date	Opponent	Result	Method	Time since prior
1	**Jun 20, 2026**	Navajo Stirling (UFC Fight Night 279 - Kape vs. Horiguchi 2)	L	TKO (Punches and Elbows) R2	**98 days** after Sy
2	**Mar 14, 2026**	Oumar Sy (UFC Fight Night 269 - Emmett vs. Vallejos)	W	Submission (Guillotine Choke) R1	**308 days** after Bukauskas
3	**May 10, 2025**	Modestas Bukauskas (UFC 315 - Muhammad vs. Della Maddalena)	L	Decision (Split)	**77 days** after Aslan
4	**Feb 22, 2025**	Ibo Aslan (UFC Fight Night 252 - Cejudo vs. Song)	W	Submission (Arm-Triangle Choke) R1	**147 days** after Erslan
5	**Sep 28, 2024**	Ivan Erslan (UFC Fight Night 243 - Moicano vs. St. Denis)	W	Decision (Split)	**203 days** after Lins

Into UFC Fight Night: Adesanya vs. Magomedov (Dec 5, 2026): 168 days (~5.5 months) since Stirling.

6. Betting Snapshot

Disclaimer: Informational only. **Not betting advice.** As-of **2026-11-19**.

Book	Tuchalov	Cutelaba
UFC.com	no odds listed	no odds listed
CBS Sports	no odds listed	no odds listed

7. Social Handles

Fighter	Instagram	X / Other	Notes
Magomed Tuchalov	@mtuchalov	—	Linked from the UFC.com athlete page
Ion Cutelaba	@ioncutelaba	@ICutelaba, CutelabaHulk	Linked from the UFC.com athlete page

No invented posts.

8. Sources

- Full reports: `magomed-tuchalov-scouting-report-2026-11-19.md`, `ion-cutelaba-scouting-report-2026-11-19.md`
- UFC Stats (UFC Stats scrape): 2026-11-19 check of the 2026-11-16 pull (UFC Stats commit 96adace8, 2026-11-15 data refresh; UFC Stats data through UFC 334: Gane vs. Hokit, Nov 14, 2026)
- UFC.com event page (https://www.ufc.com/event/ufc-fight-night-december-05-2026) and athlete pages; Sherdog fighter records; Wikipedia
- https://en.wikipedia.org/wiki/UFC_Fight_Night:_Adesanya_vs._Magomedov
- Cageside Press — 'UFC Abu Dhabi: Newcomer Magomed Tuchalov Tops Brendson Ribeiro' (Jul 25, 2026) (https://cagesidepress.com/2026/07/25/ufc-abu-dhabi-newcomer-magomed-tuchalov-tops-brendson-ribeiro/)
- UFC.com event page (https://www.ufc.com/event/ufc-fight-night-december-05-2026), checked 2026-11-19

• UFC.com — 'UFC Returns To Saudi Arabia With A Middleweight Showdown Between (#9) Israel Adesanya And (#15) Shara Magomedov' (Nov 13, 2026) (https://www.ufc.com/news/ufc-returns-to-saudi-arabia-middleweight-showdown-between-israel-adesanya-shara-magomedov)
• UFC.com rankings (https://www.ufc.com/rankings), media-panel rankings last updated Nov 17, 2026, checked 2026-11-19
• CBS Sports event page (https://www.cbssports.com/ufc/event/31001871/ufc-fight-night-adesanya-vs-magomedov-december-05-2026/), checked 2026-11-19
• Tapology bout page (https://www.tapology.com/fightcenter/bouts/1197455-ufc-fight-night-ion-the-hulk-cutelaba-vs-magomed-tiger-tuchalov), checked 2026-11-19
• Sherdog event page (https://www.sherdog.com/events/UFC-Fight-Night-295-Adesanya-vs-Magomedov-114777), checked 2026-11-19

Fighting Stats. Compact matchup package. As-of 2026-11-19.

SCOUTING REPORT — Magomed Tuchalov (Blue)

Magomed Tuchalov — Professional Scouting Report

Fighting Stats As-of: 2026-11-19 **Dashboard stats updated:** 2026-11-19 check of the 2026-11-16 pull (UFC Stats commit 96adace8, 2026-11-15 data refresh; UFC Stats data through UFC 334: Gane vs. Hokit, Nov 14, 2026) **Slug:** `magomed-tuchalov`

Fighter Header / Tombstone

Field	Detail
Full Name	Magomed Tuchalov
Nickname	Tiger
Weight Class & Ranking	Light heavyweight — unranked (UFC.com rankings, Nov 17, 2026)
Record	**6-0-0** (Sherdog); **UFC 1-0-0** (UFC Stats)
DOB / Age	Dec 30, 1999 / **26** (as of 2026-11-19; **26** on fight night Dec 5, 2026)
Birthplace	Russia (UFC.com hometown; UFC.com news: 'by way of Dagestan')
Fights Out Of	Dubai, UAE (UFC.com news; Tapology)
Gym	Timur Valiev Gym (UFC.com); Sherdog lists Dagestan Fighter; Tapology lists none
Height / Reach	6' 5" (UFC.com, Sherdog) / reach not listed on UFC.com; Tapology lists 6' 3" and 78"; UFC Stats lists none
Stance	— (UFC Stats TOTT)
UFC	UFC
UFC Stats	UFC Stats
Sherdog	Sherdog

1. Early Life and Athletic Background

Born Dec 30, 1999 (Sherdog). He told UFC.com he began training at seven with his father as his first coach, and that Jon Jones is his favourite fighter. UFC.com credits him with the 2019 IMMAF world title and international combat sambo competition. Sherdog lists amateur bouts and one pro exhibition.

Sources: UFC.com athlete page (Q&A); Sherdog

2. Training Gym, Coaches, and Training Partners

- **Timur Valiev Gym** per UFC.com; Sherdog lists **Dagestan Fighter**.

Sources: UFC.com athlete page; Sherdog

2B. Social Media Deep Dive

Platform	Handle / URL	Status (as of 2026-11-19)
Instagram	@mtuchalov	Linked from the UFC.com athlete page

Posts that matter (sourced, not invented captions):

- No public injury, camp-change or withdrawal posts located for this fight week as of 2026-11-19.

3. Injury History and Medical Information

Documented items:

- No injury disclosures located.
- **UFC debut (Jul 25, 2026):** finished round one with damage under his left eye before winning the next two rounds (Cageside Press).
- **Longest gap between pro bouts: 313 days** (Aug 4, 2024 → Jun 13, 2025) (Sherdog dates).
- **Knockdowns absorbed in the UFC:** UFC Stats credits opponents with **0** knockdowns against Tuchalov in 1 UFC fight.
- **Into UFC Fight Night: Adesanya vs. Magomedov (Dec 5, 2026): 133 days** since the last bout (Jul 25, 2026). Active on UFC.com and booked; no public injury disclosure for this camp located beyond the items above.

No medical clearance claim beyond public activity and the confirmed booking.

Sources: Cageside Press (Jul 25, 2026); UFC Stats

---

4. Professional Fight Promotions and Career Trajectory

Pro debut Aug 2024 at Fight Nights RDD Series 1 (R1 TKO of Shamil Abdulmuslimov) per Sherdog. Then 4-0 in UAE Warriors (2025-26): RNC of Tursunbek Sodikov, flying-knee KO of Khabib Gaziev, R2 elbows TKO of Siyaku Dumisa Nomvemve, and an R1 KO of UFC veteran Caio Machado for the light heavyweight title (Mar 28, 2026). UFC debut at UFC Fight Night 282 in Abu Dhabi (Jul 25, 2026): UD (29-28 ×3) over Brendson Ribeiro (Sherdog; UFC.com; Cageside Press).

Sources: Sherdog; UFC.com athlete page; Cageside Press; UFC Stats

---

5. Professional Record and Method Breakdown

Method pies — counts (overall pro — Sherdog)

Wins (6): KO/TKO **4** (67%) · Submission **1** (17%) · Decision **1** (17%) **Losses:** none

UFC wins (1 — UFC Stats): Decision **1** **UFC losses (0):** none

Finish subtype pies (UFC-only — UFC Stats METHOD+DETAILS)

UFC KO/TKO wins: none **UFC SUB wins:** none **UFC finishing losses:** none

Pro win finishes (Sherdog): KO/TKO — Punch **1**, Elbows **1**, Flying Knee **1**, Punches **1** · Submission — Rear-Naked Choke **1**

Complete professional record (Sherdog; UFC rows cross-checked to UFC Stats)

Date	Opponent	Result	Method	R	Event	Opp. UFC rec (at fight)
2026-07-25	Brendson Ribeiro	**W**	Decision (Unanimous)	3	UFC Fight Night 282 - Ankalaev vs. Guskov	2-5-0
2026-03-28	Caio Machado	**W**	KO (Punch)	1	UAE Warriors 69 - Chopurov vs. Ramos	—
2026-01-31	Siyaku Dumisa Nomvemve	**W**	TKO (Elbows)	2	UAE Warriors 67 - Machado vs. Breese	—
2025-09-10	Khabib Gaziev	**W**	KO (Flying Knee)	2	UAE Warriors 63 - Morozov vs. Saraliev	—
2025-06-13	Tursunbek Sodikov	**W**	Submission (Rear-Naked Choke)	1	UAE Warriors 60 - Abubakar vs. Nunes	—
2024-08-04	Shamil Abdulmuslimov	**W**	TKO (Punches)	1	Fight Nights - RDD Series 1	—

Record conflict: UFC.com (athlete page and Nov 13 news) and Tapology list **7-0-0**; Sherdog lists **6-0-0** and files an Aug 27, 2023 TKO of Zhakhongir Khakimzhonov as a **pro exhibition**. UFC.com says 'Pro since August 2023'. This report's record table uses Sherdog.

Finish Subtype Trends — Magomed Tuchalov

UFC-only subtypes parsed from UFC Stats METHOD + DETAILS (no invention). **Full pro (Research)** subtypes appear only where the scouting report already states them. Coverage differs for pre-UFC bouts — labels mark the source.

UFC-only win finishes (METHOD + DETAILS)

KO/TKO wins: **0** · Submission wins: **0**

KO/TKO subtypes

Subtype	Wins	Share
— none in sample —	0	—

Submission subtypes

Subtype	Wins	Share
— none in sample —	0	—



Full pro win finishes (Research Markdown)

KO/TKO wins (Research subtypes): **4** · Submission wins: **1** — includes pre-UFC.

Family	Subtype	Wins	Share	Source
KO/TKO	Punches	2	50.0%	Research
KO/TKO	Elbows	1	25.0%	Research
KO/TKO	Flying Knee	1	25.0%	Research
Submission	Rear Naked Choke	1	100.0%	Research



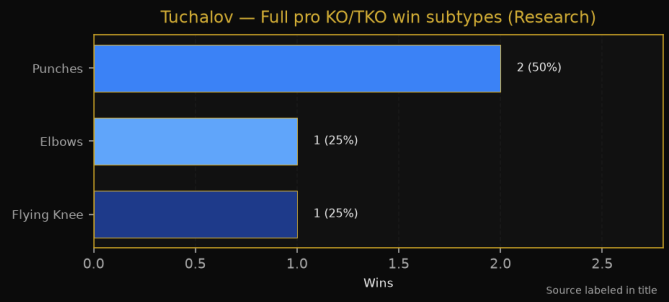

Trend reads

- UFC-only: no KO/TKO wins on record.
- UFC-only: no submission wins on record.
- Full pro (Research) win finish subtypes -- KO/TKO Punches x2, Elbows x1, Flying Knee x1; SUB Rear Naked Choke x1 (includes pre-UFC; Research method strings).

MAGOMED TUCHALOV — FIGHT NARRATIVES (UFC)

Round stats from UFC Stats; official results from UFC Stats / Sherdog. All UFC fights shown.

vs Brendson Ribeiro (Jul 25, 2026) — W UD (29-28, 29-28, 29-28) — UFC Fight Night: Ankalaev vs. Guskov (Light Heavyweight)

- **R1: 9/23** significant strikes vs Ribeiro's 18/51, 0/1 takedowns.
- **R2: 22/45** significant strikes vs Ribeiro's 13/50, 2/7 takedowns, **0:44** of control.
- **R3: 4/12** significant strikes vs Ribeiro's 8/17, 6/6 takedowns, Ribeiro 0/1 takedowns, **3:36** of control, 1 submission attempt.
- **Fight:** 35/80 significant strikes vs 39/118; takedowns 8/14 vs 0/1; control 4:20 vs 0:08.
- **Tape signal:** Won despite being out-landed 39-35 on significant strikes.

Cardio / round trends (UFC Stats, 1 UFC fight): significant strikes landed per round R1 9.0 → R2 22.0 → R3 4.0; absorbed R1 18.0 → R2 13.0 → R3 8.0; control per round R1 0:00 → R2 0:44 → R3 3:36. Rounds sampled — R1: 1, R2: 1, R3: 1.

UFC Stats — Condensed Identity

Field	Value
Nickname (UFC Stats)	Tiger
DOB (age as of 2026-11-19)	Dec 30, 1999 (**26**)
Height / Weight / Reach	-- / 205 lbs. / --
Stance	—
UFC record	**1-0-0** (1 timed fights, 15.0 min)

Small sample: 1 UFC fight (15.0 minutes). Treat every rate below as provisional.

Career rates vs Light Heavyweight division (UFC Stats + division averages, n=224)

Metric	Tuchalov	Div avg		Read
SLpM	**2.33**	3.24	–0.91	Below div avg
SApM	**2.60**	3.65	–1.05	Above div avg
SS Acc	**43.8%**	46.8%	–3.0	Near div avg
SS Def	**66.9%**	51.2%	+15.7	Above div avg
TD Acc	**57.1%**	34.2%	+22.9	Above div avg

Metric	Tuchalov	Div avg		Read
TDD	**100.0%**	60.0%	+40.0	Above div avg
CTRL /15	**4:20**	2:52	+1:28	Above div avg
CTRL against /15	**0:08**	3:34	–3:26	Above div avg
KD rate /15	**0.00**	0.47	–0.47	Below div avg
KD absorbed /15	**0.00**	0.67	–0.67	Above div avg
TD Avg /15	**8.00** (8/14)	—	—	Takedown volume
Sub Avg /15	**1.00** (1 attempt)	—	—	Submission attempts

Division percentiles are withheld for this fighter (sample too small).

Striking mix: Head **34.3%** / Body 14.3% / Leg 51.4% of significant strikes landed · Distance 97.1% / Clinch 0.0% / Ground 2.9%. Absorbed mix: Head 46.2% / Body 10.3% / Leg 43.6% · Distance 94.9% / Clinch 0.0% / Ground 5.1%.

6. Fighting Style, Strengths, and How They Win

- **Striker by UFC.com label:** five KO wins and one submission (RNC); four first-round finishes.
- **Wrestling in the mix:** in his UFC debut he hurt Ribeiro with right hands, then took him down, hip-tossed him and rode his back to the final horn (Cageside Press).
- **Uses feints:** Cageside Press noted feints that kept Ribeiro from throwing much in round one.

Sources: UFC.com athlete page; Cageside Press; UFC Stats

Expectation Breaks

- Only one UFC fight (15 minutes); Cutelaba has 21 (UFC Stats).
- Ribeiro had 27 pro fights to his six (Cageside Press), and he still won every card 29-28.
- Fourth fight of 2026 (January, March, July, December); 133 days since Jul 25.

7. Community / Expert Predictions and Sentiment

Label: opinion / media narrative — not facts about fight outcome.

- **Market:** no odds listed on UFC.com or CBS Sports for this bout as of Nov 19.
- **Tapology community picks (1,018 votes):** Cutelaba 61% / Tuchalov 39%.

No anonymous forum picks are included beyond sourced public pages.

8. Key Sources and References

- UFC.com athlete page — https://www.ufc.com/athlete/magomed-tuchalov
- Sherdog fighter record — https://www.sherdog.com/fighter/Magomed-Tuchalov-339963
- Cageside Press — 'UFC Abu Dhabi: Newcomer Magomed Tuchalov Tops Brendson Ribeiro' (Jul 25, 2026) (https://cagesidepress.com/2026/07/25/ufc-abu-dhabi-newcomer-magomed-tuchalov-tops-brendson-ribeiro/)
- https://en.wikipedia.org/wiki/UFC_Fight_Night:_Adesanya_vs._Magomedov
- Tapology bout page (https://www.tapology.com/fightcenter/bouts/1197455-ufc-fight-night-ion-the-hulk-cutelaba-vs-magomed-tiger-tuchalov), checked 2026-11-19
- UFC.com event page (https://www.ufc.com/event/ufc-fight-night-december-05-2026), checked 2026-11-19
- UFC.com — 'UFC Returns To Saudi Arabia With A Middleweight Showdown Between (#9) Israel Adesanya And (#15) Shara Magomedov' (Nov 13, 2026) (https://www.ufc.com/news/ufc-returns-to-saudi-arabia-middleweight-showdown-between-israel-adesanya-shara-magomedov)
- UFC.com rankings (https://www.ufc.com/rankings), media-panel rankings last updated Nov 17, 2026, checked 2026-11-19

• CBS Sports event page (https://www.cbssports.com/ufc/event/31001871/ufc-fight-night-adesanya-vs-magomedov-december-05-2026/), checked 2026-11-19
• UFC Stats (UFC Stats scrape) — 2026-11-19 check of the 2026-11-16 pull (UFC Stats commit 96adace8, 2026-11-15 data refresh; UFC Stats data through UFC 334: Gane vs. Hokit, Nov 14, 2026)

Fighting Stats. As-of 2026-11-19. Opinions labeled in §7.

SCOUTING REPORT — Ion Cutelaba (Red)

Ion Cutelaba — Professional Scouting Report

Fighting Stats As-of: 2026-11-19 **Dashboard stats updated:** 2026-11-19 check of the 2026-11-16 pull (UFC Stats commit 96adace8, 2026-11-15 data refresh; UFC Stats data through UFC 334: Gane vs. Hokit, Nov 14, 2026) **Slug:** `ion-cutelaba`

Fighter Header / Tombstone

Field	Detail
Full Name	Ion Cutelaba
Nickname	The Hulk
Weight Class & Ranking	Light heavyweight — unranked (UFC.com rankings, Nov 17, 2026)
Record	**20-12-1 (1 NC)** (Sherdog); **UFC 9-11-1** (UFC Stats)
DOB / Age	Dec 14, 1993 / **32** (as of 2026-11-19; **32** on fight night Dec 5, 2026)
Birthplace	Chisinau, Moldova (Wikipedia)
Fights Out Of	Chisinau, Moldova (UFC.com news); Tapology lists Las Vegas
Gym	CSA Team Moldova (UFC.com); Sherdog lists Timoshkov Sport Club and CSA Moldova; Tapology lists Freestyle MMA
Height / Reach	6' 1" / 75"
Stance	Southpaw (UFC Stats TOTT)
UFC	UFC
UFC Stats	UFC Stats
Sherdog	Sherdog

1. Early Life and Athletic Background

Born Dec 14, 1993 and raised in Chisinau. He trained and competed in Greco-Roman wrestling from childhood, and also in sambo and judo, becoming a national champion in both; in 2012 he won the 90-kg category at the European Sambo Championships for Moldova (Wikipedia).

Sources: Wikipedia (Ion Cutelaba)

2. Training Gym, Coaches, and Training Partners

- Gym listings conflict: **UFC.com: CSA Team Moldova**; **Sherdog: Timoshkov Sport Club, CSA Moldova**; **Tapology: Freestyle MMA** (fighting out of Las Vegas).

Sources: UFC.com athlete page; Sherdog; Tapology bout page

2B. Social Media Deep Dive

Platform	Handle / URL	Status (as of 2026-11-19)
Instagram	@ioncutelaba	Linked from the UFC.com athlete page
X	@ICutelaba	Linked from the UFC.com athlete page
Facebook	CutelabaHulk	Linked from the UFC.com athlete page

Posts that matter (sourced, not invented captions):

- No public injury, camp-change or withdrawal posts located for this fight week as of 2026-11-19.

3. Injury History and Medical Information

Documented items:

- **USADA (2017-18):** pulled from UFC 217 and given a six-month suspension for ozone therapy involving a blood transfusion; eligible again May 6, 2018 (Wikipedia).
- **Jan 2019:** withdrew from a Glover Teixeira booking with an injury (Wikipedia).
- **2020:** twice tested positive for COVID-19 before the Ankalaev rematch was finally held at UFC 254 (Wikipedia).
- **Most recent fight:** R2 TKO loss to Navajo Stirling (Jun 20, 2026). Stoppage losses in the UFC: Cirkunov, Teixeira, Ankalaev ×2, Spann, Walker, Nzechukwu and Stirling (UFC Stats; Sherdog).
- **Longest gap between pro bouts: 413 days** (Jun 10, 2017 → Jul 28, 2018) (Sherdog dates).
- **Knockdowns absorbed in the UFC:** UFC Stats credits opponents with **3** knockdowns against Cutelaba in 21 UFC fights.
- **Into UFC Fight Night: Adesanya vs. Magomedov (Dec 5, 2026): 168 days** since the last bout (Jun 20, 2026). Active on UFC.com and booked; no public injury disclosure for this camp located beyond the items above.

No medical clearance claim beyond public activity and the confirmed booking.

Sources: Wikipedia (Ion Cutelaba); UFC Stats; Sherdog

---

4. Professional Fight Promotions and Career Trajectory

Pro debut Apr 2012; 11-1 (1 NC) before the UFC on Eastern European shows and WWFC (Wikipedia; Sherdog). His only pre-UFC loss was a DQ for punches to the back of the head at Cage Warriors 58 (2013); the NC came from a referee error (Sherdog). UFC since Jun 2016: 9-11-1. Highlights include a 22-second KO of Henrique da Silva, TKOs of Gadzhimurad Antigulov, Khalil Rountree and Tanner Boser, a UD over Devin Clark, and 2025-26 submission wins over Ibo Aslan (arm-triangle) and Oumar Sy (guillotine). His first Ankalaev loss (Feb 2020, 0:38) was a widely criticized stoppage that he appealed without success (Wikipedia). He drew with Dustin Jacoby (2021) and lost to Jared Cannonier in a Fight of the Night (2016) (Wikipedia; UFC Stats).

Sources: Wikipedia (Ion Cutelaba); Sherdog; UFC Stats

---

5. Professional Record and Method Breakdown

Method pies — counts (overall pro — Sherdog)

Wins (20): KO/TKO **13** (65%) · Submission **4** (20%) · Decision **3** (15%) **Losses (12):** KO/TKO **4** (33%) · Submission **4** (33%) · Decision **3** (25%) · Other **1** (8%) **Draws:** 1 · **No contests:** 1

UFC wins (9 — UFC Stats): KO/TKO **4** · Submission **2** · Decision **3 UFC losses (11):** KO/TKO **4** · Submission **4** · Decision **3**

Finish subtype pies (UFC-only — UFC Stats METHOD+DETAILS)

UFC KO/TKO wins: Punches (Ground / GnP) **1** · Elbows (Ground) **1** · Elbows **1** · Punches (Clinch) **1 UFC SUB wins:** Guillotine **1** · Arm Triangle **1 UFC finishing losses:** Navajo Stirling (KO/TKO, Punches to Head On Ground); Kennedy Nzechukwu (KO/TKO, Knee to Head At Distance); Johnny Walker (Submission, Rear Naked Choke); Ryan Spann (Submission, Guillotine Choke Standing); Magomed Ankalaev (KO/TKO, Punch to Head At Distance); Magomed Ankalaev (KO/TKO, Punches to Head At Distance); Glover Teixeira (Submission, Rear Naked Choke); Misha Cirkunov (Submission, Arm Triangle From Side Control)

Pro win finishes (Sherdog): KO/TKO — Punches **8**, Elbows **1**, Punches and Elbows **1**, Punch **3** · Submission — Guillotine Choke **1**, Arm-Triangle Choke **1**, Omoplata **1**, Omaplata **1**

Complete professional record (Sherdog; UFC rows cross-checked to UFC Stats)

Date	Opponent	Result	Method	R	Event	Opp. UFC rec (at fight)
2026-06-20	Navajo Stirling	**L**	TKO (Punches and Elbows)	2	UFC Fight Night 279 - Kape vs. Horiguchi 2	4-0-0
2026-03-14	Oumar Sy	**W**	Submission (Guillotine Choke)	1	UFC Fight Night 269 - Emmett vs. Vallejos	3-1-0
2025-05-10	Modestas Bukauskas	**L**	Decision (Split)	3	UFC 315 - Muhammad vs. Della Maddalena	5-4-0
2025-02-22	Ibo Aslan	**W**	Submission (Arm-Triangle Choke)	1	UFC Fight Night 252 - Cejudo vs. Song	2-0-0

Date	Opponent	Result	Method	R	Event	Opp. UFC rec (at fight)
2024-09-28	Ivan Erslan	**W**	Decision (Split)	3	UFC Fight Night 243 - Moicano vs. St. Denis	0-0-0
2024-03-09	Philipe Lins	**L**	Decision (Unanimous)	3	UFC 299 - O'Malley vs. Vera 2	3-2-0
2023-04-15	Tanner Boser	**W**	TKO (Punches)	1	UFC on ESPN 44 - Holloway vs. Allen	4-4-0
2022-11-19	Kennedy Nzechukwu	**L**	TKO (Flying Knee and Punches)	2	UFC Fight Night 215 - Nzechukwu vs. Cutelaba	4-3-0
2022-09-10	Johnny Walker	**L**	Submission (Rear-Naked Choke)	1	UFC 279 - Diaz vs. Ferguson	4-4-0
2022-05-14	Ryan Spann	**L**	Submission (Guillotine Choke)	1	UFC on ESPN 36 - Blachowicz vs. Rakic	5-2-0
2021-09-18	Devin Clark	**W**	Decision (Unanimous)	3	UFC Fight Night 192 - Smith vs. Spann	6-5-0
2021-05-01	Dustin Jacoby	D	Draw (Split)	3	UFC on ESPN 23 - Reyes vs. Prochazka	2-2-0
2020-10-24	Magomed Ankalaev	**L**	KO (Punches)	1	UFC 254 - Nurmagomedov vs. Gaethje	4-1-0
2020-02-29	Magomed Ankalaev	**L**	TKO (Head Kicks and Punches)	1	UFC Fight Night 169 - Benavidez vs. Figueiredo	4-1-0
2019-09-28	Khalil Rountree	**W**	TKO (Elbows)	1	UFC Fight Night 160 - Hermansson vs. Cannonier	—
2019-04-27	Glover Teixeira	**L**	Submission (Rear-Naked Choke)	2	UFC Fight Night 150 - Jacare vs. Hermansson	11-5-0
2018-07-28	Gadzhimurad Antigulov	**W**	TKO (Punches and Elbows)	1	UFC on Fox 30 - Alvarez vs. Poirier 2	2-0-0
2017-06-10	Henrique da Silva	**W**	KO (Punches)	1	UFC Fight Night 110 - Hunt vs. Lewis	2-2-0
2016-12-03	Jared Cannonier	**L**	Decision (Unanimous)	3	UFC - The Ultimate Fighter 24 Finale	1-1-0
2016-10-01	Jonathan Wilson	**W**	Decision (Unanimous)	3	UFC Fight Night 96 - Lineker vs. Dodson	1-1-0
2016-06-18	Misha Cirkunov	**L**	Submission (Arm-Triangle Choke)	3	UFC Fight Night 89 - MacDonald vs. Thompson	2-0-0
2015-09-19	Malik Merad	**W**	TKO (Punches)	1	WWFC - Cage Encounter 4	—
2015-04-04	Vitaliy Onishchenko	**W**	Submission (Omoplata)	1	WWFC - Cage Encounter 3	—
2015-02-28	Yuri Gorbenko	**W**	TKO (Punches)	1	WWFC - Ukraine Selection 5	—

Date	Opponent	Result	Method	R	Event	Opp. UFC rec (at fight)
2014-12-13	Izidor Bunea	**W**	TKO (Punches)	1	WWFC - Cage Encounter 2	—
2014-06-14	Alexandru Stoica	**W**	KO (Punch)	1	WWFC - Cage Encounter 1	—
2014-04-04	Constantin Padure	**W**	KO (Punch)	1	CSA FC - Adrenaline	—
2013-12-21	Igor Gorkun	**W**	KO (Punch)	1	GEFC - Battle on the Gold Mountain	—
2013-08-24	Michal Andryszak	**L**	Disqualification (Punches to Back of Head)	1	CWFC 58 - Cage Warriors Fighting Championship 58	—
2013-07-07	Murod Khanturaev	NC	No Contest (Referee Error)	1	AP - Grand Prix 2013	—
2013-03-24	Anatoli Ciumac	**W**	TKO (Punches)	2	ECSF - Battle of Bessarabia	—
2012-12-14	Igor Kukurudziak	**W**	Submission (Omaplata)	1	ECSF - Adrenalin	—
2012-06-22	Julian Chilikov	**W**	TKO (Punches)	1	TBFR - The Battle For Ruse	—
2012-04-05	Daglar Gasimov	**W**	TKO (Punches)	1	CIS - Cup	—

Record note: 20-12-1 with 1 no contest (Sherdog; UFC.com news). UFC Stats counts his UFC record as 9-11-1.

Finish Subtype Trends — Ion Cutelaba

UFC-only subtypes parsed from UFC Stats METHOD + DETAILS (no invention). **Full pro (Research)** subtypes appear only where the scouting report already states them. Coverage differs for pre-UFC bouts — labels mark the source.

UFC-only win finishes (METHOD + DETAILS)

KO/TKO wins: **4** · Submission wins: **2**

KO/TKO subtypes

Subtype	Wins	Share
Punches (Ground / GnP)	1	25.0%
Elbows (Ground)	1	25.0%
Elbows	1	25.0%
Punches (Clinch)	1	25.0%

Submission subtypes

Subtype	Wins	Share
Guillotine	1	50.0%
Arm Triangle	1	50.0%







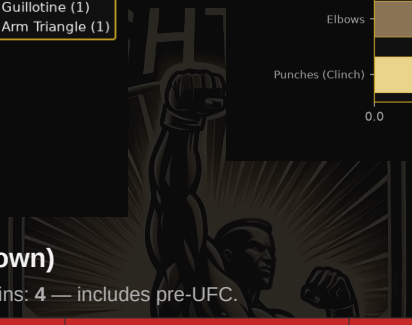

Full pro win finishes (Research Markdown)

KO/TKO wins (Research subtypes): **13** · Submission wins: **4** — includes pre-UFC.

Family	Subtype	Wins	Share	Source
KO/TKO	Punches	11	84.6%	Research
KO/TKO	Elbows	1	7.7%	Research
KO/TKO	Elbows & Punches	1	7.7%	Research
Submission	Guillotine	1	25.0%	Research
Submission	Arm Triangle	1	25.0%	Research
Submission	Omoplata	1	25.0%	Research
Submission	Omaplata	1	25.0%	Research





Trend reads

- UFC-only KO/TKO wins (4): top subtype Punches (Ground / GnP) (1/4, 25.0%).
- UFC-only submission wins (2): Guillotine 1/2 (50.0%).

- UFC finishing losses: Punches (Distance) x2 (KO/TKO); Punches (Ground / GnP) x1 (KO/TKO); Knees x1 (KO/TKO); Rear Naked Choke x2 (Submission); Guillotine x1 (Submission); Arm Triangle x1 (Submission).
- Full pro (Research) win finish subtypes -- KO/TKO Punches x11, Elbows x1, Elbows & Punches x1; SUB Guillotine x1, Arm Triangle x1, Omoplata x1, Omaplata x1 (includes pre-UFC; Research method strings).
- Pre-UFC / Research-only subtypes not seen in UFC Stats DETAILS: Elbows & Punches.

UFC finishing losses (for context)

- KO/TKO — Punches (Distance) ×2
- KO/TKO — Punches (Ground / GnP) ×1
- KO/TKO — Knees ×1
- Submission — Rear Naked Choke ×2
- Submission — Guillotine ×1
- Submission — Arm Triangle ×1

ION CUTELABA — FIGHT NARRATIVES (UFC)

Round stats from UFC Stats; official results from UFC Stats / Sherdog. Most recent 8 of 21 UFC fights shown; the full UFC history is in the record table above.

vs Navajo Stirling (Jun 20, 2026) — L KO/TKO R2 3:23 (Punches to Head On Ground) — UFC Fight Night: Kape vs. Horiguchi (Light Heavyweight)

- **R1: 6/26** significant strikes vs Stirling's 16/24, 2/2 takedowns, **1:53** of control, controlled for 1:10, 1 submission attempt.
- **R2: 13/22** significant strikes vs Stirling's 36/46, 3/5 takedowns, Stirling 0/1 takedowns, **1:08** of control, controlled for 0:43.
- **Fight:** 19/48 significant strikes vs 52/70; takedowns 5/7 vs 0/1; control 3:01 vs 1:53.

vs Oumar Sy (Mar 14, 2026) — W SUB R1 4:24 (Guillotine Choke From Guard) — UFC Fight Night: Emmett vs. Vallejos (Light Heavyweight)

- **R1: 14/20** significant strikes vs Sy's 5/11, 1/2 takedowns, Sy 0/1 takedowns, **2:27** of control, controlled for 0:18, 1 submission attempt.
- **Fight:** 14/20 significant strikes vs 5/11; takedowns 1/2 vs 0/1; control 2:27 vs 0:18.

vs Modestas Bukauskas (May 10, 2025) — L SD (27-30, 30-27, 28-29) — UFC 315: Muhammad vs. Della Maddalena (Light Heavyweight)

- **R1: 17/46** significant strikes vs Bukauskas's 12/34.
- **R2: 25/49** significant strikes vs Bukauskas's 16/32, 0/1 takedowns, **0:58** of control, controlled for 0:24.
- **R3: 16/35** significant strikes vs Bukauskas's 16/26, 0/3 takedowns, **1:23** of control, controlled for 1:02.
- **Fight:** 58/130 significant strikes vs 44/92; takedowns 0/4 vs 0/0; control 2:21 vs 1:26.
- **Tape signal:** Lost the decision despite out-landing bukauskas 58-44.

vs Ibo Aslan (Feb 22, 2025) — W SUB R1 2:51 (Arm Triangle From Side Control) — UFC Fight Night: Cejudo vs. Song (Light Heavyweight)

- **R1: 14/31** significant strikes vs Aslan's 15/30, 2/4 takedowns, **1:06** of control, 1 submission attempt.
- **Fight:** 14/31 significant strikes vs 15/30; takedowns 2/4 vs 0/0; control 1:06 vs 0:00.
- **Tape signal:** Won despite being out-landed 15-14 on significant strikes.

vs Ivan Erslan (Sep 28, 2024) — W SD (29-28, 28-29, 29-28) — UFC Fight Night: Moicano vs. Saint Denis (Light Heavyweight)

- **R1: 18/72** significant strikes vs Erslan's 24/39, 0/3 takedowns, **0:25** of control.
- **R2: 24/43** significant strikes vs Erslan's 14/27, 2/5 takedowns, Erslan 0/1 takedowns, **1:07** of control, controlled for 1:26.
- **R3: 3/5** significant strikes vs Erslan's 1/3, 1/4 takedowns, Erslan 1/1 takedowns, **0:27** of control, controlled for 3:53.
- **Fight:** 45/120 significant strikes vs 39/69; takedowns 3/12 vs 1/2; control 1:59 vs 5:19.

vs Philipe Lins (Mar 9, 2024) — L UD (28-29, 28-29, 28-29) — UFC 299: O'Malley vs. Vera 2 (Light Heavyweight)

- **R1: 23/42** significant strikes vs Lins's 33/50, Lins 0/2 takedowns, controlled for 0:22.
- **R2: 13/20** significant strikes vs Lins's 19/29, 0/1 takedowns, Lins 1/2 takedowns, controlled for 2:26.

- **R3: 11/35** significant strikes vs Lins's 15/36, Lins 1/3 takedowns, controlled for 2:46.
- **Fight:** 47/97 significant strikes vs 67/115; takedowns 0/1 vs 2/7; control 0:16 vs 5:34.
- **Tape signal:** Lins controlled 5:34 of the fight.

vs Tanner Boser (Apr 15, 2023) — W KO/TKO R1 2:05 (Punches to Head On Ground) — UFC Fight Night: Holloway vs. Allen (Light Heavyweight)

- **R1: 30/40** significant strikes vs Boser's 5/16, 1/1 takedowns, **0:17** of control.
- **Fight:** 30/40 significant strikes vs 5/16; takedowns 1/1 vs 0/0; control 0:17 vs 0:00.

vs Kennedy Nzechukwu (Nov 19, 2022) — L KO/TKO R2 1:02 (Knee to Head At Distance) — UFC Fight Night: Nzechukwu vs. Cutelaba (Light Heavyweight)

- **R1: 5/6** significant strikes vs Nzechukwu's 2/6, 2/6 takedowns, Nzechukwu 0/1 takedowns, **3:32** of control, controlled for 1:07.
- **R2: 4/20** significant strikes vs Nzechukwu's 22/36, knocked down **1**×, 0/2 takedowns.
- **Fight:** 9/26 significant strikes vs 24/42; takedowns 2/8 vs 0/1; control 3:32 vs 1:14; knockdowns 0–1.

Cardio / round trends (UFC Stats, 21 UFC fights): significant strikes landed per round R1 18.9 → R2 17.7 → R3 12.8; absorbed R1 11.4 → R2 20.2 → R3 14.1; control per round R1 1:07 → R2 0:54 → R3 0:42. Rounds sampled — R1: 21, R2: 11, R3: 8.

UFC Stats — Condensed Identity

Field	Value
Nickname (UFC Stats)	The Hulk
DOB (age as of 2026-11-19)	Dec 14, 1993 (**32**)
Height / Weight / Reach	6' 1" / 205 lbs. / 75"
Stance	Southpaw
UFC record	**9-11-1** (21 timed fights, 168.0 min)

Career rates vs Light Heavyweight division (UFC Stats + division averages, n=224)

Metric	Cutelaba	Div avg		Read
SLpM	**4.13**	3.24	+0.89	Above div avg (pctl 76)
SApM	**3.42**	3.65	–0.23	Near div avg (pctl 50)
SS Acc	**43.6%**	46.8%	–3.2	Near div avg (pctl 36)
SS Def	**46.1%**	51.2%	–5.1	Near div avg (pctl 27)
TD Acc	**51.1%**	34.2%	+16.9	Above div avg (pctl 84)
TDD	**76.2%**	60.0%	+16.2	Above div avg (pctl 68)
CTRL /15	**3:29**	2:52	+0:37	Above div avg (pctl 66)
CTRL against /15	**2:45**	3:34	–0:49	Above div avg (pctl 57)
KD rate /15	**0.18**	0.47	–0.29	Below div avg (pctl 48)
KD absorbed /15	**0.27**	0.67	–0.40	Above div avg (pctl 61)
TD Avg /15	**4.02** (45/88)	—	—	Takedown volume
Sub Avg /15	**0.27** (3 attempts)	—	—	Submission attempts

Striking mix: Head **69.2%** / Body 17.9% / Leg 13.0% of significant strikes landed · Distance 59.9% / Clinch 19.9% / Ground 20.2%. Absorbed mix: Head 74.6% / Body 12.9% / Leg 12.5% · Distance 77.4% / Clinch 12.3% / Ground 10.3%.

6. Fighting Style, Strengths, and How They Win

- **Fast-start finisher:** UFC.com lists 13 KO and four submission wins, 16 first-round finishes, 10 finishes in 1:13 or less and two knockouts under 10 seconds.
- **Wrestling base:** Greco-Roman, sambo and judo background (Wikipedia).
- **Up and down lately:** UFC.com notes he is 4-3 in his last seven fights.

Sources: UFC.com athlete page; Wikipedia (Ion Cutelaba); UFC Stats

---

Expectation Breaks

- The 34-bout veteran is a 61% community pick against an unbeaten fighter with one UFC fight.
- Eight of his 11 UFC losses were stoppages, yet three of his last four UFC wins came in round one.
- Coming off a stoppage loss to Navajo Stirling on Jun 20, 2026, the same card on which Chokheli debuted.

---

7. Community / Expert Predictions and Sentiment

Label: opinion / media narrative — not facts about fight outcome.

- **Market:** no odds listed on UFC.com or CBS Sports for this bout as of Nov 19.
- **Tapology community picks (1,018 votes):** Cutelaba 61% / Tuchalov 39%.
- UFC.com framing (Nov 13): 'an all-action light heavyweight bout'.

No anonymous forum picks are included beyond sourced public pages.

---

8. Key Sources and References

- UFC.com athlete page — https://www.ufc.com/athlete/ion-cutelaba
- Sherdog fighter record — https://www.sherdog.com/fighter/Ion-Cutelaba-101427
- https://en.wikipedia.org/wiki/Ion_Cutelaba
- https://en.wikipedia.org/wiki/UFC_Fight_Night:_Adesanya_vs._Magomedov
- Tapology bout page (https://www.tapology.com/fightcenter/bouts/1197455-ufc-fight-night-ion-the-hulk-cutelaba-vs-magomed-tiger-tuchalov), checked 2026-11-19
- UFC.com event page (https://www.ufc.com/event/ufc-fight-night-december-05-2026), checked 2026-11-19
- UFC.com — 'UFC Returns To Saudi Arabia With A Middleweight Showdown Between (#9) Israel Adesanya And (#15) Shara Magomedov' (Nov 13, 2026) (https://www.ufc.com/news/ufc-returns-to-saudi-arabia-middleweight-showdown-between-israel-adesanya-shara-magomedov)
- UFC.com rankings (https://www.ufc.com/rankings), media-panel rankings last updated Nov 17, 2026, checked 2026-11-19
- CBS Sports event page (https://www.cbssports.com/ufc/event/31001871/ufc-fight-night-adesanya-vs-magomedov-december-05-2026/), checked 2026-11-19
- UFC Stats (UFC Stats scrape) — 2026-11-19 check of the 2026-11-16 pull (UFC Stats commit 96adace8, 2026-11-15 data refresh; UFC Stats data through UFC 334: Gane vs. Hokit, Nov 14, 2026)

Fighting Stats. As-of 2026-11-19. Opinions labeled in §7.

Magomed Tuchalov

VS

Ion Cutelaba

Blue OFFENSE

Red DEFENSE



Striking Distribution

Distance %	Clinch %	Ground %
97.1%	0.0%	2.9%

Striking Accuracy

Distance Acc	Clinch Acc	Ground Acc
44.2%	0.0%	33.3%

Offensive Knockdowns

KD	KD Rate
0	0.00

Head Target	Head Accuracy
34%	26%

Body Target	Body Accuracy
14%	36%

Leg Target	Leg Accuracy
51%	90%

Head Target Against	Head Strike Def
75%	52%

Body Target Against	Body Defense
13%	20%

Leg Target Against	Leg Strike Def
12%	6%

Strikes Against Distribution

Distance %	Clinch %	Ground %
77.4%	12.3%	10.3%

Striking Defense

Distance Def	Clinch Def	Ground Def
49.9%	28.3%	26.2%

Knockdowns Against

KD	KD Rate
3	0.27

Offensive Takedowns

TD Attempted	TD Success	TD Accuracy	Control (sec)	Control / TD	SUB.ATT	REV.
14	8	57.1%	260	32.5	1	0

Takedown Defense

TDD Att	TDD Success	TDD %	Control Against (s)	Ctrl allowed/TD	SUB.ATT ag	REV. ag
42	32	76.2%	1844	184.4	6	4

Magomed Tuchalov

Blue DEFENSE

VS

Ion Cutelaba

Red OFFENSE

Strikes Against Distribution

Distance %	Clinch %	Ground %
94.9%	0.0%	5.1%

Striking Defense

Distance Def	Clinch Def	Ground Def
67.8%	0.0%	33.3%

Knockdowns Against

KD	KD Rate
0	0.00

Head Target Against	Head Strike Def
46%	75%

Body Target Against	Body Defense
10%	64%

Leg Target Against	Leg Strike Def
44%	50%



Head Target	Head Accuracy
69%	37%

Body Target	Body Accuracy
18%	71%

Leg Target	Leg Accuracy
13%	83%

Striking Distribution

Distance %	Clinch %	Ground %
59.9%	19.9%	20.2%

Striking Accuracy

Distance Acc	Clinch Acc	Ground Acc
34.4%	69.7%	76.1%

Offensive Knockdowns

KD	KD Rate
2	0.18

Takedown Defense

TDD Att	TDD Success	TDD %	Control Against (s)	Ctrl allowed/TD	SUB.ATT ag	REV. ag
1	1	100.0%	8	0	0	0

Offensive Takedowns

TD Attempted	TD Success	TD Accuracy	Control (sec)	Control / TD	SUB.ATT	REV.
88	45	51.1%	2338	52	3	2

Statistical Matchup Package

Dashboard stats updated: **2026-11-19**.

Tale of the Tape

Blue = **Magomed Tuchalov** (“Tiger”) · Red = **Ion Cutelaba** (“The Hulk”).

Acronym glossary

Term	Meaning
SLpM	Significant strikes landed per minute of fight time
SS Acc	Significant-strike accuracy (landed ÷ attempted)
Str Def	Striking defense % (share of opponent sig attempts missed)
TD Acc	Takedown accuracy (landed ÷ attempted)
TDD	Takedown defense % (stuff rate)
CTRL	Control time on the ground / clinch control clock
KD	Knockdowns scored (or absorbed, when labeled)
Stand/sig per 15	Projected significant-strike pace if stand-up lasted a full 15 min on striking-time basis (fight time – CTRL)
Striking time	Round/fight clock minus control time (mm:ss and % of round clock)

Tale of the Tape — Quick Look

UFC Record	Age	Height	Reach	Stance
1-0-0	26	—	—	—
Tuchalov · Blue	Tuchalov	Tuchalov	Tuchalov	Tuchalov

UFC Record	Age	Height	Reach	Stance
9-11-1	32	6' 1"	75"	Southpaw
Cutelaba · Red	Cutelaba	Cutelaba	Cutelaba	Cutelaba

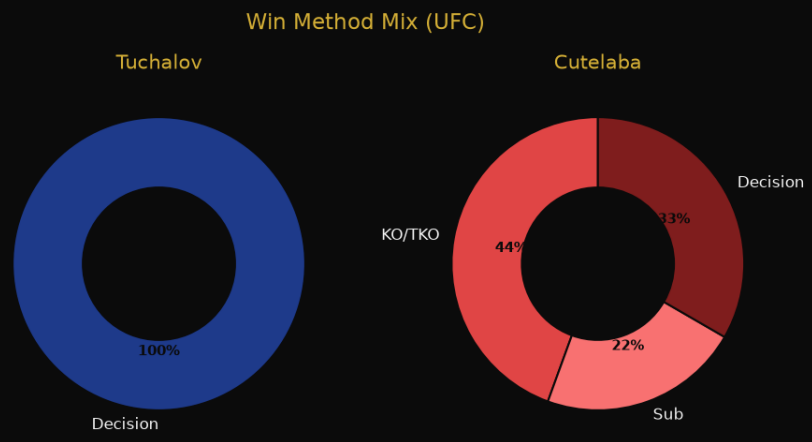

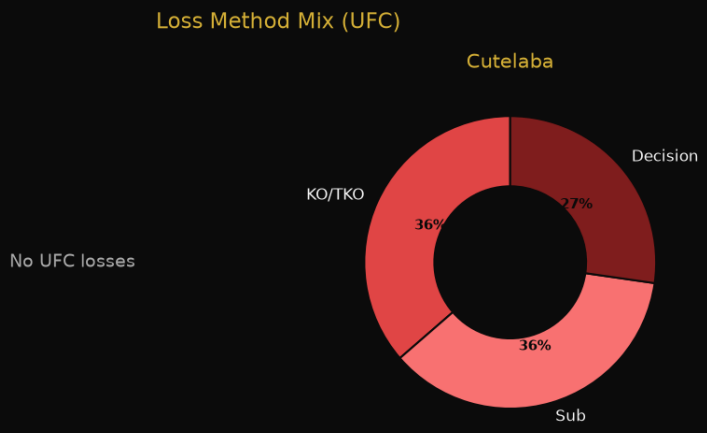

Matchup board read — Page A (Tuchalov OFF vs Cutelaba DEF)

Tuchalov's accuracy is the pressure point into Cutelaba's defense (Tuchalov SS Acc **43.8%** into Cutelaba Str Def **46.1%**). Most of Tuchalov's work is at distance (**97.1%**). Wrestling leverage: Tuchalov TD Acc **57.1%** vs Cutelaba TDD **76.2%**. Power check: Tuchalov KD scored **0** (0.0/15) vs Cutelaba KD absorbed **3** (0.27/15).

Matchup board read — Page B (Tuchalov DEF vs Cutelaba OFF)

Cutelaba needs clean entries into Tuchalov's defense (Cutelaba SS Acc **43.6%** into Tuchalov Str Def **66.9%**). On the mat, Cutelaba's TD Acc **51.1%** (45/88) meets Tuchalov TDD **100.0%** — Tuchalov's TDD is a small sample (1 of 1 takedown stopped) — too few attempts to judge. Expected control / 15: Cutelaba **208.7s (23.2%)** vs Tuchalov **260.0s (28.9%)** (Cutelaba SUB.ATT **3**).

Career Striking Breakdown

Layout: **Blue (Magomed Tuchalov)** | metric | **Red (Ion Cutelaba)**. Dashboard stats updated: **2026-11-19**.

Blue	Metric	Red
35/80	**Sig landed / thrown**	694/1591
43.8%	**SS Acc**	43.6%
34.3% / 26.1%	**Head share / Acc**	69.2% / 36.7%
14.3% / 35.7%	**Body share / Acc**	17.9% / 71.3%
51.4% / 90.0%	**Leg share / Acc**	13.0% / 82.6%
97.1% / 0.0% / 2.9%	**Distance / Clinch / Ground share**	59.9% / 19.9% / 20.2%
0	**KD scored (offense)**	2
0	**KD absorbed (defense)**	3
0.0	**KD rate (scored / 15)**	0.18
0.0	**KD absorbed rate (/15)**	0.27
—	**Knockdown rate (1 KD per N sig absorbed)**	1 per 192 sig abs
39/118	**Sig absorbed (landed on)**	575/1067
66.9%	**Str Def**	46.1%

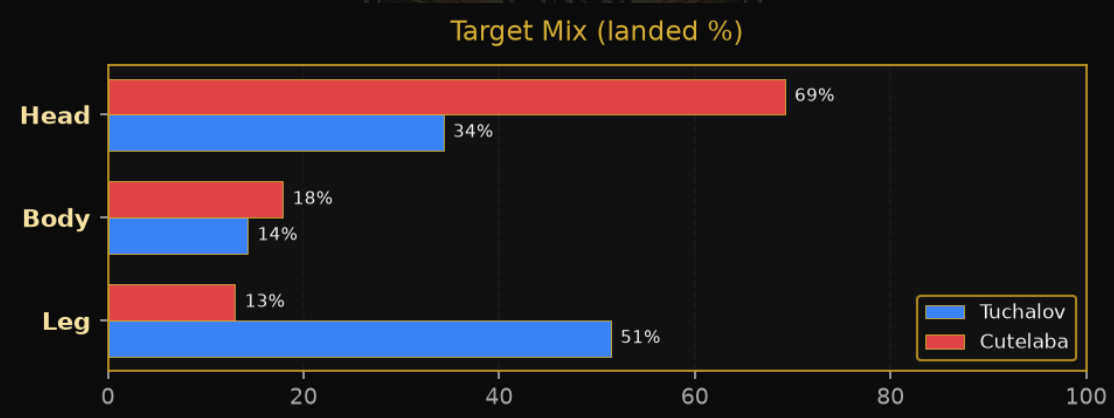

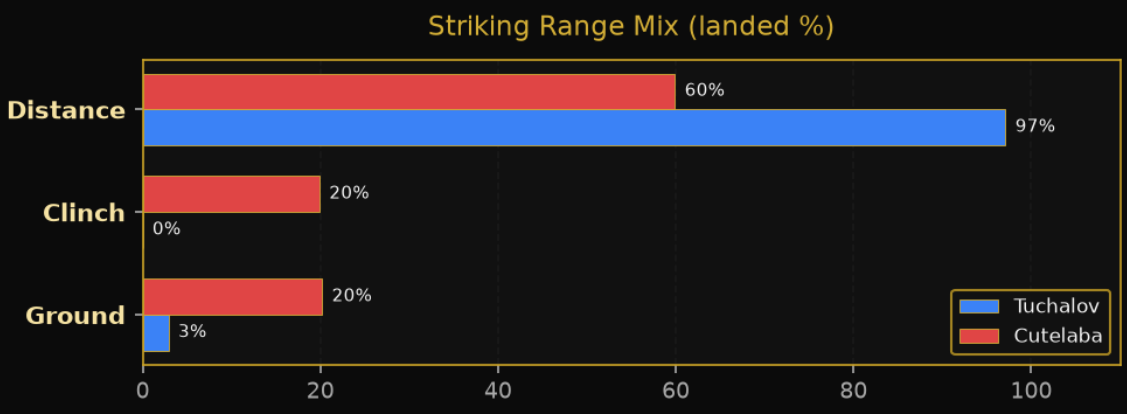

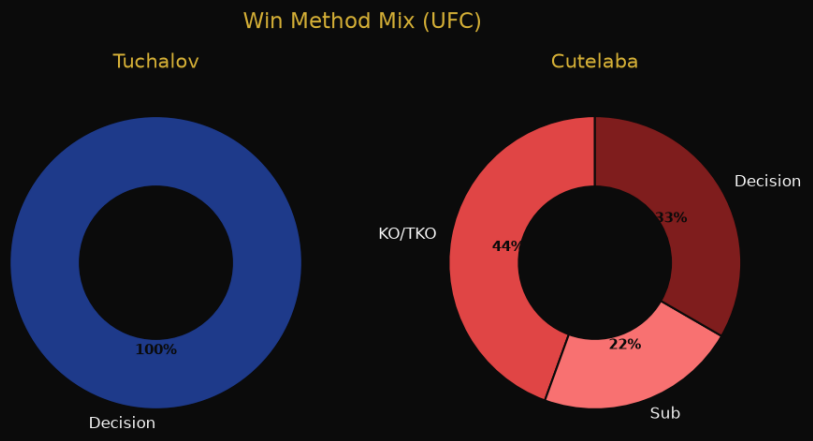

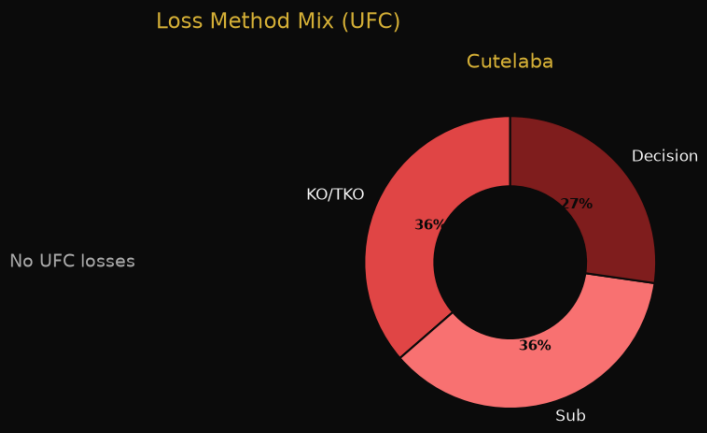

Career Grappling Breakdown

Blue (Magomed Tuchalov) | metric | Red (Ion Cutelaba) — same titles side-by-side.

Blue	Metric	Red
8 of 14 (57.1%)	**TD landed / attempted (Acc)**	45 of 88 (51.1%)
0 of 1 (100.0%)	**TD against (TDD %)**	10 of 42 (76.2%)
1	**Submission attempts**	3
0	**Reversals**	2
260.0s (28.9%)	**Control expected / 15**	208.7s (23.2%)
4:20	**Career CTRL**	38:58
8.0s (0.9%)	**Control allowed / 15**	164.6s (18.3%)
0:08	**Career CTRL against**	30:44

Matchup implications

- Cutelaba TD Acc 51.1% into Tuchalov TDD 100.0%

  → Cutelaba brings high takedown volume (7.9 attempts per 15 min) at an efficient 51.1% (45 of 88) into Tuchalov's TDD from a small sample (1 of 1 takedown stopped) — too few attempts to judge.

- Tuchalov TD Acc 57.1% into Cutelaba TDD 76.2%

→ Tuchalov brings high takedown volume (14.0 attempts per 15 min) at an efficient 57.1% (8 of 14) into Cutelaba's strong TDD (76.2%, 32 of 42 stopped). Efficient offense meets a sturdy defense — the takedown exchanges are a genuine test for both.

- Control allowed / 15: Tuchalov 8.0s (0.9%) vs Cutelaba 164.6s (18.3%)

→ Control allowed: Tuchalov 0.9% vs Cutelaba 18.3% of a 15-min fight — sample too small for a mat-time comparison (Tuchalov: 1 UFC fight, 15.0 min).

Striking Infographics

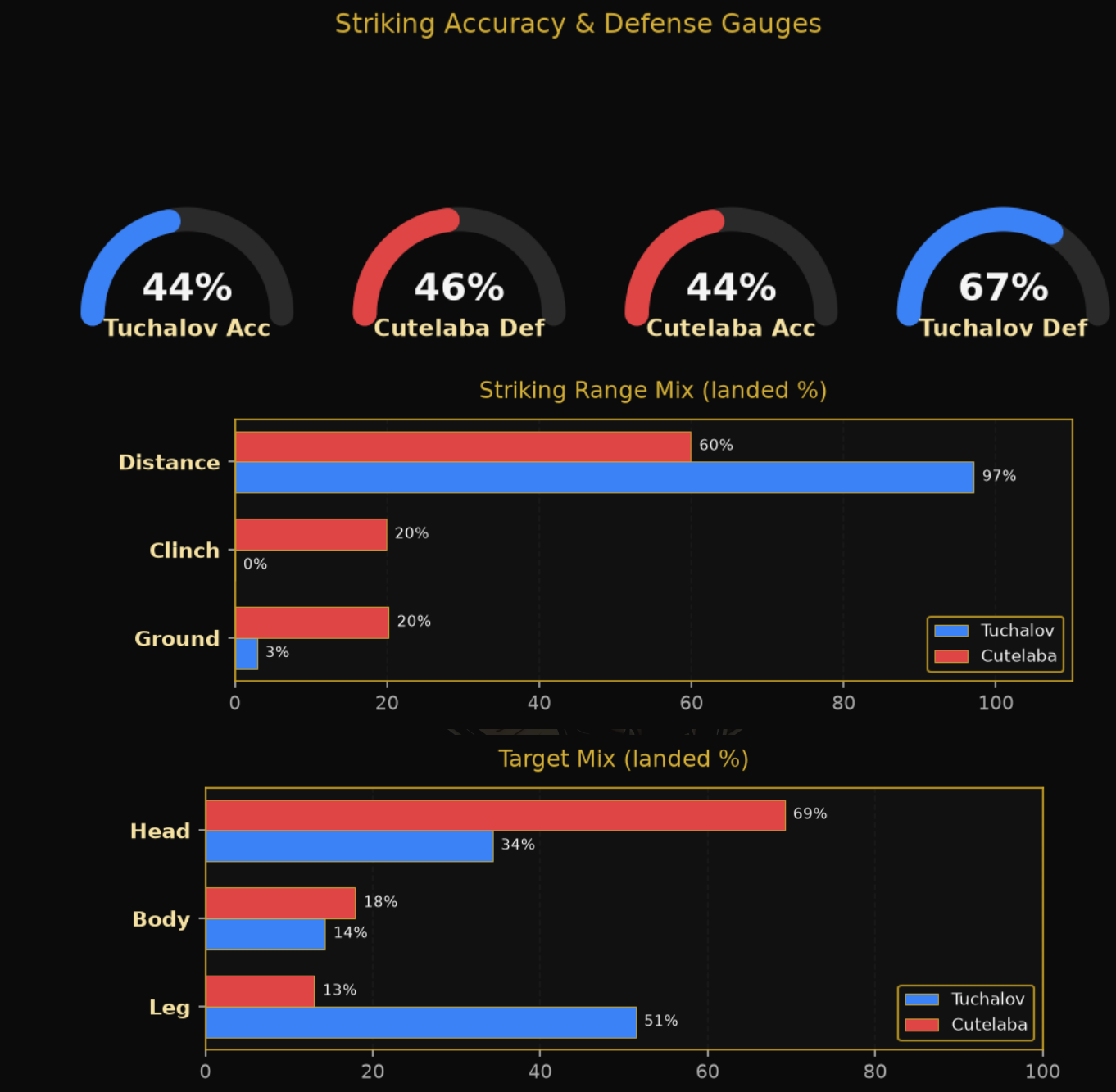

STRIKING — Magomed Tuchalov (Blue)

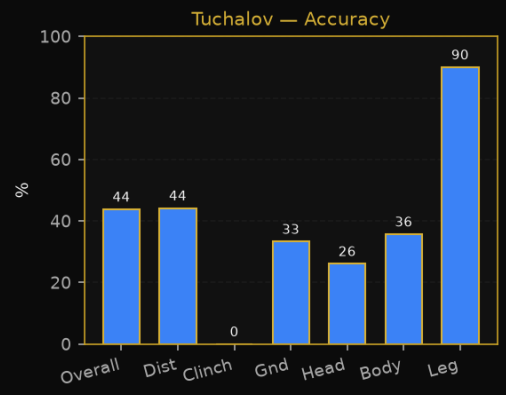

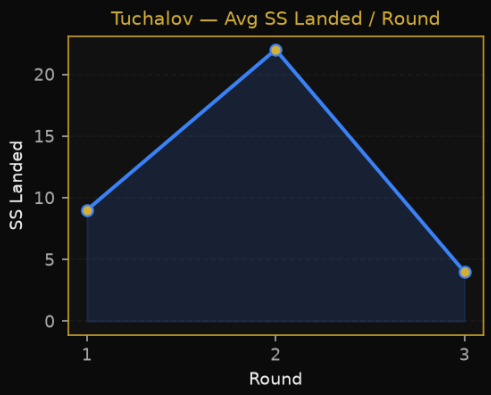

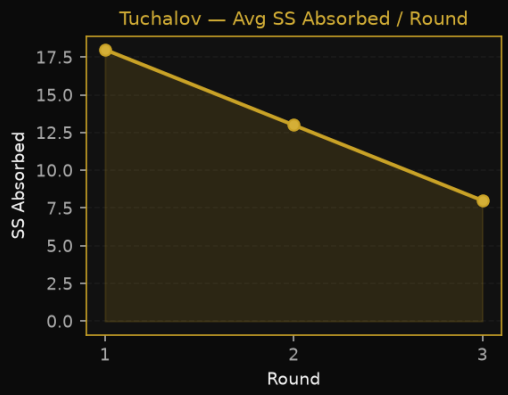

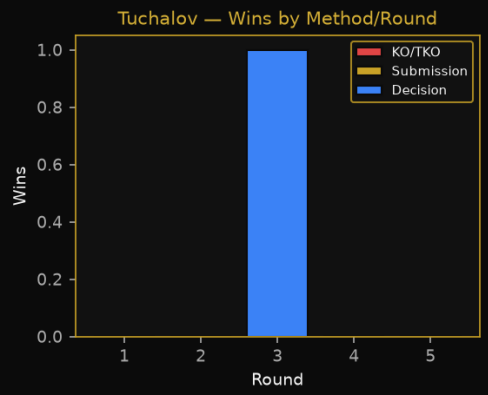

Tuchalov striking snapshot

Career SS Acc **43.8%** · Def **66.9%** · Distance share **97.1%** · KD rate **0.0**/15 · Absorbed KD rate **0.0**/15.

STRIKING — Ion Cutelaba (Red)

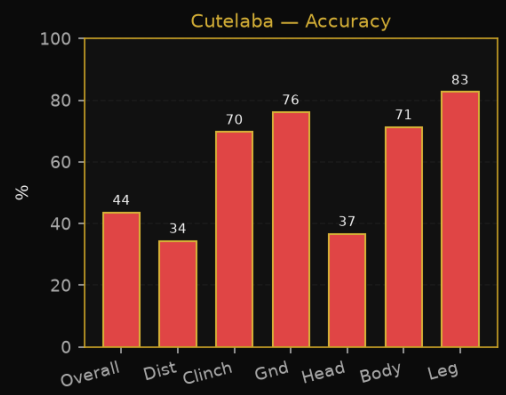

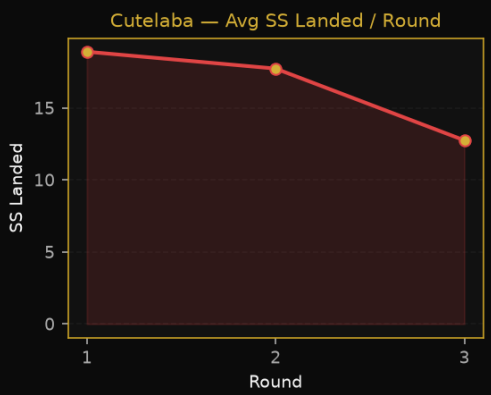

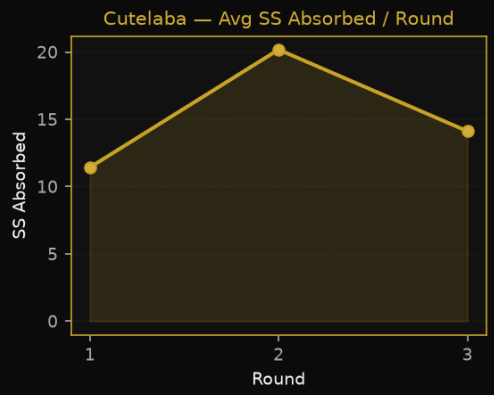

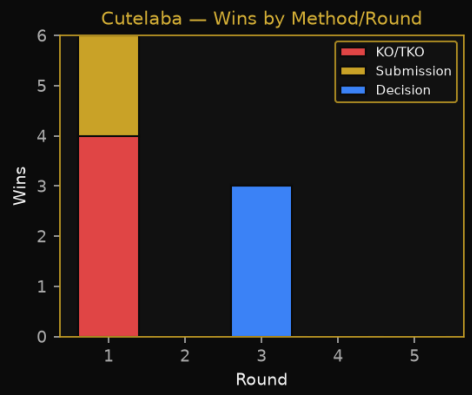

Cutelaba striking snapshot

Career SS Acc **43.6%** · Def **46.1%** · Distance share **59.9%** · KD rate **0.18**/15 · Absorbed KD rate **0.27**/15.

Grappling Infographics & Matchup Insights

Takedown Accuracy & Defense Gauges



Grappling Snapshot

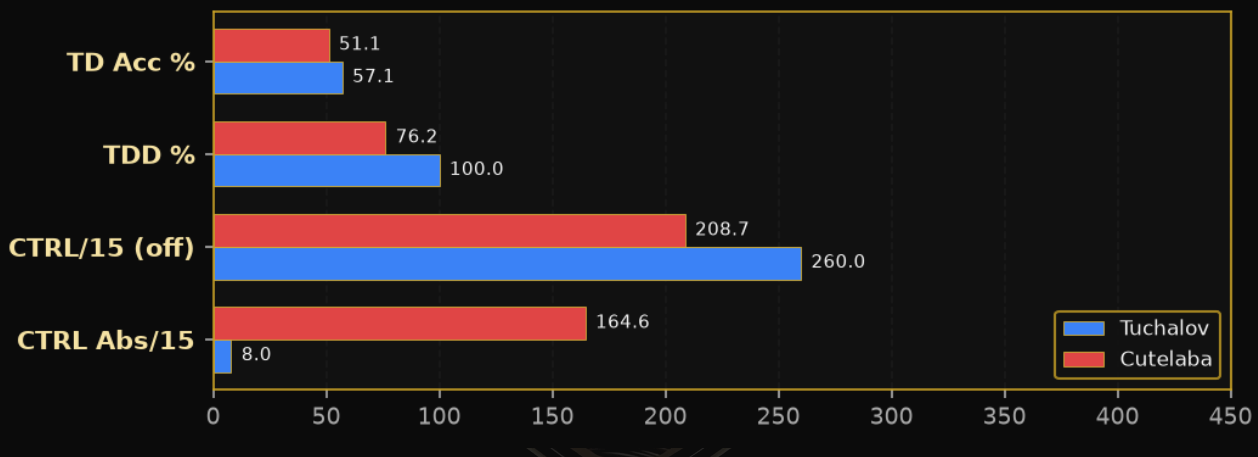

Matchup Snapshot — Expectation Breakers

CTRL Gap	Tuchalov Dist Bias	Cutelaba Sub Wins	Tuchalov TDD
0.8×	97%	22%	100.0%
Cutelaba CTRL/15 vs Tuchalov	Landed SS at distance	Of UFC wins	Career takedown defense

Tuchalov KD Rate	Cutelaba SUB.ATT	Tuchalov SS Acc	Cutelaba SS Acc
0.0	3	44%	44%
Per 15 minutes	Career attempts	Career accuracy	Career accuracy

Expectation-break insights

Insight

Control allowed: Tuchalov CTRL against / 15 = 8.0s (0.9%) vs Cutelaba 164.6s (18.3%) — Control allowed: Tuchalov 0.9% vs Cutelaba 18.3% of a 15-min fight — sample too small for a mat-time comparison (Tuchalov: 1 UFC fight, 15.0 min).

Insight

TD volume vs TDD: Tuchalov TD Att 14 / Acc 57.1% into Cutelaba TDD 76.2% — efficient offense into a sturdy defense — a genuine test for both.

Insight

TD offense gate: Cutelaba TD Acc 51.1% (45/88) — high takedown volume (7.9 attempts per 15 min) — Cutelaba looks for takedowns often.

Insight

Sub threat: Tuchalov career SUB.ATT 1 (0.0% of UFC wins) vs Cutelaba 3 (22.2% of UFC wins) — no clear submission edge on the UFC record.

Insight

KD profile: Tuchalov KD rate 0.0/15 vs Cutelaba 0.18/15; Tuchalov has absorbed 0 KD in UFC.

Insight

Distance bias: Tuchalov 97.1% landed SS at distance vs Cutelaba 59.9%; Tuchalov absorbs 94.9% of damage at distance.

Insight

Accuracy vs defense gate: Tuchalov Acc 43.8% → Cutelaba Def 46.1%; Cutelaba Acc 43.6% → Tuchalov Def 66.9%.

Insight

Division: billed Light Heavyweight at UFC Fight Night: Adesanya vs Magomedov (Dec 5, 2026). Compare each fighter's last Greco class to the billed pool.

Insight

Age / mileage: Tuchalov 26 (1 UFC) vs Cutelaba 32 (21 UFC).

By-round grappling

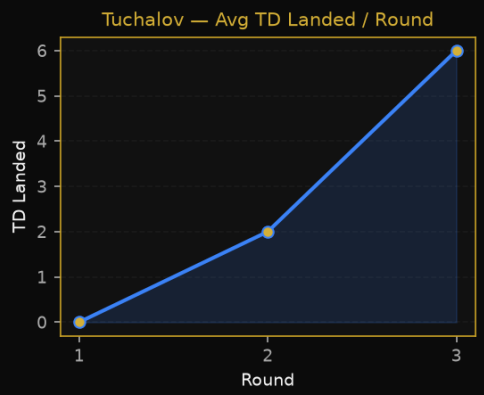

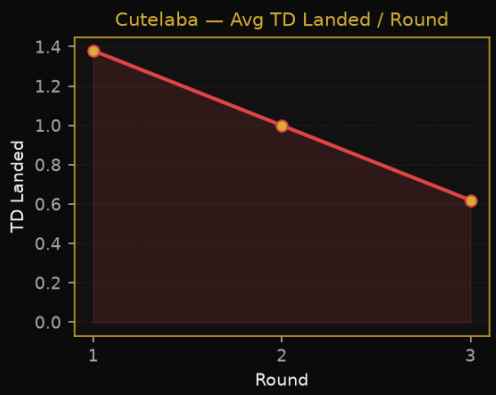

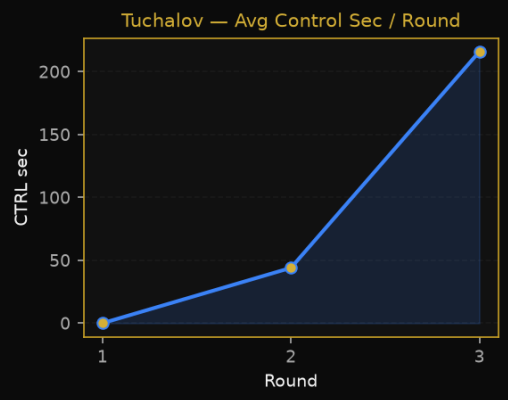
Tuchalov — Avg Control Sec / Round
CTRL sec
Round

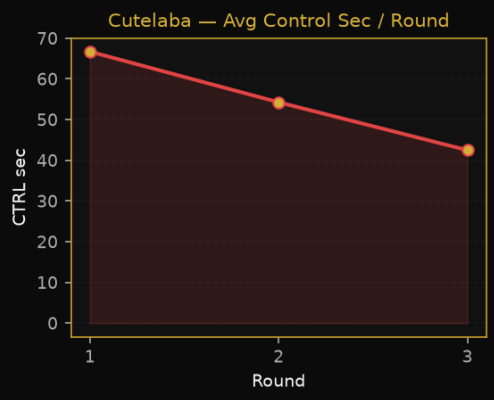
Cutelaba — Avg Control Sec / Round
CTRL sec
Round

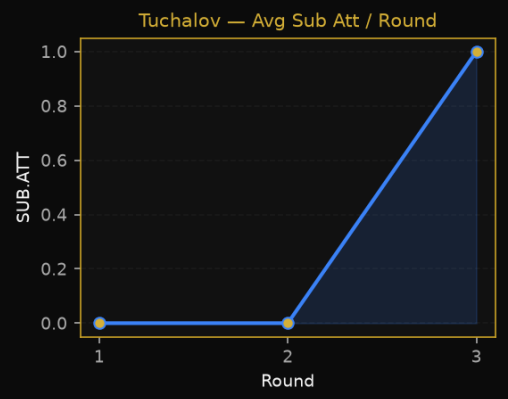
Tuchalov — Avg Sub Att / Round
SUB.ATT
Round

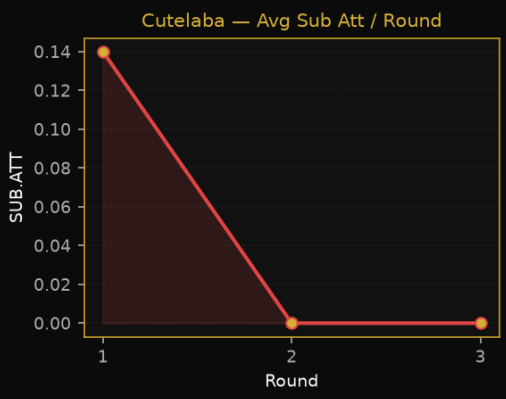
Cutelaba — Avg Sub Att / Round
SUB.ATT
Round

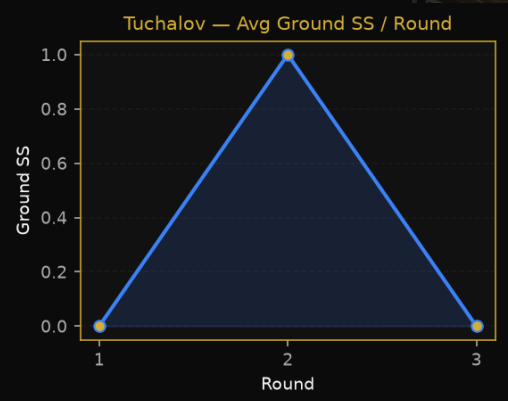
Tuchalov — Avg Ground SS / Round
Ground SS
Round

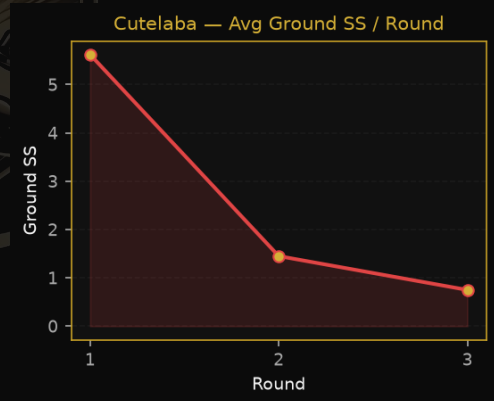
Cutelaba — Avg Ground SS / Round
Ground SS
Round

Leg Strikes — Offense vs Defense

UFCStats **LEG** column = significant strikes to the legs (**leg sig strikes / low-kick proxy**). Parsed as “a of b” from UFC fight stats. No limp/establishment narrative — volume, accuracy, share, and vs-average only. Tables sorted **most recent → oldest**. As of 2026-11-19.

Cutelaba Leg Output vs Tuchalov Leg Absorption

Side-by-side career board so FightingStats can compare **Cutelaba low-kick/leg output** vs **Tuchalov’s leg absorption pattern**.

Metric	Cutelaba OFFENSE (leg)	Tuchalov DEFENSE (leg abs)	Tuchalov OFFENSE (leg)	Cutelaba DEFENSE (leg abs)
Leg sig landed	90	17	18	72
Leg sig attempted	109	34	20	77
Leg accuracy %	82.6%	50.0%	90.0%	93.5%
Leg share % of sig landed	13.0%	43.6%	51.4%	12.5%
Avg leg landed / round	2.25	5.67	6.00	1.80
Avg leg landed / fight	4.29	17.00	18.00	3.43
Sample rounds / fights	40/21	3/1	3/1	40/21

(Cutelaba OFF avg leg/rnd – Tuchalov DEF avg leg abs/rnd) = **-3.42**. leg share pp (Cutelaba OFF share – Tuchalov DEF share) = **-30.6**. Cutelaba career leg volume: **90 of 109** (82.6% acc · 13.0% of sig landed). Tuchalov career leg absorbed: **17 of 34** (43.6% of sig absorbed). Light Heavyweight division avg leg L/rnd ≈ **2.53**.

Read — volume only

Cutelaba averages **2.25** leg sig landed per round (4.29/fight). Tuchalov absorbs **5.67** leg sig per round historically (17.00/fight). Leg landed / attempted from fight stats (significant strikes to the legs).

Leg-Kick Finishes & Fight Narratives (sourced)

Wins by leg kicks (UFC METHOD/DETAILS): No UFC KO/TKO win for either fighter lists leg/calf/low kick in UFC Stats METHOD/DETAILS for this package (check DETAILS per bout).

No sourced fight summaries found where leg kicks were a key part of how the bout played out.

Cutelaba Leg Offense — Round × Opponent

Ion Cutelaba — **offensive** leg sig / low-kick proxy. Columns: Date · Opponent · Round · Sig landed · Leg L/T · Acc% · Share% · vs Opp Avg Abs (Above/Below).

Baseline: round Leg Lnd vs that opponent's career avg leg sig absorbed/rnd (Above/Below/≈Avg; in parentheses). Light Heavyweight division avg leg L/rnd ≈ 2.53.

Career: 90 of 109 leg sig (82.6% · 13.0% of 694 sig landed).

Date	Opponent	Rnd	Sig Lnd	Leg Lnd	Leg Att	Leg Acc%	Leg Share%	vs Opp Avg Abs
2026-06-20	Navajo Stirling	1	6	1	1	100.0%	16.7%	Below (-1.36) vs 2.36
2026-06-20	Navajo Stirling	2	13	5	7	71.4%	38.5%	Above (+2.64) vs 2.36
2026-03-14	Oumar Sy	1	14	6	6	100.0%	42.9%	Above (+4.00) vs 2.00
2025-05-10	Modestas Bukauskas	1	17	10	16	62.5%	58.8%	Above (+5.68) vs 4.32
2025-05-10	Modestas Bukauskas	2	25	9	13	69.2%	36.0%	Above (+4.68) vs 4.32
2025-05-10	Modestas Bukauskas	3	16	5	8	62.5%	31.2%	Above (+0.68) vs 4.32
2025-02-22	Ibo Aslan	1	14	2	2	100.0%	14.3%	Above (+0.67) vs 1.33
2024-09-28	Ivan Erslan	1	18	4	5	80.0%	22.2%	Below (-1.60) vs 5.60
2024-09-28	Ivan Erslan	2	24	7	7	100.0%	29.2%	Above (+1.40) vs 5.60
2024-09-28	Ivan Erslan	3	3	1	1	100.0%	33.3%	Below (-4.60) vs 5.60
2024-03-09	Philipe Lins	1	23	4	5	80.0%	17.4%	Below (-0.71) vs 4.71
2024-03-09	Philipe Lins	2	13	1	1	100.0%	7.7%	Below (-3.71) vs 4.71
2024-03-09	Philipe Lins	3	11	0	0	—	0.0%	Below (-4.71) vs 4.71
2023-04-15	Tanner Boser	1	30	1	1	100.0%	3.3%	Below (-0.79) vs 1.79
2022-11-19	Kennedy Nzechukwu	1	5	1	1	100.0%	20.0%	Below (-2.48) vs 3.48
2022-11-19	Kennedy Nzechukwu	2	4	1	1	100.0%	25.0%	Below (-2.48) vs 3.48
2022-09-10	Johnny Walker	1	3	1	1	100.0%	33.3%	Below (-2.16) vs 3.16
2022-05-14	Ryan Spann	1	2	0	0	—	0.0%	Below (-2.82) vs 2.82
2021-09-18	Devin Clark	1	47	1	1	100.0%	2.1%	Below (-0.83) vs 1.83
2021-09-18	Devin Clark	2	11	0	0	—	0.0%	Below (-1.83) vs 1.83
2021-09-18	Devin Clark	3	6	0	0	—	0.0%	Below (-1.83) vs 1.83
2021-05-01	Dustin Jacoby	1	26	1	1	100.0%	3.8%	Below (-2.40) vs 3.40
2021-05-01	Dustin Jacoby	2	19	0	0	—	0.0%	Below (-3.40) vs 3.40
2021-05-01	Dustin Jacoby	3	26	3	3	100.0%	11.5%	Below (-0.40) vs 3.40
2020-10-24	Magomed Ankalaev	1	11	4	5	80.0%	36.4%	Below (-1.49) vs 5.49
2020-02-29	Magomed Ankalaev	1	5	2	2	100.0%	40.0%	Below (-3.49) vs 5.49
2019-09-28	Khalil Rountree Jr.	1	15	0	0	—	0.0%	Below (-3.76) vs 3.76
2019-04-27	Glover Teixeira	1	43	1	1	100.0%	2.3%	Below (-0.38) vs 1.38
2019-04-27	Glover Teixeira	2	31	0	0	—	0.0%	Below (-1.38) vs 1.38
2018-07-28	Gadzhimurad Antigulov	1	40	0	0	—	0.0%	Below (-1.14) vs 1.14
2017-06-10	Henrique da Silva	1	15	0	0	—	0.0%	Below (-0.82) vs 0.82
2016-12-03	Jared Cannonier	1	24	2	2	100.0%	8.3%	Below (-0.72) vs 2.72
2016-12-03	Jared Cannonier	2	8	0	0	—	0.0%	Below (-2.72) vs 2.72
2016-12-03	Jared Cannonier	3	13	2	3	66.7%	15.4%	Below (-0.72) vs 2.72
2016-10-01	Jonathan Wilson	1	29	3	3	100.0%	10.3%	Above (+0.44) vs 2.56
2016-10-01	Jonathan Wilson	2	36	6	6	100.0%	16.7%	Above (+3.44) vs 2.56
2016-10-01	Jonathan Wilson	3	24	1	1	100.0%	4.2%	Below (-1.56) vs 2.56
2016-06-18	Misha Cirkunov	1	10	1	1	100.0%	10.0%	Below (-0.53) vs 1.53
2016-06-18	Misha Cirkunov	2	11	2	2	100.0%	18.2%	Above (+0.47) vs 1.53
2016-06-18	Misha Cirkunov	3	3	2	2	100.0%	66.7%	Above (+0.47) vs 1.53

Tuchalov Leg Defense — Absorbed (Round × Opponent)

Magomed Tuchalov — **defensive** leg sig absorbed (opponent LEG in that EVENT+BOUT+ROUND). Columns: Date · Opponent · Round · Sig abs · Leg Abs L/T · Opp Acc% · Share% · vs Own Avg Abs.

Baseline: round Leg Abs vs this fighter's own career avg leg sig absorbed/rnd (Above/Below/≈Avg; in parentheses). Light Heavyweight division avg leg L/rnd ≈ 2.53.

Career absorbed: 17 of 34 (50.0% opponent leg acc · 43.6% of sig absorbed).

Date	Opponent	Rnd	Sig Abs	Leg Abs	Leg Att	Opp Acc%	Leg Share%	vs Own Avg Abs
2026-07-25	Brendson Ribeiro	1	18	8	16	50.0%	44.4%	Above (+2.33) vs 5.67
2026-07-25	Brendson Ribeiro	2	13	7	15	46.7%	53.8%	Above (+1.33) vs 5.67
2026-07-25	Brendson Ribeiro	3	8	2	3	66.7%	25.0%	Below (-3.67) vs 5.67

Tuchalov Leg Offense — Round × Opponent

Magomed Tuchalov — **offensive** leg sig / low-kick proxy. Same columns as Cutelaba offense (Date · … · vs Opp Avg Abs).

Baseline: round Leg Lnd vs that opponent's career avg leg sig absorbed/rnd (Above/Below/≈Avg; in parentheses). Light Heavyweight division avg leg L/rnd ≈ 2.53.

Career: 18 of 20 leg sig (90.0% · 51.4% of 35 sig landed).

Date	Opponent	Rnd	Sig Lnd	Leg Lnd	Leg Att	Leg Acc%	Leg Share%	vs Opp Avg Abs
2026-07-25	Brendson Ribeiro	1	9	7	9	77.8%	77.8%	Above (+3.62) vs 3.38
2026-07-25	Brendson Ribeiro	2	22	10	10	100.0%	45.5%	Above (+6.62) vs 3.38
2026-07-25	Brendson Ribeiro	3	4	1	1	100.0%	25.0%	Below (-2.38) vs 3.38

Cutelaba Leg Defense — Absorbed (Round × Opponent)

Ion Cutelaba — **defensive** leg sig absorbed. Same columns as Tuchalov defense (Date · … · vs Own Avg Abs).

Baseline: round Leg Abs vs this fighter's own career avg leg sig absorbed/rnd (Above/Below/≈Avg; in parentheses). Light Heavyweight division avg leg L/rnd ≈ 2.53.

Career absorbed: 72 of 77 (93.5% opponent leg acc · 12.5% of sig absorbed).

Date	Opponent	Rnd	Sig Abs	Leg Abs	Leg Att	Opp Acc%	Leg Share%	vs Own Avg Abs
2026-06-20	Navajo Stirling	1	16	1	2	50.0%	6.2%	Below (-0.80) vs 1.80
2026-06-20	Navajo Stirling	2	36	2	2	100.0%	5.6%	≈Avg (+0.20) vs 1.80
2026-03-14	Oumar Sy	1	5	4	4	100.0%	80.0%	Above (+2.20) vs 1.80
2025-05-10	Modestas Bukauskas	1	12	4	4	100.0%	33.3%	Above (+2.20) vs 1.80
2025-05-10	Modestas Bukauskas	2	16	0	0	—	0.0%	Below (-1.80) vs 1.80
2025-05-10	Modestas Bukauskas	3	16	0	0	—	0.0%	Below (-1.80) vs 1.80
2025-02-22	Ibo Aslan	1	15	1	1	100.0%	6.7%	Below (-0.80) vs 1.80
2024-09-28	Ivan Erslan	1	24	1	1	100.0%	4.2%	Below (-0.80) vs 1.80
2024-09-28	Ivan Erslan	2	14	2	2	100.0%	14.3%	≈Avg (+0.20) vs 1.80
2024-09-28	Ivan Erslan	3	1	0	0	—	0.0%	Below (-1.80) vs 1.80
2024-03-09	Philipe Lins	1	33	14	15	93.3%	42.4%	Above (+12.20) vs 1.80
2024-03-09	Philipe Lins	2	19	7	7	100.0%	36.8%	Above (+5.20) vs 1.80
2024-03-09	Philipe Lins	3	15	2	2	100.0%	13.3%	≈Avg (+0.20) vs 1.80
2023-04-15	Tanner Boser	1	5	0	0	—	0.0%	Below (-1.80) vs 1.80
2022-11-19	Kennedy Nzechukwu	1	2	0	0	—	0.0%	Below (-1.80) vs 1.80
2022-11-19	Kennedy Nzechukwu	2	22	0	0	—	0.0%	Below (-1.80) vs 1.80
2022-09-10	Johnny Walker	1	3	0	0	—	0.0%	Below (-1.80) vs 1.80
2022-05-14	Ryan Spann	1	4	0	0	—	0.0%	Below (-1.80) vs 1.80
2021-09-18	Devin Clark	1	11	7	9	77.8%	63.6%	Above (+5.20) vs 1.80
2021-09-18	Devin Clark	2	3	1	1	100.0%	33.3%	Below (-0.80) vs 1.80
2021-09-18	Devin Clark	3	9	2	3	66.7%	22.2%	≈Avg (+0.20) vs 1.80
2021-05-01	Dustin Jacoby	1	11	2	2	100.0%	18.2%	≈Avg (+0.20) vs 1.80
2021-05-01	Dustin Jacoby	2	40	6	6	100.0%	15.0%	Above (+4.20) vs 1.80
2021-05-01	Dustin Jacoby	3	33	1	1	100.0%	3.0%	Below (-0.80) vs 1.80
2020-10-24	Magomed Ankalaev	1	21	2	2	100.0%	9.5%	≈Avg (+0.20) vs 1.80
2020-02-29	Magomed Ankalaev	1	8	1	1	100.0%	12.5%	Below (-0.80) vs 1.80
2019-09-28	Khalil Rountree Jr.	1	5	0	0	—	0.0%	Below (-1.80) vs 1.80
2019-04-27	Glover Teixeira	1	10	0	0	—	0.0%	Below (-1.80) vs 1.80
2019-04-27	Glover Teixeira	2	20	0	0	—	0.0%	Below (-1.80) vs 1.80
2018-07-28	Gadzhimurad Antigulov	1	12	1	1	100.0%	8.3%	Below (-0.80) vs 1.80
2017-06-10	Henrique da Silva	1	1	0	0	—	0.0%	Below (-1.80) vs 1.80
2016-12-03	Jared Cannonier	1	11	2	2	100.0%	18.2%	≈Avg (+0.20) vs 1.80
2016-12-03	Jared Cannonier	2	21	3	3	100.0%	14.3%	Above (+1.20) vs 1.80
2016-12-03	Jared Cannonier	3	27	2	2	100.0%	7.4%	≈Avg (+0.20) vs 1.80
2016-10-01	Jonathan Wilson	1	10	1	1	100.0%	10.0%	Below (-0.80) vs 1.80
2016-10-01	Jonathan Wilson	2	12	0	0	—	0.0%	Below (-1.80) vs 1.80
2016-10-01	Jonathan Wilson	3	8	2	2	100.0%	25.0%	≈Avg (+0.20) vs 1.80
2016-06-18	Misha Cirkunov	1	21	0	0	—	0.0%	Below (-1.80) vs 1.80
2016-06-18	Misha Cirkunov	2	19	1	1	100.0%	5.3%	Below (-0.80) vs 1.80
2016-06-18	Misha Cirkunov	3	4	0	0	—	0.0%	Below (-1.80) vs 1.80

Opponent Career Historical Avg — Leg Sig Absorbed

For each UFC opponent faced: career historical average leg sig strikes **absorbed** (what opponents land on them across their UFC career). This is the offense-row baseline for the Above/Below column. Opponents ordered by most recent appearance.

Opponents faced by Magomed Tuchalov — their career leg-absorbed averages

Opponent	Fights	Rnds	Leg Abs L/T	Avg Leg Abs /Fight	Avg /Rnd	Leg Acc% on them	Leg Share% of SS Abs
Brendson Ribeiro	9	16	54 of 66	6.00	3.38	81.8%	24.2%

Opponents faced by Ion Cutelaba — their career leg-absorbed averages

Opponent	Fights	Rnds	Leg Abs L/T	Avg Leg Abs /Fight	Avg /Rnd	Leg Acc% on them	Leg Share% of SS Abs
Navajo Stirling	6	14	33 of 46	5.50	2.36	71.7%	20.5%
Oumar Sy	6	11	22 of 30	3.67	2.00	73.3%	21.6%
Modestas Bukauskas	14	31	134 of 161	9.57	4.32	83.2%	24.6%
Ibo Aslan	5	9	12 of 18	2.40	1.33	66.7%	9.4%
Ivan Erslan	4	10	56 of 66	14.00	5.60	84.8%	25.3%
Philipe Lins	6	14	66 of 77	11.00	4.71	85.7%	28.9%
Tanner Boser	12	29	52 of 69	4.33	1.79	75.4%	13.9%
Kennedy Nzechukwu	16	33	115 of 135	7.19	3.48	85.2%	19.0%
Johnny Walker	18	32	101 of 133	5.61	3.16	75.9%	27.5%
Ryan Spann	17	28	79 of 88	4.65	2.82	89.8%	18.5%
Devin Clark	17	42	77 of 88	4.53	1.83	87.5%	12.3%
Dustin Jacoby	18	40	136 of 157	7.56	3.40	86.6%	18.2%
Magomed Ankalaev	17	47	258 of 305	15.18	5.49	84.6%	48.9%
Khalil Rountree Jr.	18	41	154 of 185	8.56	3.76	83.2%	20.3%
Glover Teixeira	23	61	84 of 91	3.65	1.38	92.3%	7.1%
Gadzhimurad Antigulov	6	7	8 of 8	1.33	1.14	100.0%	9.2%
Henrique da Silva	6	11	9 of 9	1.50	0.82	100.0%	3.7%
Jared Cannonier	21	64	174 of 196	8.29	2.72	88.8%	13.6%
Jonathan Wilson	4	9	23 of 24	5.75	2.56	95.8%	10.2%
Misha Cirkunov	13	19	29 of 38	2.23	1.53	76.3%	15.4%

Source: UFCStats **LEG** = significant strikes to the legs (leg sig / low-kick proxy). Landed of attempted parsed from fight-stats CSV. Sort: most recent → oldest.

Light Heavyweight Division Context

Upcoming bout is billed **Light Heavyweight**. Division pool (n=224): Fighters whose majority of UFC bouts are in billed class 'Light Heavyweight', OR whose most recent UFC bout is in that family. **Last Greco weight class:** Tuchalov = **Light Heavyweight Bout**; Cutelaba = **Light Heavyweight Bout**. Values: fighter · division average · delta · standing in division. Control rows show seconds and % of a 15-min fight.

Sample-size note

Magomed Tuchalov has a sparse Octagon sample (n=1) — treat rates as a single-fight tape read.

Metric	Div Avg	Tuchalov	vs avg	Tuchalov standing	Cutelaba	vs avg	Cutelaba standing
SS Acc %	46.8%	43.8%	-3.0 pp	N/A	43.6%	-3.2 pp	top 64%
SS Def %	51.2%	66.9%	+15.7 pp	N/A	46.1%	-5.1 pp	top 73%
TD Acc %	34.2%	57.1%	+22.9 pp	N/A	51.1%	+16.9 pp	top 16%
TDD %	60.0%	100.0%	+40.0 pp	N/A	76.2%	+16.2 pp	top 32%
Control expected / 15 min	171.8s (19.1%)	260.0s (28.9%)	+88.2s	N/A	208.7s (23.2%)	+36.9s	top 34%
Control allowed / 15 min	213.6s (23.7%)	8.0s (0.9%)	-205.6s	N/A	164.6s (18.3%)	-49.0s	top 43%
KD rate / 15	0.47	0.00	-0.47	N/A	0.18	-0.29	top 52%
KD Abs rate / 15	0.67	0.00	-0.67	N/A	0.27	-0.40	top 39%
SLpM	3.24	2.33	-0.91	N/A	4.13	+0.89	top 24%
SApM	3.65	2.60	-1.05	N/A	3.42	-0.23	top 50%

Control expected / allowed per 15 min = total CTRL (or CTRL against) seconds ÷ fight seconds × 900. Shown as seconds and % of a 15-minute (900s) fight (e.g. 290.4s ≈ 32.3%).

Tuchalov vs division field

SS Acc **43.8%** (div avg 46.8%, N/A) · SS Def **66.9%** (N/A) · TDD **100.0%** — small sample (1 of 1 takedown stopped). Last Greco class: Light Heavyweight Bout.

Cutelaba vs division field

SLpM **4.13** (top 24%) · TDD **76.2%** (top 32%) · SS Def **46.1%** (top 73%). Last Greco class: Light Heavyweight Bout.

Standing = share of the Light Heavyweight pool at or better on that metric (“top X%”). For Control allowed / 15, KD Abs rate, and SApM, lower is better.

Magomed Tuchalov — A/B/C/D Fight Tables

Locked next-build tables. **A/B** = every UFC round × opponent (most recent first); sig by **distance / clinch / ground only** (no head/body/leg). Striking time = mm:ss [% of round clock] (clock – CTRL). Stand/15* = projected sig pace if stand-up lasted a full 15 min on striking-time basis. **C/D** = fight-level grappling. C/D styles: **bold gold wash** = ≥1 TD attempt; muted = 0 attempts; **teal wash** = landed ≥1 TD vs historically strong career TDD (≥70%). Diff = subject sig landed – absorbed.

A — Offensive Significant Strikes — Magomed Tuchalov

SS T/L = thrown/landed. Dist/Clin/Gnd = sig landed/thrown by position. Tot D/C/G uses UFCStats position splits (all distance strikes are significant).

Date	Opponent	R	WC	SS T/L	Diff	KD	Dist	Clin	Gnd	Tot T/L	Tot D/C/G	StrTime [%clk]	Stand/15 *
Jul 25, 2026	Brendson Ribeiro	1	Light Heavyweight Bout	23/9	-9	0	9/23	0/0	0/0	23/9	9/0/0	5:00 [100%]	27.0
Jul 25, 2026	Brendson Ribeiro	2	Light Heavyweight Bout	45/22	9	0	21/42	0/0	1/3	47/24	21/0/1	4:16 [85%]	73.8
Jul 25, 2026	Brendson Ribeiro	3	Light Heavyweight Bout	12/4	-4	0	4/12	0/0	0/0	40/24	4/0/0	1:24 [28%]	42.9

B — Defensive Significant Strikes — Magomed Tuchalov

Absorbed mirror. Abs T/L = opponent thrown/landed on subject. KD↓ = knockdowns absorbed. Abs/15 = distance sig absorbed per 15 min of striking time.

Date	Opponent	R	WC	Abs T/L	Diff	KD↓	Dist	Clin	Gnd	Tot Abs	Tot D/C/G	StrTime [%clk]	Abs/15*
Jul 25, 2026	Brendson Ribeiro	1	Light Heavyweight Bout	51/18	-9	0	17/49	0/0	1/2	51/18	17/0/1	5:00 [100%]	51.0
Jul 25, 2026	Brendson Ribeiro	2	Light Heavyweight Bout	50/13	9	0	13/50	0/0	0/0	51/14	13/0/0	4:16 [85%]	45.7
Jul 25, 2026	Brendson Ribeiro	3	Light Heavyweight Bout	17/8	-4	0	7/16	0/0	1/1	28/17	7/0/1	1:24 [28%]	75.0

C — Offensive Takedowns — Magomed Tuchalov

Opp TD allwd/f = opponent career takedowns absorbed ÷ UFC fights. Opp Career TDD% = 1 – (TD landed on them / TD attempted on them).

Date	Opponent	R	Res	TD A/L	Opp TD allwd/f	CTRL	Sub	Rev	Opp Career TDD%
Jul 25, 2026	Brendson Ribeiro	—	W	14/8	2.22	4:20	1	0	33.3%

D — Defensive Grappling — Magomed Tuchalov

TD ag = takedown attempts/landed against subject. CTRL ag = opponent control. Fight TDD% = stuff rate in that fight; Opp TD Acc = opponent career offensive TD accuracy. Teal wash = opponent landed ≥1 TD despite subject's strong career TDD.

Date	Opponent	R	Res	TD ag A/L	CTRL ag	Sub ag	Rev ag	Fight TDD%	Opp TD Acc	Opp TD/f
Jul 25, 2026	Brendson Ribeiro	—	W	1/0	0:08	0	0	100.0%	—	0.33

Ion Cutelaba — A/B/C/D Fight Tables

Locked next-build tables. **A/B** = every UFC round × opponent (most recent first); sig by **distance / clinch / ground only** (no head/body/leg). Striking time = mm:ss [% of round clock] (clock – CTRL). Stand/15* = projected sig pace if stand-up lasted a full 15 min on striking-time basis. **C/D** = fight-level grappling. C/D styles: **bold gold wash** = ≥1 TD attempt; muted = 0 attempts; **teal wash** = landed ≥1 TD vs historically strong career TDD (≥70%). Diff = subject sig landed – absorbed.

A — Offensive Significant Strikes — Ion Cutelaba

SS T/L = thrown/landed. Dist/Clin/Gnd = sig landed/thrown by position. Tot D/C/G uses UFCStats position splits (all distance strikes are significant).

Date	Opponent	R	WC	SS T/L	Diff	KD	Dist	Clin	Gnd	Tot T/L	Tot D/C/G	StrTime [%clk]	Stand/15 *
Jun 20, 2026	Navajo Stirling	1	Light Heavyweight Bout	26/6	-10	0	5/23	1/3	0/0	55/34	5/1/0	3:07 [62%]	24.1
Jun 20, 2026	Navajo Stirling	2	Light Heavyweight Bout	22/13	-23	0	9/18	1/1	3/3	33/24	9/1/3	2:15 [67%]	60.0
Mar 14, 2026	Oumar Sy	1	Light Heavyweight Bout	20/14	9	0	10/15	1/1	3/4	49/40	10/1/3	1:57 [44%]	76.9
May 10, 2025	Modestas Bukauskas	1	Light Heavyweight Bout	46/17	5	0	17/46	0/0	0/0	46/17	17/0/0	5:00 [100%]	51.0
May 10, 2025	Modestas Bukauskas	2	Light Heavyweight Bout	49/25	9	0	20/42	5/7	0/0	74/50	20/5/0	4:02 [81%]	74.4
May 10, 2025	Modestas Bukauskas	3	Light Heavyweight Bout	35/16	0	0	10/29	6/6	0/0	74/54	10/6/0	3:37 [72%]	41.5
Feb 22, 2025	Ibo Aslan	1	Light Heavyweight Bout	31/14	-1	0	10/26	1/2	3/3	39/17	10/1/3	1:45 [61%]	85.7
Sep 28, 2024	Ivan Erslan	1	Light Heavyweight Bout	72/18	-6	0	14/68	4/4	0/0	77/22	14/4/0	4:35 [92%]	45.8
Sep 28, 2024	Ivan Erslan	2	Light Heavyweight Bout	43/24	10	0	21/39	2/3	1/1	66/44	21/2/1	3:53 [78%]	81.1
Sep 28, 2024	Ivan Erslan	3	Light Heavyweight Bout	5/3	2	0	3/5	0/0	0/0	18/14	3/0/0	4:33 [91%]	9.9
Mar 09, 2024	Philipe Lins	1	Light Heavyweight Bout	42/23	-10	0	22/39	1/3	0/0	43/24	22/1/0	4:59 [100%]	66.2
Mar 09, 2024	Philipe Lins	2	Light Heavyweight Bout	20/13	-6	0	11/18	2/2	0/0	35/27	11/2/0	4:47 [96%]	34.5
Mar 09, 2024	Philipe Lins	3	Light Heavyweight Bout	35/11	-4	0	9/33	2/2	0/0	93/68	9/2/0	4:58 [99%]	27.2
Apr 15, 2023	Tanner Boser	1	Light Heavyweight Bout	40/30	25	0	14/24	0/0	16/16	40/30	14/0/16	1:48 [86%]	116.7

Date	Opponent	R	WC	SS T/L	Diff	KD	Dist	Clin	Gnd	Tot T/L	Tot D/C/G	StrTime [%clk]	Stand/15 *
Nov 19, 2022	Kennedy Nzechukwu	1	Light Heavyweight Bout	6/5	3	0	4/4	0/1	1/1	37/26	4/0/1	1:28 [29%]	40.9
Nov 19, 2022	Kennedy Nzechukwu	2	Light Heavyweight Bout	20/4	-18	0	4/20	0/0	0/0	20/4	4/0/0	1:02 [100%]	58.1
Sep 10, 2022	Johnny Walker	1	Light Heavyweight Bout	5/3	0	0	2/2	0/1	1/2	23/17	2/0/1	2:35 [56%]	11.6
May 14, 2022	Ryan Spann	1	Light Heavyweight Bout	9/2	-2	0	1/5	0/3	1/1	9/2	1/0/1	1:11 [50%]	12.7
Sep 18, 2021	Devin Clark	1	Light Heavyweight Bout	73/47	36	1	5/13	9/12	33/48	79/53	5/9/33	2:52 [57%]	26.2
Sep 18, 2021	Devin Clark	2	Light Heavyweight Bout	19/11	8	0	2/6	2/3	7/10	38/24	2/2/7	1:36 [32%]	18.8
Sep 18, 2021	Devin Clark	3	Light Heavyweight Bout	9/6	-3	0	0/2	0/1	6/6	21/15	0/0/6	1:44 [35%]	0.0
May 01, 2021	Dustin Jacoby	1	Light Heavyweight Bout	31/26	15	0	5/8	2/2	19/21	59/45	5/2/19	1:41 [34%]	44.5
May 01, 2021	Dustin Jacoby	2	Light Heavyweight Bout	57/19	-21	0	17/55	2/2	0/0	59/21	17/2/0	4:10 [83%]	61.2
May 01, 2021	Dustin Jacoby	3	Light Heavyweight Bout	64/26	-7	0	22/60	4/4	0/0	83/45	22/4/0	4:42 [94%]	70.2
Oct 24, 2020	Magomed Ankalaev	1	Light Heavyweight Bout	36/11	-10	0	11/36	0/0	0/0	36/11	11/0/0	4:19 [100%]	38.2
Feb 29, 2020	Magomed Ankalaev	1	Light Heavyweight Bout	11/5	-3	0	5/11	0/0	0/0	11/5	5/0/0	0:38 [100%]	118.4
Sep 28, 2019	Khalil Rountree Jr.	1	Light Heavyweight Bout	26/15	10	0	1/5	1/2	13/19	27/16	1/1/13	1:15 [48%]	12.0
Apr 27, 2019	Glover Teixeira	1	Light Heavyweight Bout	79/43	33	0	22/51	10/13	11/15	79/43	22/10/11	4:30 [90%]	73.3
Apr 27, 2019	Glover Teixeira	2	Light Heavyweight Bout	56/31	11	0	21/43	10/12	0/1	56/31	21/10/0	3:35 [99%]	87.9
Jul 28, 2018	Gadzhimurad Antigulov	1	Light Heavyweight Bout	46/40	28	0	2/4	38/42	0/0	46/40	2/38/0	3:57 [89%]	7.6
Jun 10, 2017	Henrique da Silva	1	Light Heavyweight Bout	18/15	14	1	4/6	0/0	11/12	18/15	4/0/11	0:13 [59%]	276.9
Dec 03, 2016	Jared Cannonier	1	Light Heavyweight Bout	53/24	13	0	13/31	6/9	5/13	54/25	13/6/5	2:40 [53%]	73.1

Date	Opponent	R	WC	SS T/L	Diff	KD	Dist	Clin	Gnd	Tot T/L	Tot D/C/G	StrTime [%clk]	Stand/15 *
Dec 03, 2016	Jared Cannonier	2	Light Heavyweight Bout	18/8	-13	0	1/8	2/3	5/7	23/12	1/2/5	2:48 [56%]	5.4
Dec 03, 2016	Jared Cannonier	3	Light Heavyweight Bout	71/13	-14	0	11/64	2/7	0/0	71/13	11/2/0	4:47 [96%]	34.5
Oct 01, 2016	Jonathan Wilson	1	Light Heavyweight Bout	82/29	19	0	20/65	9/17	0/0	83/30	20/9/0	4:56 [99%]	60.8
Oct 01, 2016	Jonathan Wilson	2	Light Heavyweight Bout	117/36	24	0	30/99	6/18	0/0	119/38	30/6/0	4:57 [99%]	90.9
Oct 01, 2016	Jonathan Wilson	3	Light Heavyweight Bout	84/24	16	0	18/76	6/8	0/0	84/24	18/6/0	4:59 [100%]	54.2
Jun 18, 2016	Misha Cirkunov	1	Light Heavyweight Bout	58/10	-11	0	8/55	1/2	1/1	58/10	8/1/1	4:51 [97%]	24.7
Jun 18, 2016	Misha Cirkunov	2	Light Heavyweight Bout	46/11	-8	0	9/44	2/2	0/0	47/12	9/2/0	5:00 [100%]	27.0
Jun 18, 2016	Misha Cirkunov	3	Light Heavyweight Bout	11/3	-1	0	3/11	0/0	0/0	11/3	3/0/0	1:22 [100%]	32.9

B — Defensive Significant Strikes — Ion Cutelaba

Absorbed mirror. Abs T/L = opponent thrown/landed on subject. KD↓ = knockdowns absorbed. Abs/15 = distance sig absorbed per 15 min of striking time.

Date	Opponent	R	WC	Abs T/L	Diff	KD↓	Dist	Clin	Gnd	Tot Abs	Tot D/C/G	StrTime [%clk]	Abs/15*
Jun 20, 2026	Navajo Stirling	1	Light Heavyweight Bout	24/16	-10	0	15/22	1/2	0/0	31/23	15/1/0	3:07 [62%]	72.2
Jun 20, 2026	Navajo Stirling	2	Light Heavyweight Bout	46/36	-23	0	16/22	0/0	20/24	46/36	16/0/20	2:15 [67%]	106.7
Mar 14, 2026	Oumar Sy	1	Light Heavyweight Bout	11/5	9	0	5/11	0/0	0/0	11/5	5/0/0	1:57 [44%]	38.5
May 10, 2025	Modestas Bukauskas	1	Light Heavyweight Bout	34/12	5	0	12/34	0/0	0/0	34/12	12/0/0	5:00 [100%]	36.0
May 10, 2025	Modestas Bukauskas	2	Light Heavyweight Bout	32/16	9	0	15/31	1/1	0/0	34/18	15/1/0	4:02 [81%]	55.8
May 10, 2025	Modestas Bukauskas	3	Light Heavyweight Bout	26/16	0	0	15/25	1/1	0/0	32/22	15/1/0	3:37 [72%]	62.2
Feb 22, 2025	Ibo Aslan	1	Light Heavyweight Bout	30/15	-1	0	12/27	3/3	0/0	30/15	12/3/0	1:45 [61%]	102.9
Sep 28, 2024	Ivan Erslan	1	Light Heavyweight Bout	39/24	-6	0	21/35	3/4	0/0	40/25	21/3/0	4:35 [92%]	68.7

Date	Opponent	R	WC	Abs T/L	Diff	KD↓	Dist	Clin	Gnd	Tot Abs	Tot D/C/G	StrTime [%clk]	Abs/15*
Sep 28, 2024	Ivan Erslan	2	Light Heavyweight Bout	27/14	10	0	12/25	2/2	0/0	31/17	12/2/0	3:53 [78%]	46.4
Sep 28, 2024	Ivan Erslan	3	Light Heavyweight Bout	3/1	2	0	0/1	0/0	1/2	30/21	0/0/1	4:33 [91%]	0.0
Mar 09, 2024	Philipe Lins	1	Light Heavyweight Bout	50/33	-10	0	32/47	1/3	0/0	51/34	32/1/0	4:59 [100%]	96.3
Mar 09, 2024	Philipe Lins	2	Light Heavyweight Bout	29/19	-6	0	13/21	1/1	5/7	32/22	13/1/5	4:47 [96%]	40.8
Mar 09, 2024	Philipe Lins	3	Light Heavyweight Bout	36/15	-4	0	12/32	3/4	0/0	38/17	12/3/0	4:58 [99%]	36.2
Apr 15, 2023	Tanner Boser	1	Light Heavyweight Bout	16/5	25	0	5/16	0/0	0/0	16/5	5/0/0	1:48 [86%]	41.7
Nov 19, 2022	Kennedy Nzechukwu	1	Light Heavyweight Bout	6/2	3	0	2/6	0/0	0/0	6/2	2/0/0	1:28 [29%]	20.4
Nov 19, 2022	Kennedy Nzechukwu	2	Light Heavyweight Bout	36/22	-18	1	13/26	0/0	9/10	36/22	13/0/9	1:02 [100%]	188.7
Sep 10, 2022	Johnny Walker	1	Light Heavyweight Bout	3/3	0	0	1/1	1/1	1/1	21/17	1/1/1	2:35 [56%]	5.8
May 14, 2022	Ryan Spann	1	Light Heavyweight Bout	11/4	-2	0	4/11	0/0	0/0	12/5	4/0/0	1:11 [50%]	50.7
Sep 18, 2021	Devin Clark	1	Light Heavyweight Bout	19/11	36	0	8/14	3/5	0/0	29/18	8/3/0	2:52 [57%]	41.9
Sep 18, 2021	Devin Clark	2	Light Heavyweight Bout	13/3	8	0	3/12	0/1	0/0	39/23	3/0/0	1:36 [32%]	28.1
Sep 18, 2021	Devin Clark	3	Light Heavyweight Bout	20/9	-3	0	1/6	5/7	3/7	62/43	1/5/3	1:44 [35%]	8.7
May 01, 2021	Dustin Jacoby	1	Light Heavyweight Bout	19/11	15	0	10/17	1/2	0/0	19/11	10/1/0	1:41 [34%]	89.1
May 01, 2021	Dustin Jacoby	2	Light Heavyweight Bout	68/40	-21	0	40/67	0/1	0/0	71/43	40/0/0	4:10 [83%]	144.0
May 01, 2021	Dustin Jacoby	3	Light Heavyweight Bout	61/33	-7	0	30/58	2/2	1/1	74/46	30/2/1	4:42 [94%]	95.7
Oct 24, 2020	Magomed Ankalaev	1	Light Heavyweight Bout	41/21	-10	2	14/31	1/1	6/9	41/21	14/1/6	4:19 [100%]	48.6
Feb 29, 2020	Magomed Ankalaev	1	Light Heavyweight Bout	12/8	-3	0	8/12	0/0	0/0	12/8	8/0/0	0:38 [100%]	189.5

Date	Opponent	R	WC	Abs T/L	Diff	KD↓	Dist	Clin	Gnd	Tot Abs	Tot D/C/G	StrTime [%clk]	Abs/15*
Sep 28, 2019	Khalil Rountree Jr.	1	Light Heavyweight Bout	12/5	10	0	3/7	2/5	0/0	12/5	3/2/0	1:15 [48%]	36.0
Apr 27, 2019	Glover Teixeira	1	Light Heavyweight Bout	22/10	33	0	5/17	5/5	0/0	24/12	5/5/0	4:30 [90%]	16.7
Apr 27, 2019	Glover Teixeira	2	Light Heavyweight Bout	35/20	11	0	11/21	4/6	5/8	39/23	11/4/5	3:35 [99%]	46.0
Jul 28, 2018	Gadzhimurad Antigulov	1	Light Heavyweight Bout	18/12	28	0	0/2	9/10	3/6	22/16	0/9/3	3:57 [89%]	0.0
Jun 10, 2017	Henrique da Silva	1	Light Heavyweight Bout	2/1	14	0	1/2	0/0	0/0	2/1	1/0/0	0:13 [59%]	69.2
Dec 03, 2016	Jared Cannonier	1	Light Heavyweight Bout	17/11	13	0	9/15	2/2	0/0	22/16	9/2/0	2:40 [53%]	50.6
Dec 03, 2016	Jared Cannonier	2	Light Heavyweight Bout	25/21	-13	0	12/16	4/4	5/5	42/36	12/4/5	2:48 [56%]	64.3
Dec 03, 2016	Jared Cannonier	3	Light Heavyweight Bout	52/27	-14	0	20/43	7/9	0/0	57/31	20/7/0	4:47 [96%]	62.7
Oct 01, 2016	Jonathan Wilson	1	Light Heavyweight Bout	30/10	19	0	10/29	0/1	0/0	32/12	10/0/0	4:56 [99%]	30.4
Oct 01, 2016	Jonathan Wilson	2	Light Heavyweight Bout	31/12	24	0	12/28	0/3	0/0	31/12	12/0/0	4:57 [99%]	36.4
Oct 01, 2016	Jonathan Wilson	3	Light Heavyweight Bout	17/8	16	0	8/17	0/0	0/0	17/8	8/0/0	4:59 [100%]	24.1
Jun 18, 2016	Misha Cirkunov	1	Light Heavyweight Bout	41/21	-11	0	18/36	3/5	0/0	42/22	18/3/0	4:51 [97%]	55.7
Jun 18, 2016	Misha Cirkunov	2	Light Heavyweight Bout	44/19	-8	0	13/36	6/8	0/0	53/28	13/6/0	5:00 [100%]	39.0
Jun 18, 2016	Misha Cirkunov	3	Light Heavyweight Bout	9/4	-1	0	4/9	0/0	0/0	11/5	4/0/0	1:22 [100%]	43.9

C — Offensive Takedowns — Ion Cutelaba

Opp TD allwd/f = opponent career takedowns absorbed ÷ UFC fights. Opp Career TDD% = 1 – (TD landed on them / TD attempted on them).

Date	Opponent	R	Res	TD A/L	Opp TD allwd/f	CTRL	Sub	Rev	Opp Career TDD%
Jun 20, 2026	Navajo Stirling	—	L	7/5	1.67	3:01	1	2	69.7%
Mar 14, 2026	Oumar Sy	—	W	2/1	0.17	2:27	1	0	66.7%
May 10, 2025	Modestas Bukauskas	—	L	4/0	0.57	2:21	0	0	77.8%
Feb 22, 2025	Ibo Aslan	—	W	4/2	0.40	1:06	1	0	87.5%
Sep 28, 2024	Ivan Erslan	—	W	12/3	2.00	1:59	0	0	70.4%
Mar 09, 2024	Philipe Lins	—	L	1/0	0.00	0:16	0	0	100.0%

Date	Opponent	R	Res	TD A/L	Opp TD allwd/f	CTRL	Sub	Rev	Opp Career TDD%
Apr 15, 2023	Tanner Boser	—	W	1/1	0.58	0:17	0	0	69.6%
Nov 19, 2022	Kennedy Nzechukwu	—	L	8/2	0.94	3:32	0	0	80.8%
Sep 10, 2022	Johnny Walker	—	L	1/1	0.50	2:02	0	0	50.0%
May 14, 2022	Ryan Spann	—	L	3/3	1.12	1:11	0	0	50.0%
Sep 18, 2021	Devin Clark	—	W	12/8	0.82	8:48	0	0	58.8%
May 01, 2021	Dustin Jacoby	—	D	19/9	1.11	4:27	0	0	57.4%
Oct 24, 2020	Magomed Ankalaev	—	L	0/0	0.18	0:00	0	0	87.5%
Feb 29, 2020	Magomed Ankalaev	—	L	0/0	0.18	0:00	0	0	87.5%
Sep 28, 2019	Khalil Rountree Jr.	—	W	5/4	0.78	1:20	0	0	58.8%
Apr 27, 2019	Glover Teixeira	—	L	0/0	1.17	0:32	0	0	60.3%
Jul 28, 2018	Gadzhimurad Antigulov	—	W	0/0	0.17	0:28	0	0	0.0%
Jun 10, 2017	Henrique da Silva	—	W	0/0	1.00	0:09	0	0	25.0%
Dec 03, 2016	Jared Cannonier	—	L	7/6	1.19	4:45	0	0	64.8%
Oct 01, 2016	Jonathan Wilson	—	W	1/0	0.25	0:08	0	0	80.0%
Jun 18, 2016	Misha Cirkunov	—	L	1/0	0.23	0:09	0	0	76.9%

Above-expected TD (C) — Ion Cutelaba

Landed ≥1 TD vs historically strong career TDD (≥70%): Ibo Aslan (Feb 22, 2025) TD 2/4 vs career TDD 87.5%; Ivan Erslan (Sep 28, 2024) TD 3/12 vs career TDD 70.4%; Kennedy Nzechukwu (Nov 19, 2022) TD 2/8 vs career TDD 80.8%.

D — Defensive Grappling — Ion Cutelaba

TD ag = takedown attempts/landed against subject. CTRL ag = opponent control. Fight TDD% = stuff rate in that fight; Opp TD Acc = opponent career offensive TD accuracy. Teal wash = opponent landed ≥1 TD despite subject's strong career TDD.

Date	Opponent	R	Res	TD ag A/L	CTRL ag	Sub ag	Rev ag	Fight TDD%	Opp TD Acc	Opp TD/f
Jun 20, 2026	Navajo Stirling	—	L	1/0	1:53	0	2	100.0%	—	0.67
Mar 14, 2026	Oumar Sy	—	W	1/0	0:18	0	0	100.0%	—	1.67
May 10, 2025	Modestas Bukauskas	—	L	0/0	1:26	0	0	—	—	0.14
Feb 22, 2025	Ibo Aslan	—	W	0/0	0:00	0	0	—	—	0.00
Sep 28, 2024	Ivan Erslan	—	W	2/1	5:19	0	1	50.0%	—	0.75
Mar 09, 2024	Philipe Lins	—	L	7/2	5:34	0	0	71.4%	—	1.17
Apr 15, 2023	Tanner Boser	—	W	0/0	0:00	0	0	—	—	0.25
Nov 19, 2022	Kennedy Nzechukwu	—	L	1/0	1:14	0	0	100.0%	—	0.31
Sep 10, 2022	Johnny Walker	—	L	1/1	2:10	3	1	0.0%	—	0.11
May 14, 2022	Ryan Spann	—	L	0/0	0:04	1	0	—	—	0.47
Sep 18, 2021	Devin Clark	—	W	6/1	1:58	0	0	83.3%	—	1.65
May 01, 2021	Dustin Jacoby	—	D	3/1	1:32	0	0	66.7%	—	0.17
Oct 24, 2020	Magomed Ankalaev	—	L	0/0	0:05	0	0	—	—	0.71
Feb 29, 2020	Magomed Ankalaev	—	L	0/0	0:00	0	0	—	—	0.71
Sep 28, 2019	Khalil Rountree Jr.	—	W	0/0	0:00	0	0	—	—	0.00
Apr 27, 2019	Glover Teixeira	—	L	7/0	1:02	1	0	100.0%	—	1.57
Jul 28, 2018	Gadzhimurad Antigulov	—	W	8/3	3:20	0	0	62.5%	—	1.17
Jun 10, 2017	Henrique da Silva	—	W	0/0	0:00	0	0	—	—	0.17
Dec 03, 2016	Jared Cannonier	—	L	2/0	3:10	0	0	100.0%	—	0.71
Oct 01, 2016	Jonathan Wilson	—	W	0/0	0:25	0	0	—	—	0.25
Jun 18, 2016	Misha Cirkunov	—	L	3/1	1:14	1	0	66.7%	—	1.31

Thanks for Reading — Next Steps

Continue with FightingStats

- Bets, predictions & tape breakdowns → patreon.com/FightingStats
- Generate your own interactive matchups → fightingstats.com
- Public records & results → fightingstats.com/results

Bankroll Tracker Results

Pulled at build from **bankroll-10232026** (year sheets + all-time rollup). Figures are not hardcoded in the template.

Period	W-L	Profit	Units	ROI
2024	386-648	$61,106	+122.2u	14.7%
2025	716-989	$183,271	+366.5u	25.6%
2026 YTD	807-888	$48,812	+122.5u	7.8%
All-time since 2024	1909-2525	$293,189	+611.2u	16.7%
2026 Live Betting	272-197	$31,001	+65.9u	13.8%

Follow FightingStats & Art

@FightingStatsCom · @fightingstats · @FightingStatsCo · @fightingstatsco · Art on X: @MrElectricute · Site: fightingstats.com · Patreon

About the Author — Art C



Art C is a professional sports bettor with **20+ years** of experience, specializing in **UFC / MMA**. He spends **20+ hours per week** on stats and tape study. Tape breakdowns live on Patreon; the analysis drives the results shown above.

@MrElectricute · Patreon · fightingstats.com