FIGHTING STATS

Customer Matchup Package

Bruno Silva vs **Jafel Filho**

UFC Fight Night — Flyweight

Prelims

UFC Fight Night: Adesanya vs Magomedov · Dec 5, 2026

Inside this report

Matchup Brief — Bruno Silva vs Jafel Filho
Scouting Report — Bruno Silva
Scouting Report — Jafel Filho
Matchup Board A — Silva OFFENSE vs Filho DEFENSE
Matchup Board B — Silva DEFENSE vs Filho OFFENSE
Tale of the Tape
Career Striking Breakdown (multi-column)
Grappling Breakdown & Matchup Implications
Filho Leg Output vs Silva Leg Absorption
Filho Leg Offense — Round × Opponent
Silva Leg Defense — Absorbed (Round × Opponent)
Silva Leg Offense — Round × Opponent
Filho Leg Defense — Absorbed (Round × Opponent)
Opponent Career Historical Avg — Leg Sig Absorbed
Flyweight Division Context
Bruno Silva — A/B/C/D Fight Tables
Jafel Filho — A/B/C/D Fight Tables
Results & About FightingStats

Data as of 2026-11-19 · UFC career statistics

JOIN FOR FREE

This FightingStats report is available for FREE at Patreon.com/FightingStats for a limited time

JOIN FOR FREE

https://www.patreon.com/FightingStats

Build your own custom matchups at fightingstats.com (interactive matchups)

Public results: fightingstats.com/results

All-time since 2024: up +611.2 units at 16.7% ROI

Follow Fighting Stats

YT @FightingStatsCom IG @fightingstats X @FightingStatsCo TT @fightingstatsco

MATCHUP BRIEF — Silva vs Filho

Matchup Brief — Bruno Silva vs Jafel Filho

Fighting Stats Dashboard stats updated: 2026-11-16 pull (UFC Stats commit 96adace8, 2026-11-15 data refresh; UFC Stats data through UFC 334: Gane vs. Hokit, Nov 14, 2026) **Research as-of:** 2026-11-19 **Bout:** Flyweight — **Bruno Silva (Blue)** vs **Jafel Filho (Red)** — UFC Fight Night: Adesanya vs. Magomedov (Prelims), Sat Dec 5, 2026, The Venue, Riyadh, Saudi Arabia (UFC.com venue name; Tapology, Sherdog and Wikipedia list ANB Arena)

1. Quick Tape

Bruno Silva (Blue)		Jafel Filho (Red)
15-9-2 (1 NC) (UFC **5-6, 1 NC**)	**Record**	**17-5-0** (UFC **3-3**)
36 on fight night (DOB Mar 16, 1990)	**Age**	**33** on fight night (DOB May 5, 1993)
5' 4" / 65"	**Height / Reach**	5' 7" / 68"
Orthodox	**Stance**	Orthodox
Fight Ready	**Gym**	Nova União
Unranked (FLW)	**Ranking**	Unranked (FLW)
L2	**Streak**	L1
Edgar Chairez — Submission (Rear-Naked Choke) L (Jun 6, 2026)	**Last fight**	Cody Durden — Decision (Unanimous) L (Apr 25, 2026)
Pro: 6 KO / 5 SUB / 4 DEC	**Win methods**	Pro: 5 KO / 11 SUB / 1 DEC
Yes (3 KO/TKO, 2 SUB, 4 DEC losses)	**Finished before?**	Yes (0 KO/TKO, 2 SUB, 3 DEC losses)
~6.0 months (182 days)	**Layoff into this bout**	**~7.4 months** (224 days)
Flyweight; his UFC debut vs. Khalid Taha was at bantamweight (UFC Stats)	**Weight history**	Flyweight; his last fight vs. Cody Durden (Apr 2026) was at bantamweight (UFC Stats)

2. Statistical Edges (UFC — UFC Stats)

Flyweight division averages from UFC Stats (n=152 with metrics). Silva's UFC Stats numbers were filtered to the flyweight Bruno Silva (294aa73dbf37d281); the middleweight with the same name is excluded.

Silva (12, 123.7 min)	Metric	Filho (6, 57.1 min)	Edge
3.95 (pctl 80)	**SLpM**	1.63 (pctl 13)	Silva
4.72 (pctl 17)	**SApM**	1.52 (pctl 97)	Filho
51.4% (pctl 86)	**Str Acc**	40.1% (pctl 35)	Silva
51.4% (pctl 30)	**Str Def**	52.2% (pctl 34)	Filho
24.2% (pctl 25)	**TD Acc**	56.2% (pctl 87)	Filho
72.0% (pctl 72)	**TD Def**	47.4% (pctl 27)	Silva
3:00 (pctl 62)	**CTRL /15**	4:27 (pctl 80)	Filho
1:24 (pctl 80)	**CTRL against /15**	5:45 (pctl 11)	Silva
0.85 (pctl 93)	**KD rate /15**	0.00 (pctl 0)	Silva

Silva (12, 123.7 min)	Metric	Filho (6, 57.1 min)	Edge
0.85 (pctl 11)	**KD absorbed /15**	0.26 (pctl 47)	Filho
1.94 (16/66)	**TD Avg /15**	2.36 (9/16)	Filho
0.24	**Sub Avg /15**	1.84	Filho
Distance 85.7% / Clinch 5.7% / Ground 8.6%	**Position share (sig landed)**	Distance 63.4% / Clinch 15.1% / Ground 21.5%	—

3. Style Clash (sourced, how they normally win)

Silva path (how he has been winning): Four straight finishes from 2021 to 2024 (three KO/TKO, one technical RNC), all with Performance of the Night bonuses; since then 1-4, with an RNC of HyunSung Park the only win.

Filho path (how he has been winning): First-round submissions (arm-triangle, RNC, kimura) in all three UFC wins; his losses are a late submission and two decisions.

Central tension: Silva's power, takedowns and top control against Filho's submissions, including off his back (the Carpenter kimura came from bottom half guard).

Physicals + stance: Filho is 5'7" with a 68" reach (UFC Stats; UFC.com lists 68.5"); Silva is 5'4" with a 65" reach. Both orthodox (UFC Stats).

Shared opponents / links: Both have fought Cody Durden: Silva stopped him (R2 TKO, Jul 2024), Filho lost a decision to him at bantamweight (Apr 2026).

4. Optimal Matchup Path (keys — not picks)

For Silva (Blue)

- Land first; his knockdowns (seven in the UFC) are his finishing tool.
- Avoid scrambles where Filho can attack the neck or arms.

For Filho (Red)

- Hunt submissions in round one, where all his UFC wins came.
- Stay off the fence and avoid long exchanges; Silva has the higher UFC striking volume.

Expectation-break watch: Silva's recent durability (six knockdowns absorbed in five fights) vs. Filho's return to flyweight after a bantamweight loss.

5. Last Five Fights (dates + time between)

Silva — last 5

#	Date	Opponent	Result	Method	Time since prior
1	**Jun 6, 2026**	Edgar Chairez (UFC Fight Night 278 - Muhammad vs. Bonfim)	L	Submission (Rear-Naked Choke) R1	**84 days** after Johnson
2	**Mar 14, 2026**	Charles Johnson (UFC Fight Night 269 - Emmett vs. Vallejos)	L	Decision (Split)	**147 days** after Park
3	**Oct 18, 2025**	Hyun Sung Park (UFC Fight Night 262 - De Ridder vs. Allen)	W	Submission (Rear-Naked Choke) R3	**133 days** after Van
4	**Jun 7, 2025**	Joshua Van (UFC 316 - Dvalishvili vs. O'Malley 2)	L	TKO (Punches) R3	**175 days** after Kape
5	**Dec 14, 2024**	Manel Kape (UFC on ESPN 63 - Covington vs. Buckley)	L	TKO (Body Kick and Punches) R3	**147 days** after Durden

Into UFC Fight Night: Adesanya vs. Magomedov (Dec 5, 2026): 182 days (~6.0 months) since Chairez.

Filho — last 5

#	Date	Opponent	Result	Method	Time since prior
1	**Apr 25, 2026**	Cody Durden (UFC Fight Night 274 - Sterling vs. Zalal)	L	Decision (Unanimous)	**196 days** after Carpenter
2	**Oct 11, 2025**	Clayton Carpenter (UFC Fight Night 261 - Oliveira vs. Gamrot)	W	Submission (Kimura) R1	**133 days** after Nascimento
3	**May 31, 2025**	Allan Nascimento (UFC on ESPN 68 - Blanchfield vs. Barber)	L	Decision (Unanimous)	**441 days** after Osbourne
4	**Mar 16, 2024**	Ode Osbourne (UFC Fight Night 239 - Tuivasa vs. Tybura)	W	Submission (Rear-Naked Choke) R1	**238 days** after Barez
5	**Jul 22, 2023**	Daniel Barez (UFC Fight Night 224 - Aspinall vs. Tybura)	W	Submission (Arm-Triangle Choke) R1	**126 days** after Mokaev

Into UFC Fight Night: Adesanya vs. Magomedov (Dec 5, 2026): 224 days (~7.4 months) since Durden.

6. Betting Snapshot

Disclaimer: Informational only. **Not betting advice.** As-of **2026-11-19**.

Source	Silva	Filho
UFC.com	no odds listed	no odds listed
Tapology community picks	36%	64%

7. Social Handles

Fighter	Instagram	X / Other	Notes
Bruno Silva	@brunobulldogufc	@brunobulldogufc	Linked from the UFC.com athlete page
Jafel Filho	@jafelfilho_ufc	@JafelFilho	Linked from the UFC.com athlete page

No invented posts.

8. Sources

- Full reports: `bruno-silva-scouting-report-2026-11-19.md`, `jafel-filho-scouting-report-2026-11-19.md`
- UFC Stats (UFC Stats scrape): 2026-11-16 pull (UFC Stats commit 96adace8, 2026-11-15 data refresh; UFC Stats data through UFC 334: Gane vs. Hokit, Nov 14, 2026)
- UFC.com event page (https://www.ufc.com/event/ufc-fight-night-december-05-2026) and athlete pages; Sherdog fighter records; Tapology event page; Wikipedia
- Wikipedia event page (https://en.wikipedia.org/wiki/UFC_Fight_Night:_Adesanya_vs._Magomedov), checked 2026-11-19
- UFC.com event page (https://www.ufc.com/event/ufc-fight-night-december-05-2026), checked 2026-11-19 — no odds listed for this bout
- Tapology event page (https://www.tapology.com/fightcenter/events/148816-ufc-fight-night), checked 2026-11-19 — community picks, heights/reach
- UFC Stats fighter pages — http://ufcstats.com/fighter-details/294aa73dbf37d281 (Silva) and http://ufcstats.com/fighter-details/65adf3856c4d9256 (Filho)

Fighting Stats. Compact matchup package. As-of 2026-11-19.



SCOUTING REPORT — Bruno Silva (Blue)

Bruno Silva — Professional Scouting Report

Fighting Stats As-of: 2026-11-19 **Dashboard stats updated:** 2026-11-16 pull (UFC Stats commit 96adace8, 2026-11-15 data refresh; UFC Stats data through UFC 334: Gane vs. Hokit, Nov 14, 2026) **Slug:** `bruno-silva`

Fighter Header / Tombstone

Field	Detail
Full Name	Bruno Gustavo Aparecido da Silva (Wikipedia); billed as Bruno Silva
Nickname	Bulldog
Weight Class & Ranking	Flyweight — unranked (no ranking shown on the UFC.com event page)
Record	**15-9-2 (1 NC)** (Sherdog); **UFC 5-6-0 (1 NC)** (UFC Stats); this is the **flyweight** Bruno "Bulldog" Silva (UFC Stats 294aa73dbf37d281, 5'4", DOB Mar 16, 1990), not middleweight Bruno "Blindado" Silva (UFC Stats 12ebd7d157e91701)
DOB / Age	Mar 16, 1990 / **36** (as of 2026-11-19; **36** on fight night Dec 5, 2026)
Birthplace	Piracicaba, São Paulo, Brazil (UFC.com hometown; Wikipedia)
Fights Out Of	Arizona, USA (moved there in 2015 to train at Fight Ready, per Wikipedia)
Gym	Fight Ready (UFC.com); Sherdog lists American Top Team — source conflict
Height / Reach	5' 4" / 65"
Stance	Orthodox (UFC Stats TOTT)
UFC	UFC
UFC Stats	UFC Stats
Sherdog	Sherdog

1. Early Life and Athletic Background

Born Mar 16, 1990 and raised in Piracicaba, Brazil, with one sister and one brother. He played several sports as a child, trained capoeira from about age ten and began MMA at 19 (Wikipedia). UFC.com says the nickname came from his BJJ master "for being very short, but good at fighting", and lists him as a longtime training partner of former two-division champion Henry Cejudo.

Sources: Wikipedia (Bruno Gustavo da Silva); UFC.com athlete page

2. Training Gym, Coaches, and Training Partners

- **Fight Ready (Arizona)** is his gym on UFC.com; Wikipedia says he moved to Arizona in 2015 to train there. Sherdog's profile lists American Top Team — source conflict.
- UFC.com lists his fighting style as **Grappler**; five of his wins are submissions (four RNCs) and six are KOs (UFC.com).

Sources: UFC.com athlete page; Wikipedia (Bruno Gustavo da Silva); Sherdog

2B. Social Media Deep Dive

Platform	Handle / URL	Status (as of 2026-11-19)
Instagram	@brunobulldogufc	Linked from the UFC.com athlete page
X	@brunobulldogufc	Linked from the UFC.com athlete page

Posts that matter (sourced, not invented captions):

- No public injury, camp-change or withdrawal posts located for this fight week as of 2026-11-19.

3. Injury History and Medical Information

Documented items:

- **Mar 2025:** pulled out of the UFC 313 bout with Joshua Van with an injury; the fight was rebooked for UFC 316 (Wikipedia).
- **Debut (2019):** UFC.com's Q&A quotes him saying he was injured and fighting a division up for his debut vs. Khalid Taha (bantamweight, UFC 243).
- **Damage taken:** UFC Stats credits opponents with six knockdowns against him across his last five fights (Kape 1, Van 3, Chairez 2).
- **Opponent changes:** Lone'er Kavanagh withdrew from their Mar 2026 bout; Charles Johnson replaced him (Wikipedia).
- **Longest gap between pro bouts: 658 days** (May 22, 2021 → Mar 11, 2023) (Sherdog dates).
- **Knockdowns absorbed in the UFC:** UFC Stats credits opponents with **7** knockdowns against Silva in 12 UFC fights.
- **Into UFC Fight Night: Adesanya vs. Magomedov (Dec 5, 2026): 182 days** since the last bout (Jun 6, 2026). Active on UFC.com and booked; no public injury disclosure for this camp located beyond the items above.

No medical clearance claim beyond public activity and the confirmed booking.

Sources: Wikipedia (Bruno Gustavo da Silva); UFC.com athlete page; UFC Stats

4. Professional Fight Promotions and Career Trajectory

Turned pro in Feb 2011 and went 7-2-1 on Brazilian regional shows (CBKK Kyokushinkaikan circuit, Team Nogueira cards, Talent MMA Circuit) before trying out for The Ultimate Fighter: Brazil 4 in late 2014. On the show he beat Gustavo Sedório by TKO (jaw injury) and lost to Dileno Lopes by first-round submission in the quarterfinals (exhibitions, not on his pro record). He moved to Arizona in 2015 and went 3-1-1, winning the World Fighting Federation flyweight title and drawing with future UFC fighter Casey Kenney at LFA 11 (Wikipedia; Sherdog). His UFC debut against Khalid Taha (UFC 243, Oct 5, 2019) was first scored a submission loss, then overturned to a no contest after Taha tested positive for furosemide. He then lost decisions to David Dvorák and Tagir Ulanbekov before four straight finishes, all Performance of the Night awards: JP Buys (TKO), Victor Rodriguez (KO at 1:00), Tyson Nam (technical RNC) and Cody Durden (TKO). Since 2024 he is 1-4: TKO losses to Manel Kape and Joshua Van, an RNC win over HyunSung Park, a split-decision loss to Charles Johnson and an RNC loss to Edgar Chairez (Wikipedia; UFC Stats).

Sources: Wikipedia (Bruno Gustavo da Silva); Sherdog; UFC.com athlete page; UFC Stats

5. Professional Record and Method Breakdown

Method pies — counts (overall pro — Sherdog)

Wins (15): KO/TKO **6** (40%) · Submission **5** (33%) · Decision **4** (27%) **Losses (9):** KO/TKO **3** (33%) · Submission **2** (22%) · Decision **4** (44%) **Draws:** 2 · **No contests:** 1

UFC wins (5 — UFC Stats): KO/TKO **3** · Submission **2 UFC losses (6):** KO/TKO **2** · Submission **1** · Decision **3**

Finish subtype pies (UFC-only — UFC Stats METHOD+DETAILS)

UFC KO/TKO wins: Punches (Distance) **2** · Punches (Ground / GnP) **1 UFC SUB wins:** Rear Naked Choke **2 UFC finishing losses:** Edgar Chairez (Submission, Rear Naked Choke); Joshua Van (KO/TKO, Punches to Head On Ground); Manel Kape (KO/TKO, Punches to Head At Distance)

Pro win finishes (Sherdog): KO/TKO — Punches **3**, Punch **1**, Spinning Wheel Kick **1**, Doctor Stoppage **1** · Submission — Rear-Naked Choke **4**, unspecified **1**

Complete professional record (Sherdog; UFC rows cross-checked to UFC Stats)

Date	Opponent	Result	Method	R	Event	Opp. UFC rec (at fight)
2026-06-06	Edgar Chairez	**L**	Submission (Rear-Naked Choke)	1	UFC Fight Night 278 - Muhammad vs. Bonfim	3-2-0
2026-03-14	Charles Johnson	**L**	Decision (Split)	3	UFC Fight Night 269 - Emmett vs. Vallejos	7-6-0
2025-10-18	Hyun Sung Park	**W**	Submission (Rear-Naked Choke)	3	UFC Fight Night 262 - De Ridder vs. Allen	—

Date	Opponent	Result	Method	R	Event	Opp. UFC rec (at fight)
2025-06-07	Joshua Van	**L**	TKO (Punches)	3	UFC 316 - Dvalishvili vs. O'Malley 2	6-1-0
2024-12-14	Manel Kape	**L**	TKO (Body Kick and Punches)	3	UFC on ESPN 63 - Covington vs. Buckley	4-3-0
2024-07-20	Cody Durden	**W**	TKO (Punches)	2	UFC on ESPN 60 - Lemos vs. Jandiroba	5-3-1
2023-03-11	Tyson Nam	**W**	Technical Submission (Rear-Naked Choke)	2	UFC Fight Night 221 - Yan vs. Dvalishvili	3-3-0
2021-05-22	Victor Rodriguez	**W**	KO (Punches)	1	UFC Fight Night 188 - Font vs. Garbrandt	0-1-0
2021-03-20	J.P. Buys	**W**	TKO (Punch)	2	UFC on ESPN 21 - Brunson vs. Holland	—
2020-10-10	Tagir Ulanbekov	**L**	Decision (Unanimous)	3	UFC Fight Night 179 - Moraes vs. Sandhagen	0-0-0
2020-03-14	David Dvorak	**L**	Decision (Unanimous)	3	UFC Fight Night 170 - Lee vs. Oliveira	0-0-0
2019-10-05	Khalid Taha	NC	No Contest (Overturned by VPBCSB)	3	UFC 243 - Whittaker vs. Adesanya	1-1-0
2018-10-27	Ralph Acosta	**W**	Decision (Unanimous)	3	WFF 40 - Night of Champions	—
2017-08-19	Joe Madrid	**W**	TKO (Punches)	1	WFF - World Fighting Federation 35	—
2017-05-05	Casey Kenney	D	Draw (Split)	3	LFA 11 - Frincu vs. Mendonca	—
2016-09-10	Adalto Prado	**L**	KO (Head Kick)	1	AFC - Aspera Fighting Championship 44	—
2015-11-07	Matt Betzold	**W**	Decision (Split)	3	WFF - World Fighting Federation 25	—
2014-09-04	Heider Prais	**W**	Submission (Rear-Naked Choke)	3	Team Nogueira - MMA Fight Live	—
2014-04-12	Soslenis Carvalho	**W**	Submission (Rear-Naked Choke)	3	Talent MMA Circuit 8 - Valinhos 2014	—
2013-11-05	Julio Cesar Moraes	**W**	KO (Spinning Wheel Kick)	3	Team Nogueira - MMA Circuit 4	—
2012-09-20	Atila Oliveira Pininga	**W**	Decision (Unanimous)	3	MMA Challenge - Ponte Preta	—
2012-07-27	Zury Valenzuela	D	Draw (Majority)	3	EF 2 - Encontro Fight 2	—
2012-07-14	Wesley Batista	**L**	Decision (Unanimous)	3	CF - Corumbatai Fight	—
2011-12-10	James Carvalho	**W**	TKO (Doctor Stoppage)	1	AFU - Arena Fight Uberlandia 4	—
2011-09-24	Rodrigo Marcos	**L**	Submission (Armbar)	3	HDH 29 - Hombres de Honor 29	—
2011-06-04	Renato Higen Carriel	**W**	Decision (Unanimous)	3	CBKK - Circuito MMA Kyokushinkaikan 2	—

Date	Opponent	Result	Method	R	Event	Opp. UFC rec (at fight)
2011-02-06	Paulo Magueta	**W**	Submission	1	CBKK - Circuito MMA Kyokushinkaikan	—

Record notes: UFC.com, Sherdog and Tapology agree on **15-9-2 (1 NC)**. UFC.com lists his Octagon debut as Sep 7, 2019 — the original UFC 242 date; the bout took place at UFC 243 on Oct 5, 2019 (Wikipedia; UFC Stats). The headline result labels on his UFC.com fight cards read "Win" for the Johnson and Chairez fights, while UFC.com's own fight notes, UFC Stats and Sherdog all record both as losses.

Finish Subtype Trends — Bruno Silva

UFC-only subtypes parsed from UFC Stats METHOD + DETAILS (no invention). **Full pro (Research)** subtypes appear only where the scouting report already states them. Coverage differs for pre-UFC bouts — labels mark the source.

UFC-only win finishes (METHOD + DETAILS)

KO/TKO wins: **3** · Submission wins: **2**

KO/TKO subtypes

Subtype	Wins	Share
Punches (Distance)	2	66.7%
Punches (Ground / GnP)	1	33.3%

Submission subtypes

Subtype	Wins	Share
Rear Naked Choke	2	100.0%

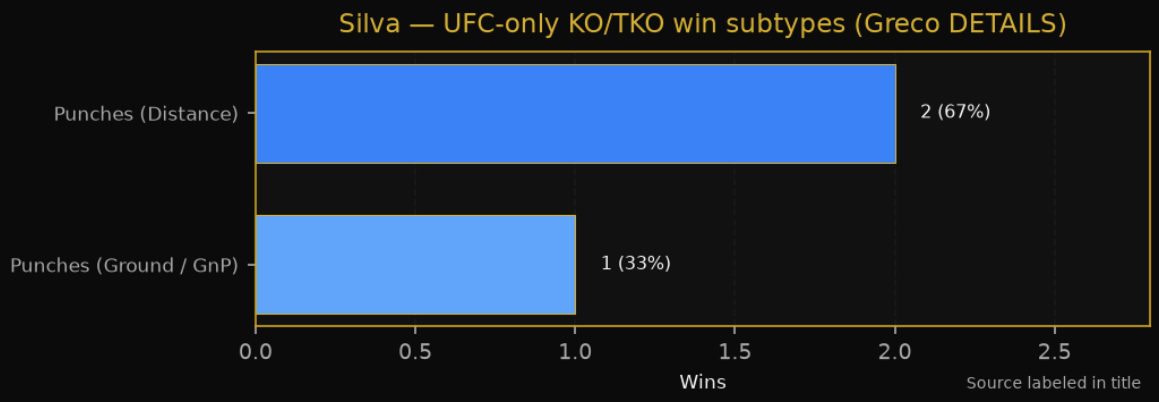

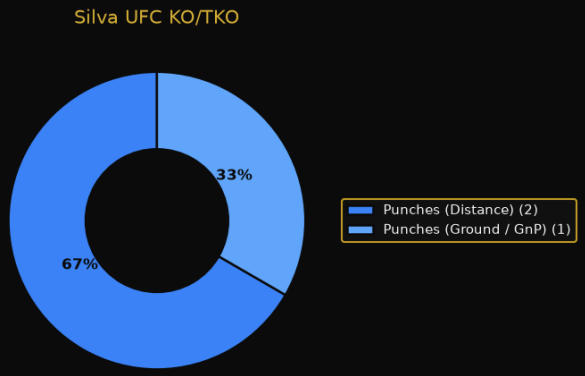

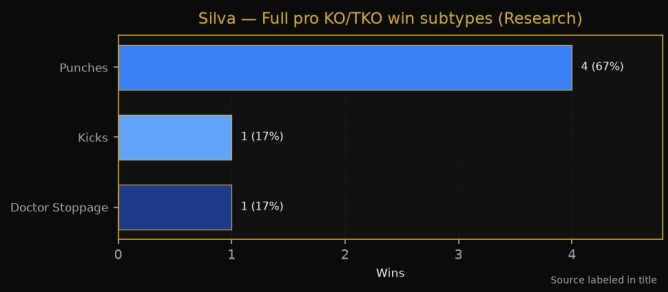

Full pro win finishes (Research Markdown)

KO/TKO wins (Research subtypes): **6** · Submission wins: **5** — includes pre-UFC.

Family	Subtype	Wins	Share	Source
KO/TKO	Punches	4	66.7%	Research
KO/TKO	Kicks	1	16.7%	Research
KO/TKO	Doctor Stoppage	1	16.7%	Research
Submission	Rear Naked Choke	4	80.0%	Research
Submission	Unspecified (no subtype in Research)	1	20.0%	Research

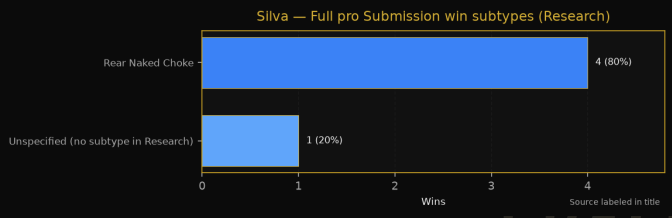

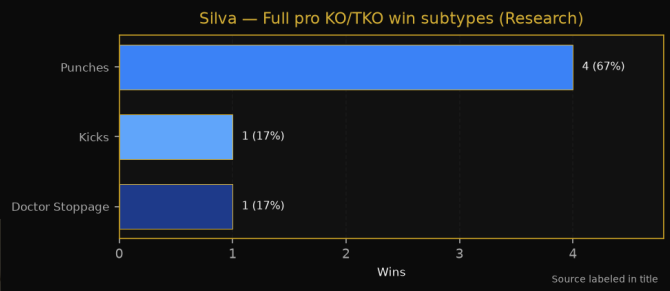

Trend reads

- UFC-only KO/TKO wins (3): top subtype Punches (Distance) (2/3, 66.7%).
- UFC-only submission wins (2): Rear Naked Choke 2/2 (100.0%).
- UFC finishing losses: Punches (Ground / GnP) x1 (KO/TKO); Punches (Distance) x1 (KO/TKO); Rear Naked Choke x1 (Submission).
- Full pro (Research) win finish subtypes -- KO/TKO Punches x4, Kicks x1, Doctor Stoppage x1; SUB Rear Naked Choke x4, Unspecified (no subtype in Research) x1 (includes pre-UFC; Research method strings).
- Pre-UFC / Research-only subtypes not seen in UFC Stats DETAILS: Doctor Stoppage.

UFC finishing losses (for context)

- KO/TKO — Punches (Ground / GnP) ×1
- KO/TKO — Punches (Distance) ×1
- Submission — Rear Naked Choke ×1

BRUNO SILVA — FIGHT NARRATIVES (UFC)

Round stats from UFC Stats; official results from UFC Stats / Sherdog. Most recent 8 of 12 UFC fights shown; the full UFC history is in the record table above.

vs Edgar Chairez (Jun 6, 2026) — L SUB R1 4:13 (Rear Naked Choke) — UFC Fight Night: Muhammad vs. Bonfim (Flyweight)

- **R1: 17/29** significant strikes vs Chairez's 24/44, knocked down **2**×, 0/3 takedowns, controlled for 0:24, Chairez 1 submission attempt.
- **Fight:** 17/29 significant strikes vs 24/44; takedowns 0/3 vs 0/0; control 0:00 vs 0:24; knockdowns 0–2.

vs Charles Johnson (Mar 14, 2026) — L SD (28-29, 29-28, 27-30) — UFC Fight Night: Emmett vs. Vallejos (Flyweight)

- **Context:** Johnson replaced Lone'er Kavanagh (Wikipedia). Judges split 29-28 Silva, 29-28 and 30-27 Johnson (UFC Stats).
- **R1: 12/19** significant strikes vs Johnson's 18/34, 0/2 takedowns, Johnson 0/2 takedowns, **0:53** of control.
- **R2: 27/53** significant strikes vs Johnson's 33/60, 0/3 takedowns, Johnson 0/1 takedowns, **1:21** of control.
- **R3: 34/64** significant strikes vs Johnson's 34/68, 0/3 takedowns, Johnson 0/3 takedowns, **1:29** of control.
- **Fight:** 73/136 significant strikes vs 85/162; takedowns 0/8 vs 0/6; control 3:43 vs 0:06.

vs HyunSung Park (Oct 18, 2025) — W SUB R3 2:15 (Rear Naked Choke) — UFC Fight Night: De Ridder vs. Allen (Flyweight)

- **R1: 20/33** significant strikes vs Park's 10/31, 1/1 takedowns, Park 1/4 takedowns, **0:40** of control, controlled for 0:42.
- **R2: 12/18** significant strikes vs Park's 7/31, **1** knockdown scored, 2/4 takedowns, **3:25** of control.
- **R3: 14/23** significant strikes vs Park's 14/46, 2/4 takedowns, **0:44** of control, 1 submission attempt.
- **Fight:** 46/74 significant strikes vs 31/108; takedowns 5/9 vs 1/4; control 4:49 vs 0:42; knockdowns 1–0.

vs Joshua Van (Jun 7, 2025) — L KO/TKO R3 4:01 (Punches to Head On Ground) — UFC 316: Dvalishvili vs. O'Malley 2 (Flyweight)

- **R1: 22/40** significant strikes vs Van's 28/55, knocked down **1**×, 0/2 takedowns.
- **R2: 22/49** significant strikes vs Van's 52/93, knocked down **2**×, 1/3 takedowns, controlled for 0:55.
- **R3: 32/60** significant strikes vs Van's 45/69, 0/1 takedowns.
- **Fight:** 76/149 significant strikes vs 125/217; takedowns 1/6 vs 0/0; control 0:09 vs 1:01; knockdowns 0–3.

vs Manel Kape (Dec 14, 2024) — L KO/TKO R3 1:57 (Punches to Head At Distance) — UFC Fight Night: Covington vs. Buckley (Flyweight)

- **Context:** Silva was docked a point after three low blows (Wikipedia).
- **R1: 19/34** significant strikes vs Kape's 32/48, 0/2 takedowns.
- **R2: 27/43** significant strikes vs Kape's 39/66, 0/3 takedowns.
- **R3: 11/35** significant strikes vs Kape's 40/54, knocked down **1**×.
- **Fight:** 57/112 significant strikes vs 111/168; takedowns 0/5 vs 0/0; control 0:00 vs 0:01; knockdowns 0–1.

vs Cody Durden (Jul 20, 2024) — W KO/TKO R2 2:58 (Punches to Head From Guard) — UFC Fight Night: Lemos vs. Jandiroba (Flyweight)

- **R1: 22/47** significant strikes vs Durden's 24/57, 0/1 takedowns.
- **R2: 20/26** significant strikes vs Durden's 4/6, **1** knockdown scored, 0/1 takedowns, Durden 1/1 takedowns, controlled for 2:23, Durden 3 submission attempts.
- **Fight:** 42/73 significant strikes vs 28/63; takedowns 0/2 vs 1/1; control 0:23 vs 2:35; knockdowns 1–0.

vs Tyson Nam (Mar 11, 2023) — W SUB R2 1:23 (Rear Naked Choke) — UFC Fight Night: Yan vs. Dvalishvili (Flyweight)

- **R1: 19/36** significant strikes vs Nam's 12/35, 0/1 takedowns.
- **R2: 4/9** significant strikes vs Nam's 0/3, **1** knockdown scored, **0:53** of control, 1 submission attempt.
- **Fight:** 23/45 significant strikes vs 12/38; takedowns 0/1 vs 0/0; control 0:53 vs 0:00; knockdowns 1–0.

vs Victor Rodriguez (May 22, 2021) — W KO/TKO R1 1:00 (Punch to Head At Distance) — UFC Fight Night: Font vs. Garbrandt (Flyweight)

- **Context:** Silva replaced Denys Bondar (Wikipedia); Performance of the Night.
- **R1: 6/12** significant strikes vs Rodriguez's 0/3, **1** knockdown scored.
- **Fight:** 6/12 significant strikes vs 0/3; takedowns 0/0 vs 0/0; control 0:02 vs 0:00; knockdowns 1–0.

Cardio / round trends (UFC Stats, 12 UFC fights): significant strikes landed per round R1 16.7 → R2 16.1 → R3 18.3; absorbed R1 16.1 → R2 18.3 → R3 29.7; control per round R1 0:34 → R2 1:15 → R3 0:47. Rounds sampled — R1: 12, R2: 10, R3: 7.

UFC Stats — Condensed Identity

Field	Value
Nickname (UFC Stats)	Bulldog
DOB (age as of 2026-11-19)	Mar 16, 1990 (**36**)
Height / Weight / Reach	5' 4" / 125 lbs. / 65"
Stance	Orthodox
UFC record	**5-6-0 (1 NC)** (12 timed fights, 123.7 min)

UFC.com's stat panel for this athlete shows SLpM 3.95 and SApM 4.72 — the same as the flyweight-only UFC Stats numbers below, confirming the identity match.

Career rates vs Flyweight division (UFC Stats + division averages, n=152)

Metric	Silva	Div avg		Read
SLpM	**3.95**	3.15	+0.80	Above div avg (pctl 80)
SApM	**4.72**	3.55	+1.17	Below div avg (pctl 17)
SS Acc	**51.4%**	42.4%	+9.0	Above div avg (pctl 86)
SS Def	**51.4%**	55.2%	–3.8	Near div avg (pctl 30)
TD Acc	**24.2%**	33.1%	–8.9	Below div avg (pctl 25)
TDD	**72.0%**	58.0%	+14.0	Above div avg (pctl 72)
CTRL /15	**3:00**	2:43	+0:17	Near div avg (pctl 62)
CTRL against /15	**1:24**	3:22	–1:58	Above div avg (pctl 80)
KD rate /15	**0.85**	0.27	+0.58	Above div avg (pctl 93)
KD absorbed /15	**0.85**	0.50	+0.35	Below div avg (pctl 11)
TD Avg /15	**1.94** (16/66)	—	—	Takedown volume
Sub Avg /15	**0.24** (2 attempts)	—	—	Submission attempts

Striking mix: Head **59.1%** / Body 22.7% / Leg 18.2% of significant strikes landed · Distance 85.7% / Clinch 5.7% / Ground 8.6%. Absorbed mix: Head 67.8% / Body 19.7% / Leg 12.5% · Distance 82.2% / Clinch 10.6% / Ground 7.2%.

6. Fighting Style, Strengths, and How They Win

- **Grappling control:** UFC Stats credits him with 16 takedowns and about 3 minutes of control per 15 minutes; he out-controlled Johnson 3:43 to 0:06 and still lost the split decision.
- **Power:** seven knockdowns scored in 12 UFC fights (UFC Stats); six KO wins overall (UFC.com).
- **Vulnerable late and to volume:** Kape and Van both stopped him in round three, and Van out-landed him 125-76 (UFC Stats).

Sources: UFC Stats; UFC.com athlete page; Wikipedia

Expectation Breaks

- He won four straight UFC fights, all with Performance of the Night bonuses, after starting 0-2 (1 NC) in the UFC (Wikipedia).
- He lost to Charles Johnson by split decision despite 3:43 of control time to 0:06 (UFC Stats).
- He has been knocked down six times in his last five fights and is 1-4 in that span (UFC Stats).

7. Community / Expert Predictions and Sentiment

Label: opinion / media narrative — not facts about fight outcome.

- **Picks:** Tapology community picks favour Filho 64% to 36% (event page, Nov 19).
- No odds listed on UFC.com for this bout (checked Nov 19).

No anonymous forum picks are included beyond sourced public pages.

8. Key Sources and References

- UFC.com athlete page — https://www.ufc.com/athlete/bruno-silva
- Sherdog fighter record — https://www.sherdog.com/fighter/Bruno-Silva-118601
- https://en.wikipedia.org/wiki/Bruno_Gustavo_da_Silva
- Wikipedia event page (https://en.wikipedia.org/wiki/UFC_Fight_Night:_Adesanya_vs._Magomedov), checked 2026-11-19
- UFC.com event page (https://www.ufc.com/event/ufc-fight-night-december-05-2026), checked 2026-11-19 — no odds listed for this bout

- Tapology event page (https://www.tapology.com/fightcenter/events/148816-ufc-fight-night), checked 2026-11-19 — community picks, heights/reach
- UFC Stats (UFC Stats scrape) — 2026-11-16 pull (UFC Stats commit 96adace8, 2026-11-15 data refresh; UFC Stats data through UFC 334: Gane vs. Hokit, Nov 14, 2026)

Fighting Stats. As-of 2026-11-19. Opinions labeled in §7.

SCOUTING REPORT — Jafel Filho (Red)

Jafel Filho — Professional Scouting Report

Fighting Stats As-of: 2026-11-19 **Dashboard stats updated:** 2026-11-16 pull (UFC Stats commit 96adace8, 2026-11-15 data refresh; UFC Stats data through UFC 334: Gane vs. Hokit, Nov 14, 2026) **Slug:** `jafel-filho`

Fighter Header / Tombstone

Field	Detail
Full Name	Jafel Cavalcante Cordeiro Filho (Sherdog); billed as Jafel Filho
Nickname	Pastor
Weight Class & Ranking	Flyweight — unranked (no ranking shown on the UFC.com event page)
Record	**17-5-0** (Sherdog); **UFC 3-3-0** (UFC Stats)
DOB / Age	May 5, 1993 / **33** (as of 2026-11-19; **33** on fight night Dec 5, 2026)
Birthplace	Sento Sé, Bahia, Brazil (UFC.com hometown)
Fights Out Of	Brazil; trains at Nova União (UFC.com)
Gym	Nova União (UFC.com)
Height / Reach	5' 7" / 68"
Stance	Orthodox (UFC Stats TOTT)
UFC	UFC
UFC Stats	UFC Stats
Sherdog	Sherdog

1. Early Life and Athletic Background

Born May 5, 1993 (UFC Stats; Sherdog) in Sento Sé, Bahia. UFC.com's Q&A says he started training at 12 because he watched a lot of fight movies, that he studied physical education, and that his hero is Jesus Christ; his nickname "Pastor" is how he is billed on UFC.com.

Sources: UFC.com athlete page; Sherdog

2. Training Gym, Coaches, and Training Partners

- **Nova União** is his team on UFC.com.
- UFC.com credits him with 11 submission wins (seven RNC, two arm-triangles, a triangle and a kimura) and five KOs; he holds a Shooto Brazil title (UFC.com).

Sources: UFC.com athlete page; Sherdog

2B. Social Media Deep Dive

Platform	Handle / URL	Status (as of 2026-11-19)
Instagram	@jafelfilho_ufc	Linked from the UFC.com athlete page
X	@JafelFilho	Linked from the UFC.com athlete page

Posts that matter (sourced, not invented captions):

- No public injury, camp-change or withdrawal posts located for this fight week as of 2026-11-19.

3. Injury History and Medical Information

Documented items:

- No public injury withdrawals located in his UFC run (UFC.com; Sherdog).
- **Weight move:** his last fight (Cody Durden, Apr 25, 2026) was at bantamweight; he returns to flyweight here (UFC Stats; UFC.com).
- **Longest gap between pro bouts: 938 days** (May 25, 2019 → Dec 18, 2021) (Sherdog dates).
- **Knockdowns absorbed in the UFC:** UFC Stats credits opponents with **1** knockdown against Filho in 6 UFC fights.
- **Into UFC Fight Night: Adesanya vs. Magomedov (Dec 5, 2026): 224 days** since the last bout (Apr 25, 2026). Active on UFC.com and booked; no public injury disclosure for this camp located beyond the items above.

No medical clearance claim beyond public activity and the confirmed booking.

Sources: UFC.com athlete page; UFC Stats; Sherdog

4. Professional Fight Promotions and Career Trajectory

Turned pro in July 2012 on Bahia regional shows (Xoperia Fight, São Francisco Fight) and became a Shooto Brazil regular from 2014, winning the promotion's title (UFC.com) and going 13-2 before the Contender Series (Sherdog). He earned his UFC contract on Dana White's Contender Series Season 6 (Sep 20, 2022) with a third-round TKO of Roybert Echeverria. UFC run: submitted by Muhammad Mokaev at UFC 286 (neck crank, R3), then three first-round submissions in four fights — arm-triangle of Daniel Barez, RNC of Ode Osbourne and a kimura from bottom half guard of Clayton Carpenter — around a decision loss to Allan Nascimento. He lost a unanimous decision to Cody Durden at bantamweight in Apr 2026 (UFC Stats; UFC.com).

Sources: Sherdog; UFC.com athlete page; UFC Stats

5. Professional Record and Method Breakdown

Method pies — counts (overall pro — Sherdog)

Wins (17): KO/TKO **5** (29%) · Submission **11** (65%) · Decision **1** (6%) **Losses (5):** KO/TKO **0** · Submission **2** (40%) · Decision **3** (60%)

UFC wins (3 — UFC Stats): Submission **3** **UFC losses (3):** Submission **1** · Decision **2**

Finish subtype pies (UFC-only — UFC Stats METHOD+DETAILS)

UFC KO/TKO wins: none **UFC SUB wins:** Kimura **1** · Rear Naked Choke **1** · Arm Triangle **1** **UFC finishing losses:** Muhammad Mokaev (Submission, Neck Crank From Back Control)

Pro win finishes (Sherdog): KO/TKO — Punches **5** · Submission — Kimura **1**, Rear-Naked Choke **7**, Arm-Triangle Choke **2**, Triangle Choke **1**

Complete professional record (Sherdog; UFC rows cross-checked to UFC Stats)

Date	Opponent	Result	Method	R	Event	Opp. UFC rec (at fight)
2026-04-25	Cody Durden	**L**	Decision (Unanimous)	3	UFC Fight Night 274 - Sterling vs. Zalal	6-8-1
2025-10-11	Clayton Carpenter	**W**	Submission (Kimura)	1	UFC Fight Night 261 - Oliveira vs. Gamrot	2-1-0
2025-05-31	Allan Nascimento	**L**	Decision (Unanimous)	3	UFC on ESPN 68 - Blanchfield vs. Barber	2-1-0
2024-03-16	Ode Osbourne	**W**	Submission (Rear-Naked Choke)	1	UFC Fight Night 239 - Tuivasa vs. Tybura	4-4-0
2023-07-22	Daniel Barez	**W**	Submission (Arm-Triangle Choke)	1	UFC Fight Night 224 - Aspinall vs. Tybura	0-0-0
2023-03-18	Muhammad Mokaev	**L**	Submission (Neck Crank)	3	UFC 286 - Edwards vs. Usman 3	3-0-0
2022-09-20	Roybert Echeverria	**W**	TKO (Punches)	3	Dana White's Contender Series - Contender Series 2022: Week 9	—

Date	Opponent	Result	Method	R	Event	Opp. UFC rec (at fight)
2021-12-18	Dayvison Silva	**W**	Submission (Arm-Triangle Choke)	1	Shooto Brazil 110 - Buga vs. King	—
2019-05-25	Vinicius Salvador	**W**	TKO (Punches)	2	Shooto Brazil 92 - Oliveira vs. Dias	—
2018-05-11	Weder Aparecido	**W**	Submission (Rear-Naked Choke)	1	Shooto Brazil 83 - Xavier vs. De Freitas Jr.	—
2018-03-03	Arys Carvalho	**W**	TKO (Punches)	1	PF - P2 Fight	—
2017-08-27	Luan Matheus	**L**	Submission (Rear-Naked Choke)	3	Shooto Brazil 74 - Sandro vs. Huerto	—
2016-12-18	Eric dos Santos	**W**	Submission (Rear-Naked Choke)	2	Shooto Brazil 68 - Filho vs. Dos Santos	—
2015-11-13	Erikson Benjamin Costa de Faria	**W**	TKO (Punches)	2	Shooto Brazil 59 - Bahia	—
2015-08-21	Ricardo Dias	**W**	Submission (Rear-Naked Choke)	1	Shooto Brazil 56 - Gaucho vs. Alves	—
2014-08-24	Bruno Mesquita	**L**	Decision (Unanimous)	3	Shooto Brazil 49 - Fight For BOPE 4	—
2014-05-17	Gleison Matias	**W**	Submission (Rear-Naked Choke)	1	SFF - Sao Francisco Fight 4	—
2014-01-24	Daniel Rodrigues	**W**	Submission (Rear-Naked Choke)	3	Shooto Brazil 46 - Bahia	—
2013-08-31	Vugner Silva	**W**	TKO (Punches)	3	SFF - Sao Francisco Fight 3	—
2012-12-15	Ramon Conrado	**W**	Submission (Rear-Naked Choke)	3	SFC - Sao Francisco Fight 2	—
2012-09-22	Rafael Junior	**W**	Decision (Unanimous)	3	Xoperia Fight 2 - Revenge	—
2012-07-07	Wernes Carlos	**W**	Submission (Triangle Choke)	1	XF - Xoperia Fight 1	—

Record note: UFC.com, Sherdog and Tapology agree on **17-5**. The headline result labels on his UFC.com fight cards read "Win" for the Nascimento and Durden fights, while UFC.com's own fight notes, UFC Stats and Sherdog record both as losses.

Finish Subtype Trends — Jafel Filho

UFC-only subtypes parsed from UFC Stats METHOD + DETAILS (no invention). **Full pro (Research)** subtypes appear only where the scouting report already states them. Coverage differs for pre-UFC bouts — labels mark the source.

UFC-only win finishes (METHOD + DETAILS)

KO/TKO wins: **0** · Submission wins: **3**

KO/TKO subtypes

Subtype	Wins	Share
— none in sample —	0	—

Submission subtypes

Subtype	Wins	Share
Kimura	1	33.3%
Rear Naked Choke	1	33.3%
Arm Triangle	1	33.3%



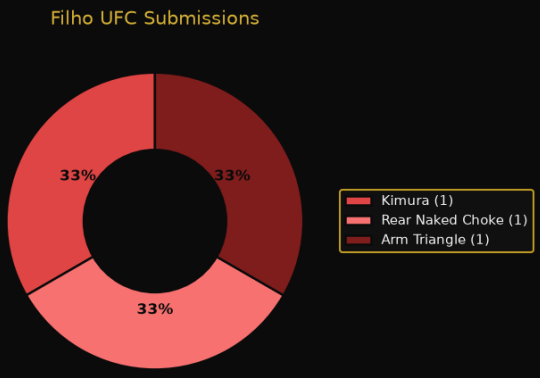

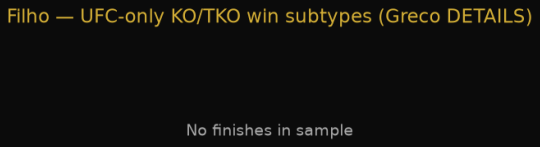

Full pro win finishes (Research Markdown)

KO/TKO wins (Research subtypes): **5** · Submission wins: **11** — includes pre-UFC.

Family	Subtype	Wins	Share	Source
KO/TKO	Punches	5	100.0%	Research
Submission	Rear Naked Choke	7	63.6%	Research
Submission	Arm Triangle	2	18.2%	Research
Submission	Kimura	1	9.1%	Research
Submission	Triangle Choke	1	9.1%	Research





Trend reads

- UFC-only: no KO/TKO wins on record.
- UFC-only submission wins (3): Kimura 1/3 (33.3%).
- Trend: Rear Naked Choke is 33.3% of UFC submission wins (1 of 3).
- UFC finishing losses: Neck Crank x1 (Submission).
- Full pro (Research) win finish subtypes -- KO/TKO Punches x5; SUB Rear Naked Choke x7, Arm Triangle x2, Kimura x1, Triangle Choke x1 (includes pre-UFC; Research method strings).
- Pre-UFC / Research-only subtypes not seen in UFC Stats DETAILS: Triangle Choke.

UFC finishing losses (for context)

- Submission — Neck Crank ×1

JAFEL FILHO — FIGHT NARRATIVES (UFC)

Round stats from UFC Stats; official results from UFC Stats / Sherdog. All UFC fights shown.

vs Cody Durden (Apr 25, 2026) — L UD (27-30, 27-30, 28-29) — UFC Fight Night: Sterling vs. Zalal (Bantamweight)

- **Context:** Bantamweight bout; Durden took him down 5 of 5 times (UFC Stats). Scores 30-27, 30-27, 29-28.
- **R1: 3/12** significant strikes vs Durden's 11/23, 1/1 takedowns, Durden 2/2 takedowns, **2:00** of control, controlled for 1:20.
- **R2: 8/28** significant strikes vs Durden's 15/34, 1/1 takedowns, Durden 2/2 takedowns, **0:44** of control, controlled for 0:37.
- **R3: 12/23** significant strikes vs Durden's 8/15, 0/1 takedowns, Durden 1/1 takedowns, **0:24** of control, controlled for 3:17, Durden 1 submission attempt.
- **Fight:** 23/63 significant strikes vs 34/72; takedowns 2/3 vs 5/5; control 3:08 vs 5:14.
- **Tape signal:** Durden controlled 5:14 of the fight.

vs Clayton Carpenter (Oct 11, 2025) — W SUB R1 4:42 (Kimura From Bottom Half Guard) — UFC Fight Night: Oliveira vs. Gamrot (Flyweight)

- **R1: 5/13** significant strikes vs Carpenter's 7/21, 1/1 takedowns, **2:23** of control, controlled for 1:04, 1 submission attempt.
- **Fight:** 5/13 significant strikes vs 7/21; takedowns 1/1 vs 0/0; control 2:23 vs 1:04.
- **Tape signal:** Won despite being out-landed 7-5 on significant strikes.

vs Allan Nascimento (May 31, 2025) — L UD (28-29, 28-29, 28-29) — UFC Fight Night: Blanchfield vs. Barber (Flyweight)

- **R1: 11/20** significant strikes vs Nascimento's 4/9, 2/4 takedowns, Nascimento 0/3 takedowns, **4:07** of control, 1 submission attempt.
- **R2: 1/4** significant strikes vs Nascimento's 6/9, 2/3 takedowns, **1:11** of control, controlled for 3:35.
- **R3: 2/6** significant strikes vs Nascimento's 2/6, Nascimento 1/3 takedowns, **1:02** of control, controlled for 3:24, Nascimento 1 submission attempt.
- **Fight:** 14/30 significant strikes vs 12/24; takedowns 4/7 vs 1/6; control 6:20 vs 7:03.
- **Tape signal:** Lost the decision despite out-landing nascimento 14-12; nascimento controlled 7:03 of the fight.

vs Ode Osbourne (Mar 16, 2024) — W SUB R1 4:27 (Rear Naked Choke) — UFC Fight Night: Tuivasa vs. Tybura (Flyweight)

- **R1: 21/35** significant strikes vs Osbourne's 0/5, 1/1 takedowns, **3:21** of control, 2 submission attempts.
- **Fight:** 21/35 significant strikes vs 0/5; takedowns 1/1 vs 0/0; control 3:21 vs 0:04.

vs Daniel Barez (Jul 22, 2023) — W SUB R1 3:26 (Arm Triangle From Mount) — UFC Fight Night: Aspinall vs. Tybura (Flyweight)

- **R1: 21/54** significant strikes vs Barez's 18/30, knocked down **1**×, 1/4 takedowns, **0:55** of control, 1 submission attempt.
- **Fight:** 21/54 significant strikes vs 18/30; takedowns 1/4 vs 0/0; control 0:55 vs 0:12; knockdowns 0–1.
- **Tape signal:** Got up from a knockdown to win.

vs Muhammad Mokaev (Mar 18, 2023) — L SUB R3 4:32 (Neck Crank From Back Control) — UFC 286: Edwards vs. Usman 3 (Flyweight)

- **Context:** UFC debut, at UFC 286; Mokaev controlled 8:15 of the fight (UFC Stats).

- **R1: 2/10** significant strikes vs Mokaev's 9/13, Mokaev 0/1 takedowns, controlled for 3:40, 1 submission attempt.
- **R2: 7/26** significant strikes vs Mokaev's 7/17, Mokaev 1/2 takedowns, controlled for 1:20.
- **R3: 0/1** significant strikes vs Mokaev's 0/0, Mokaev 3/5 takedowns, **0:48** of control, controlled for 3:15, 1 submission attempt, Mokaev 2 submission attempts.
- **Fight:** 9/37 significant strikes vs 16/30; takedowns 0/0 vs 4/8; control 0:50 vs 8:15.
- **Tape signal:** Mokaev controlled 8:15 of the fight.

Cardio / round trends (UFC Stats, 6 UFC fights): significant strikes landed per round R1 10.5 → R2 5.3 → R3 4.7; absorbed R1 8.2 → R2 9.3 → R3 3.3; control per round R1 2:08 → R2 0:39 → R3 0:45. Rounds sampled — R1: 6, R2: 3, R3: 3.

UFC Stats — Condensed Identity

Field	Value
Nickname (UFC Stats)	Pastor
DOB (age as of 2026-11-19)	May 05, 1993 (**33**)
Height / Weight / Reach	5' 7" / 125 lbs. / 68"
Stance	Orthodox
UFC record	**3-3-0** (6 timed fights, 57.1 min)

Career rates vs Flyweight division (UFC Stats + division averages, n=152)

Metric	Filho	Div avg		Read
SLpM	**1.63**	3.15	–1.52	Below div avg (pctl 13)
SApM	**1.52**	3.55	–2.03	Above div avg (pctl 97)
SS Acc	**40.1%**	42.4%	–2.3	Near div avg (pctl 35)
SS Def	**52.2%**	55.2%	–3.0	Near div avg (pctl 34)
TD Acc	**56.2%**	33.1%	+23.1	Above div avg (pctl 87)
TDD	**47.4%**	58.0%	–10.6	Below div avg (pctl 27)
CTRL /15	**4:27**	2:43	+1:45	Above div avg (pctl 80)
CTRL against /15	**5:45**	3:22	+2:23	Below div avg (pctl 11)
KD rate /15	**0.00**	0.27	–0.27	Below div avg (pctl 0)
KD absorbed /15	**0.26**	0.50	–0.24	Above div avg (pctl 47)
TD Avg /15	**2.36** (9/16)	—	—	Takedown volume
Sub Avg /15	**1.84** (7 attempts)	—	—	Submission attempts

Striking mix: Head **51.6%** / Body 28.0% / Leg 20.4% of significant strikes landed · Distance 63.4% / Clinch 15.1% / Ground 21.5%. Absorbed mix: Head 43.7% / Body 29.9% / Leg 26.4% · Distance 78.2% / Clinch 6.9% / Ground 14.9%.

6. Fighting Style, Strengths, and How They Win

- **Submission finisher:** all three UFC wins came by first-round submission (UFC.com: "100% finishing rate in the UFC").
- **Low striking volume:** 93 significant strikes landed in 57 UFC minutes (UFC Stats).
- **Decision losses to wrestlers/grapplers:** Nascimento and Durden both out-controlled him over three rounds (UFC Stats).

Sources: UFC.com athlete page; UFC Stats

Expectation Breaks

- All three of his UFC wins came in round one; all three UFC losses went to the third round or the scorecards (UFC Stats).
- Durden took him down five times in five attempts in Apr 2026 (UFC Stats).

---

7. Community / Expert Predictions and Sentiment

Label: opinion / media narrative — not facts about fight outcome.

- **Picks:** Tapology community picks favour Filho 64% (event page, Nov 19).
- No odds listed on UFC.com for this bout (checked Nov 19).

No anonymous forum picks are included beyond sourced public pages.

---

8. Key Sources and References

- UFC.com athlete page — https://www.ufc.com/athlete/jafel-filho
- Sherdog fighter record — https://www.sherdog.com/fighter/Jafel-Filho-131375
- Wikipedia event page (https://en.wikipedia.org/wiki/UFC_Fight_Night:_Adesanya_vs._Magomedov), checked 2026-11-19
- UFC.com event page (https://www.ufc.com/event/ufc-fight-night-december-05-2026), checked 2026-11-19 — no odds listed for this bout
- Tapology event page (https://www.tapology.com/fightcenter/events/148816-ufc-fight-night), checked 2026-11-19 — community picks, heights/reach
- UFC Stats (UFC Stats scrape) — 2026-11-16 pull (UFC Stats commit 96adace8, 2026-11-15 data refresh; UFC Stats data through UFC 334: Gane vs. Hokit, Nov 14, 2026)

Fighting Stats. As-of 2026-11-19. Opinions labeled in §7.

Bruno Silva

Blue OFFENSE

VS

Jafel Filho

Red DEFENSE



Striking Distribution

Distance %	Clinch %	Ground %
85.7%	5.7%	8.6%

Striking Accuracy

Distance Acc	Clinch Acc	Ground Acc
49.7%	73.7%	59.2%

Offensive Knockdowns

KD	KD Rate
7	0.85

Head Target	Head Accuracy
59%	42%

Body Target	Body Accuracy
23%	73%

Leg Target	Leg Accuracy
18%	84%

Head Target Against	Head Strike Def
44%	66%

Body Target Against	Body Defense
30%	32%

Leg Target Against	Leg Strike Def
26%	30%

Strikes Against Distribution

Distance %	Clinch %	Ground %
78.2%	6.9%	14.9%

Striking Defense

Distance Def	Clinch Def	Ground Def
56.1%	33.3%	27.8%

Knockdowns Against

KD	KD Rate
1	0.26

Offensive Takedowns

TD Attempted	TD Success	TD Accuracy	Control (sec)	Control / TD	SUB.ATT	REV.
66	16	24.2%	1483	92.7	2	0

Takedown Defense

TDD Att	TDD Success	TDD %	Control Against (s)	Ctrl allowed/TD	SUB.ATT ag	REV. ag
19	9	47.4%	1312	131.2	4	3

Bruno Silva

Blue DEFENSE

VS

Jafel Filho

Red OFFENSE



Strikes Against Distribution

Distance %	Clinch %	Ground %
82.2%	10.6%	7.2%

Striking Defense

Distance Def	Clinch Def	Ground Def
54.3%	29.5%	33.3%

Knockdowns Against

KD	KD Rate
7	0.85

Head Target Against	Head Strike Def
68%	58%

Body Target Against	Body Defense
20%	32%

Leg Target Against	Leg Strike Def
12%	21%

Head Target	Head Accuracy
52%	29%

Body Target	Body Accuracy
28%	72%

Leg Target	Leg Accuracy
20%	59%

Striking Distribution

Distance %	Clinch %	Ground %
63.4%	15.1%	21.5%

Striking Accuracy

Distance Acc	Clinch Acc	Ground Acc
32.4%	73.7%	64.5%

Offensive Knockdowns

KD	KD Rate
0	0.00

Takedown Defense

TDD Att	TDD Success	TDD %	Control Against (s)	Ctrl allowed/TD	SUB.ATT ag	REV. ag
25	18	72.0%	689	98.4	6	2

Offensive Takedowns

TD Attempted	TD Success	TD Accuracy	Control (sec)	Control / TD	SUB.ATT	REV.
16	9	56.2%	1017	113	7	3

Statistical Matchup Package

Dashboard stats updated: **2026-11-19**.

Tale of the Tape

Blue = **Bruno Silva** (“Bulldog”) · Red = **Jafel Filho** (“Pastor”).

Acronym glossary

Term	Meaning
SLpM	Significant strikes landed per minute of fight time
SS Acc	Significant-strike accuracy (landed ÷ attempted)
Str Def	Striking defense % (share of opponent sig attempts missed)
TD Acc	Takedown accuracy (landed ÷ attempted)
TDD	Takedown defense % (stuff rate)
CTRL	Control time on the ground / clinch control clock
KD	Knockdowns scored (or absorbed, when labeled)
Stand/sig per 15	Projected significant-strike pace if stand-up lasted a full 15 min on striking-time basis (fight time – CTRL)
Striking time	Round/fight clock minus control time (mm:ss and % of round clock)

Tale of the Tape — Quick Look



Win Method Mix (UFC)

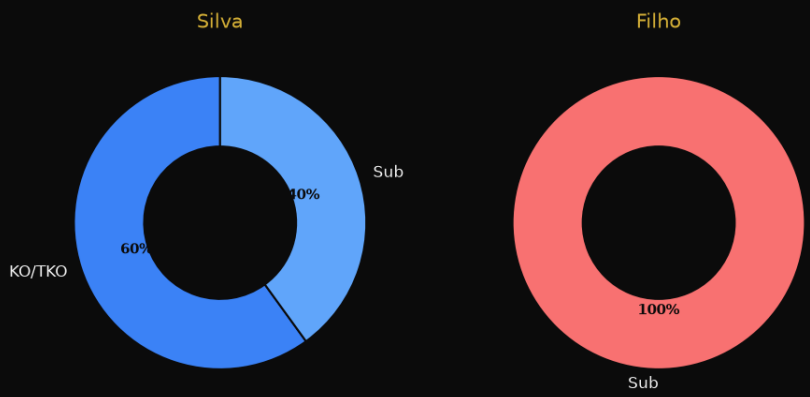

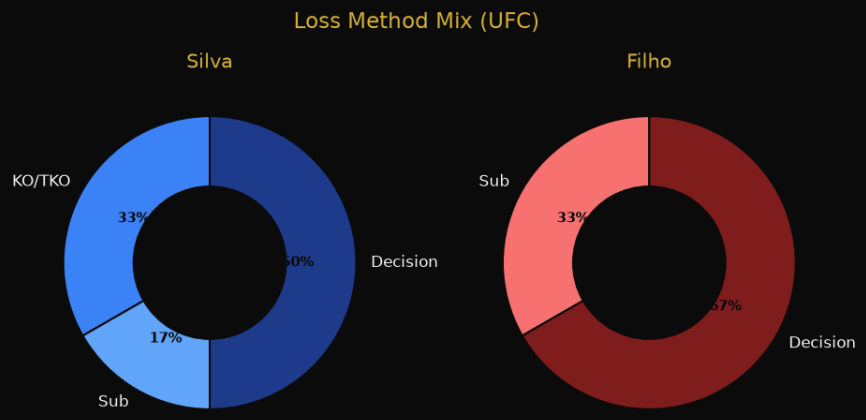

Matchup board read — Page A (Silva OFF vs Filho DEF)

Silva's accuracy is the pressure point into Filho's defense (Silva SS Acc **51.4%** into Filho Str Def **52.2%**). Most of Silva's work is at distance (**85.7%**). Wrestling leverage: Silva TD Acc **24.2%** vs Filho TDD **47.4%**. Power check: Silva KD scored **7** (0.85/15) vs Filho KD absorbed **1** (0.26/15).

Matchup board read — Page B (Silva DEF vs Filho OFF)

Filho needs clean entries into Silva's defense (Filho SS Acc **40.1%** into Silva Str Def **51.4%**). On the mat, Filho's TD Acc **56.2%** (9/16) meets Silva TDD **72.0%** — efficient offense into a sturdy defense — a genuine test for both. Expected control / 15: Filho **267.1s (29.7%)** vs Silva **179.8s (20.0%)** (Filho SUB.ATT **7**).

Career Striking Breakdown

Layout: **Blue (Bruno Silva)** | metric | **Red (Jafel Filho)**. Dashboard stats updated: **2026-11-19**.

Blue	Metric	Red
489/952	Sig landed / thrown	93/232
51.4%	SS Acc	40.1%
59.1% / 41.6%	Head share / Acc	51.6% / 29.3%
22.7% / 73.0%	Body share / Acc	28.0% / 72.2%
18.2% / 84.0%	Leg share / Acc	20.4% / 59.4%
85.7% / 5.7% / 8.6%	Distance / Clinch / Ground share	63.4% / 15.1% / 21.5%
7	KD scored (offense)	0
7	KD absorbed (defense)	1
0.85	KD rate (scored / 15)	0.0
0.85	KD absorbed rate (/15)	0.26
1 per 83 sig abs	Knockdown rate (1 KD per N sig absorbed)	1 per 87 sig abs
584/1202	Sig absorbed (landed on)	87/182
51.4%	Str Def	52.2%

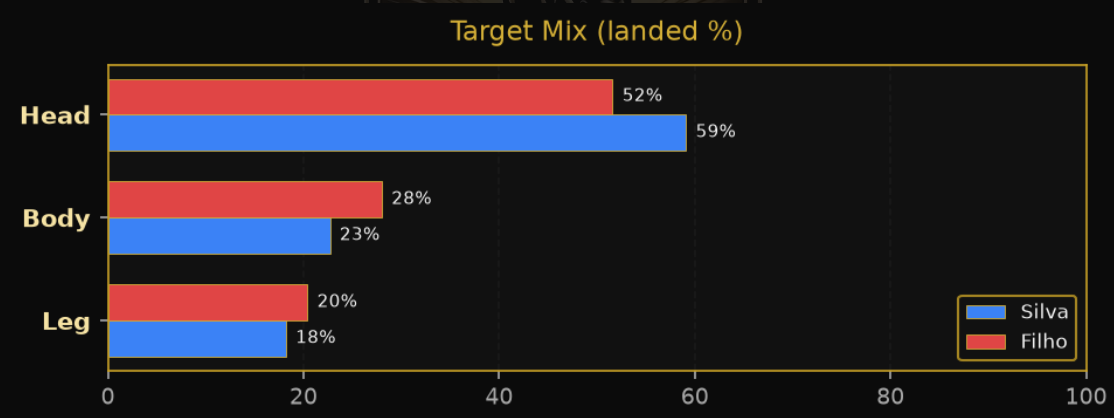

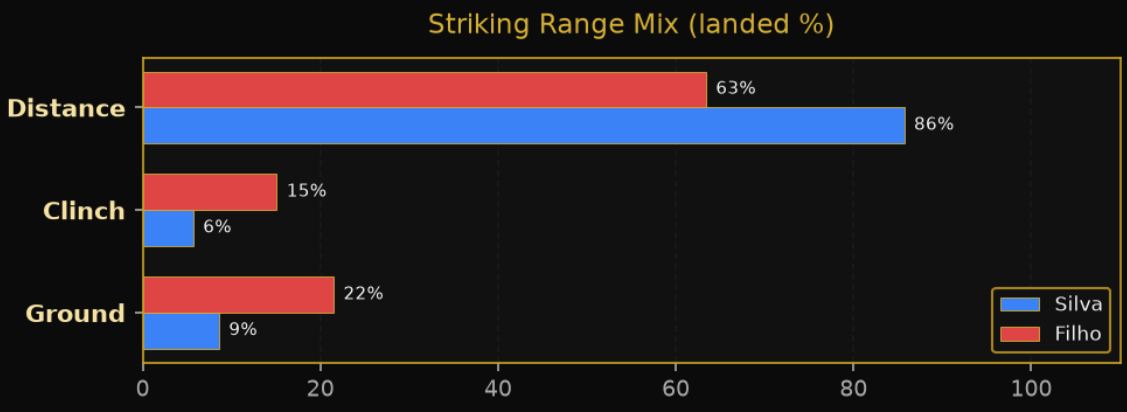

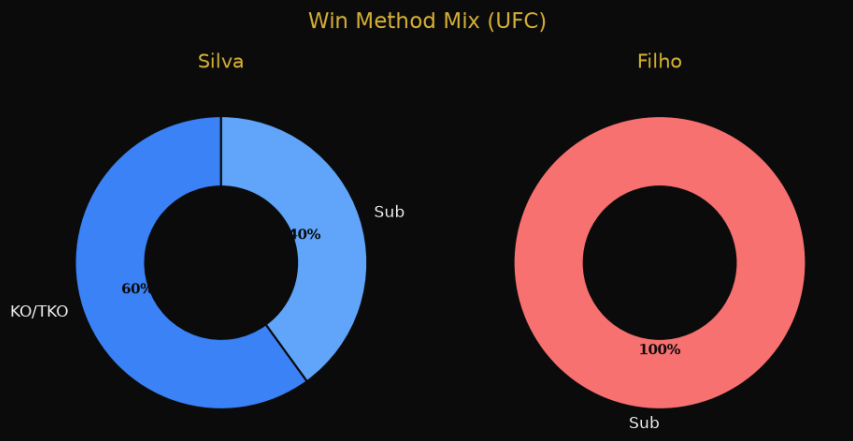

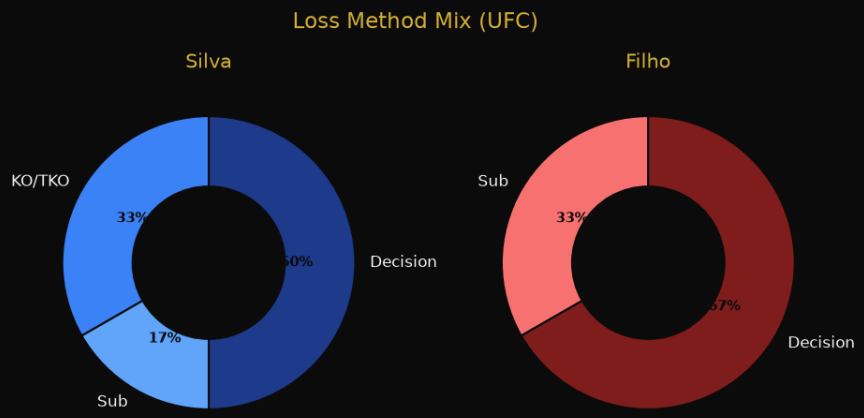

Career Grappling Breakdown

Blue (Bruno Silva) | metric | Red (Jafel Filho) — same titles side-by-side.

Blue	Metric	Red
16 of 66 (24.2%)	**TD landed / attempted (Acc)**	9 of 16 (56.2%)
7 of 25 (72.0%)	**TD against (TDD %)**	10 of 19 (47.4%)
2	**Submission attempts**	7
0	**Reversals**	3
179.8s (20.0%)	**Control expected / 15**	267.1s (29.7%)
24:43	**Career CTRL**	16:57
83.5s (9.3%)	**Control allowed / 15**	344.6s (38.3%)
11:29	**Career CTRL against**	21:52

Matchup implications

- Filho TD Acc 56.2% into Silva TDD 72.0%

  → Filho brings high takedown volume (4.2 attempts per 15 min) at an efficient 56.2% (9 of 16) into Silva's strong TDD (72.0%, 18 of 25 stopped). Efficient offense meets a sturdy defense — the takedown exchanges are a genuine test for both.

- Silva TD Acc 24.2% into Filho TDD 47.4%

→ Silva brings high takedown volume (8.0 attempts per 15 min) at a low 24.2% (16 of 66) into Filho's TDD that has stopped only 9 of 19 attempts (47.4%). Silva's low conversion keeps this from being a clear takedown edge.

- Control allowed / 15: Silva 83.5s (9.3%) vs Filho 344.6s (38.3%)

  → Filho has been held down more (38.3% of a 15-min fight); Silva has been controlled for 9.3%.

Striking Infographics

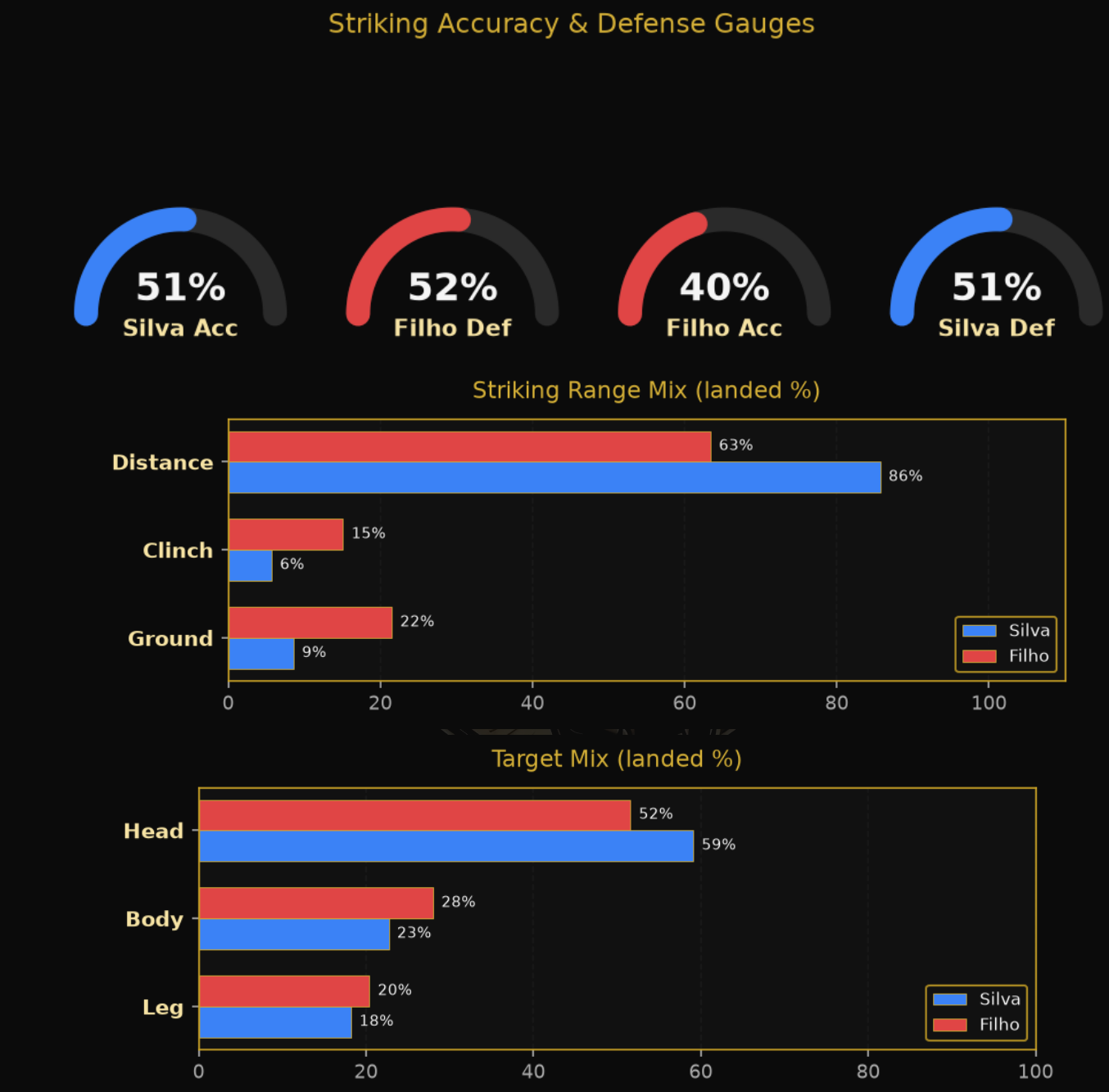

STRIKING — Bruno Silva (Blue)

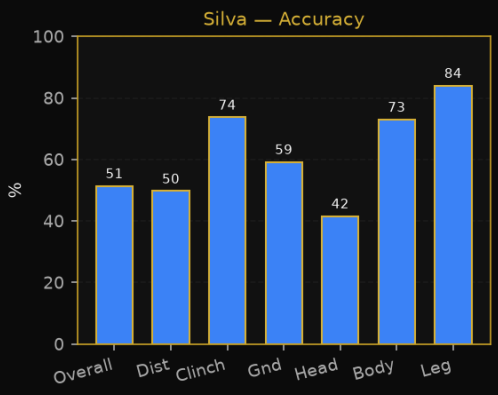

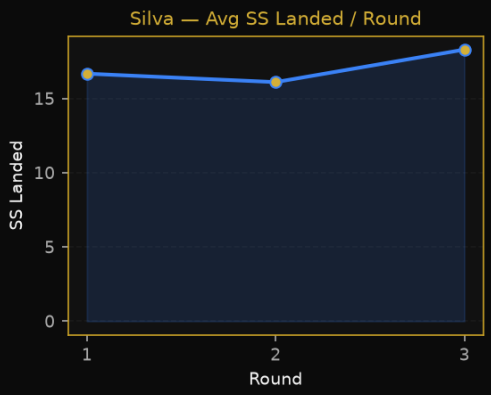

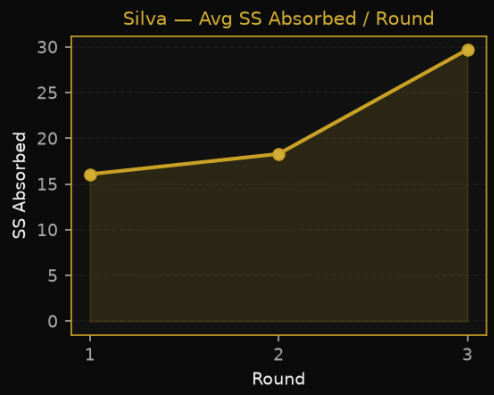

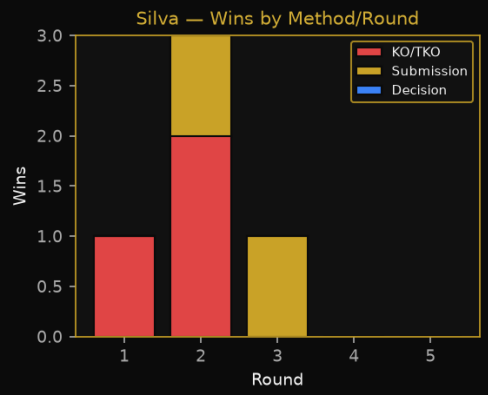

Silva striking snapshot

Career SS Acc **51.4%** · Def **51.4%** · Distance share **85.7%** · KD rate **0.85**/15 · Absorbed KD rate **0.85**/15.

STRIKING — Jafel Filho (Red)

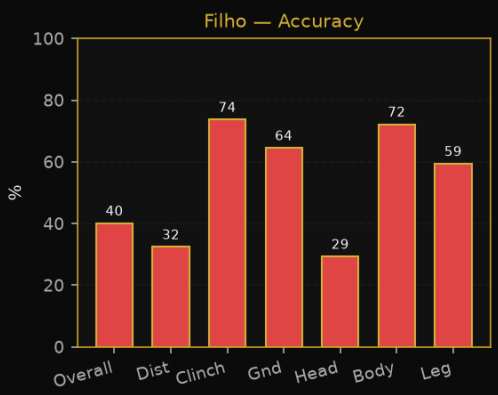

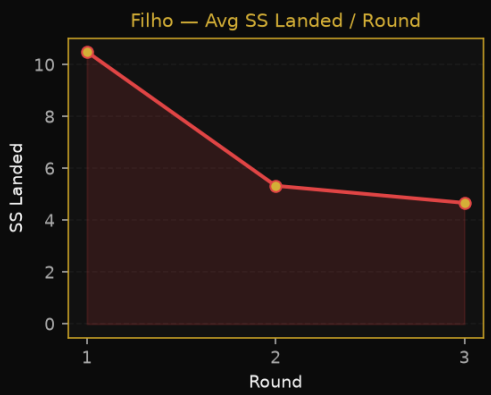

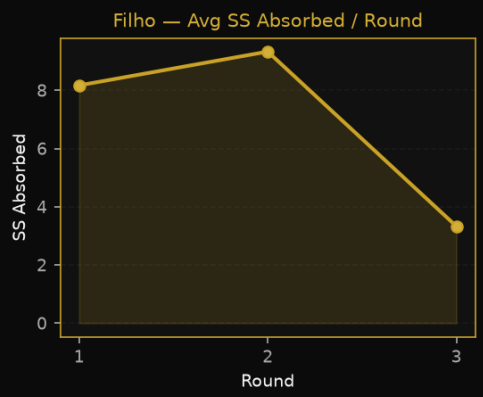

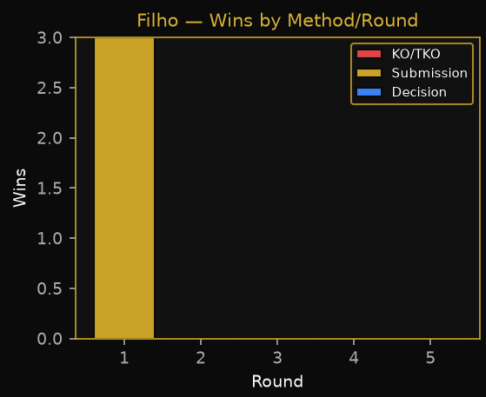

Filho striking snapshot

Career SS Acc **40.1%** · Def **52.2%** · Distance share **63.4%** · KD rate **0.0**/15 · Absorbed KD rate **0.26**/15.

Grappling Infographics & Matchup Insights

Takedown Accuracy & Defense Gauges



Grappling Snapshot

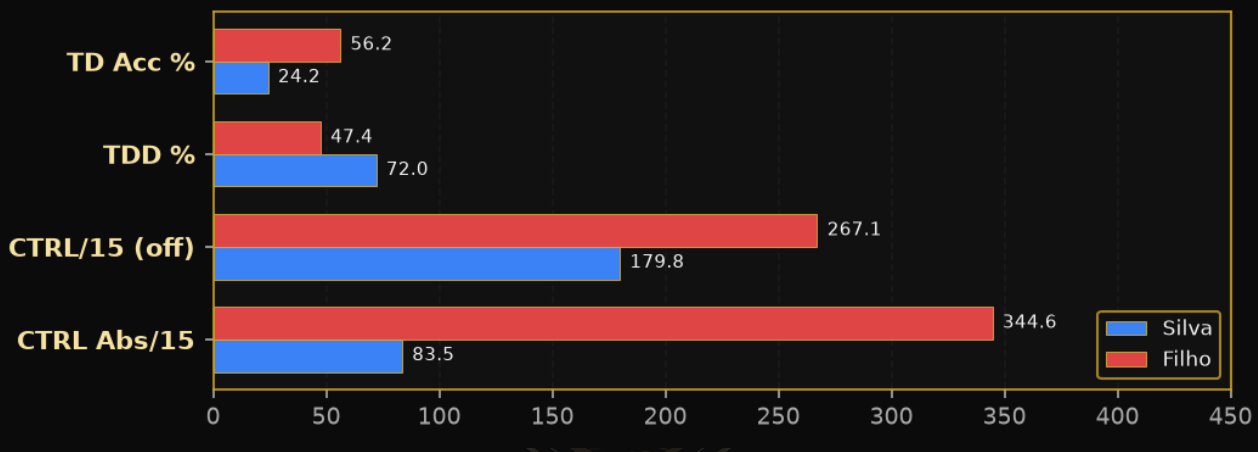

Matchup Snapshot — Expectation Breakers

CTRL Gap	Silva Dist Bias	Filho Sub Wins	Silva TDD
1.5×	86%	100%	72.0%
Filho CTRL/15 vs Silva	Landed SS at distance	Of UFC wins	Career takedown defense

Silva KD Rate	Filho SUB.ATT	Silva SS Acc	Filho SS Acc
0.85	7	51%	40%
Per 15 minutes	Career attempts	Career accuracy	Career accuracy

Expectation-break insights

Insight

Control allowed: Silva CTRL against / 15 = 83.5s (9.3%) vs Filho 344.6s (38.3%) — Filho has been held down more (38.3% of a 15-min fight); Silva has been controlled for 9.3%.

Insight

TD volume vs TDD: Silva TD Att 66 / Acc 24.2% into Filho TDD 47.4% — Silva's low conversion keeps this from being a clear takedown edge.

Insight

TD offense gate: Filho TD Acc 56.2% (9/16) — high takedown volume (4.2 attempts per 15 min) — Filho looks for takedowns often.

Insight

Sub threat: Silva career SUB.ATT 2 (40.0% of UFC wins) vs Filho 7 (100.0% of UFC wins) — the submission threat on the UFC record sits with Filho.

Insight

KD profile: Silva KD rate 0.85/15 vs Filho 0.0/15; Silva has absorbed 7 KD in UFC.

Insight

Distance bias: Silva 85.7% landed SS at distance vs Filho 63.4%; Silva absorbs 82.2% of damage at distance.

Insight

Accuracy vs defense gate: Silva Acc 51.4% → Filho Def 52.2%; Filho Acc 40.1% → Silva Def 51.4%.

Insight

Division: billed Flyweight at UFC Fight Night: Adesanya vs Magomedov (Dec 5, 2026). Compare each fighter's last Greco class to the billed pool.

Insight

Age / mileage: Silva 36 (12 UFC) vs Filho 33 (6 UFC).

By-round grappling

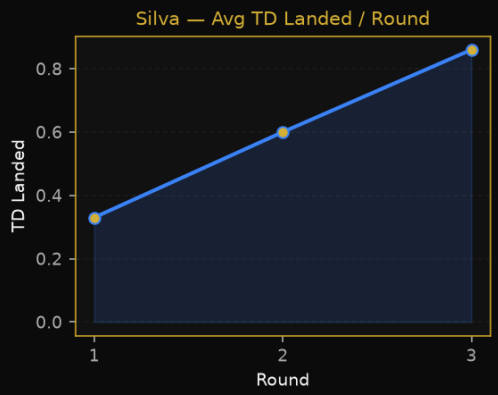

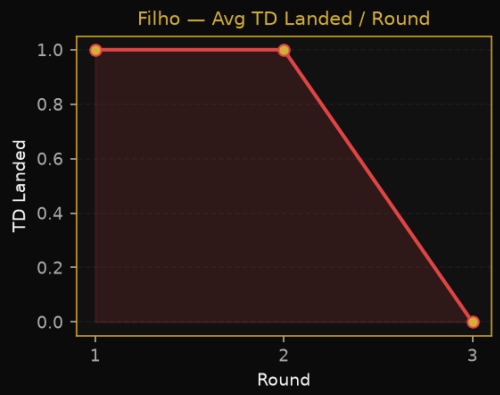

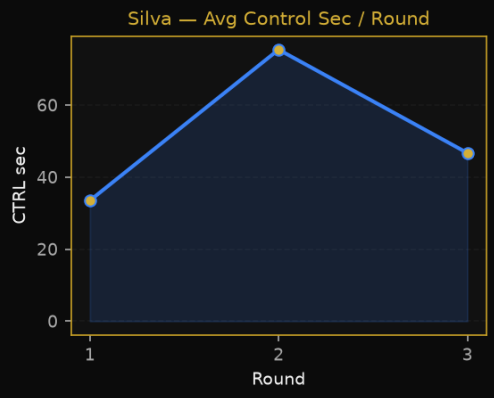
Silva — Avg Control Sec / Round
CTRL sec
0
20
40
60
1
2
3
Round

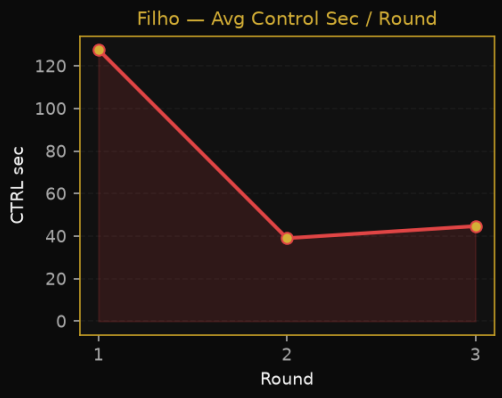
Filho — Avg Control Sec / Round
CTRL sec
0
20
40
60
80
100
120
1
2
3
Round

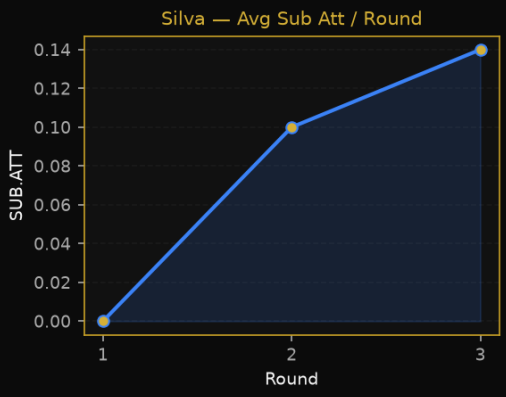
Silva — Avg Sub Att / Round
SUB.ATT
0.00
0.02
0.04
0.06
0.08
0.10
0.12
0.14
1
2
3
Round

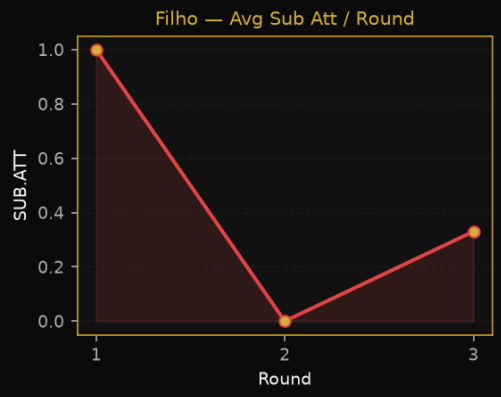
Filho — Avg Sub Att / Round
SUB.ATT
0.0
0.2
0.4
0.6
0.8
1.0
1
2
3
Round

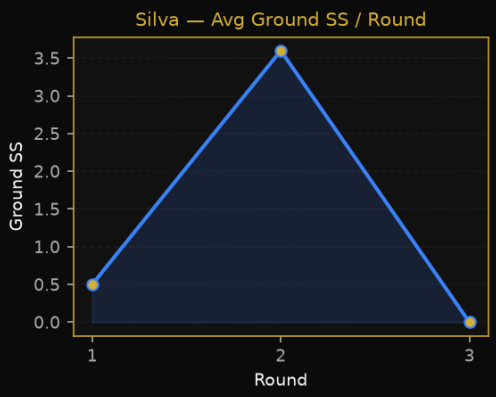
Silva — Avg Ground SS / Round
Ground SS
0.0
0.5
1.0
1.5
2.0
2.5
3.0
3.5
1
2
3
Round

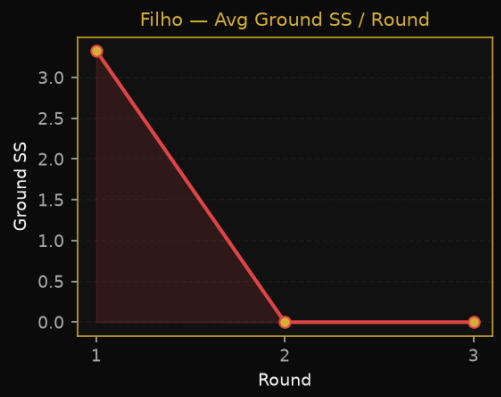
Filho — Avg Ground SS / Round
Ground SS
0.0
0.5
1.0
1.5
2.0
2.5
3.0
1
2
3
Round

Leg Strikes — Offense vs Defense

UFCStats **LEG** column = significant strikes to the legs (**leg sig strikes / low-kick proxy**). Parsed as "a of b" from UFC fight stats. No limp/establishment narrative — volume, accuracy, share, and vs-average only. Tables sorted **most recent → oldest**. As of 2026-11-19.

Filho Leg Output vs Silva Leg Absorption

Side-by-side career board so FightingStats can compare **Filho low-kick/leg output** vs **Silva's leg absorption pattern**.

Metric	Filho OFFENSE (leg)	Silva DEFENSE (leg abs)	Silva OFFENSE (leg)	Filho DEFENSE (leg abs)
Leg sig landed	19	73	89	23
Leg sig attempted	32	92	106	33
Leg accuracy %	59.4%	79.3%	84.0%	69.7%
Leg share % of sig landed	20.4%	12.5%	18.2%	26.4%
Avg leg landed / round	1.58	2.52	3.07	1.92
Avg leg landed / fight	3.17	6.08	7.42	3.83
Sample rounds / fights	12/6	29/12	29/12	12/6

(Filho OFF avg leg/rnd – Silva DEF avg leg abs/rnd) = **-0.94**. leg share pp (Filho OFF share – Silva DEF share) = **7.9**. Filho career leg volume: **19 of 32** (59.4% acc · 20.4% of sig landed). Silva career leg absorbed: **73 of 92** (12.5% of sig absorbed). Flyweight division avg leg L/rnd ≈ **2.45**.

Read — volume only

Filho averages **1.58** leg sig landed per round (3.17/fight). Silva absorbs **2.52** leg sig per round historically (6.08/fight). Leg landed / attempted from fight stats (significant strikes to the legs).

Leg-Kick Finishes & Fight Narratives (sourced)

Wins by leg kicks (UFC METHOD/DETAILS): No UFC KO/TKO win for either fighter lists leg/calf/low kick in UFC Stats METHOD/DETAILS for this package (check DETAILS per bout).

No sourced fight summaries found where leg kicks were a key part of how the bout played out.

Filho Leg Offense — Round × Opponent

Jafel Filho — **offensive** leg sig / low-kick proxy. Columns: Date · Opponent · Round · Sig landed · Leg L/T · Acc% · Share% · vs Opp Avg Abs (Above/Below).

Baseline: round Leg Lnd vs that opponent's career avg leg sig absorbed/rnd (Above/Below/≈Avg; in parentheses). Flyweight division avg leg L/rnd ≈ 2.45.

Career: 19 of 32 leg sig (59.4% · 20.4% of 93 sig landed).

Date	Opponent	Rnd	Sig Lnd	Leg Lnd	Leg Att	Leg Acc%	Leg Share%	vs Opp Avg Abs
2026-04-25	Cody Durden	1	3	1	1	100.0%	33.3%	Below (-1.81) vs 2.81
2026-04-25	Cody Durden	2	8	4	4	100.0%	50.0%	Above (+1.19) vs 2.81
2026-04-25	Cody Durden	3	12	1	1	100.0%	8.3%	Below (-1.81) vs 2.81
2025-10-11	Clayton Carpenter	1	5	4	6	66.7%	80.0%	Above (+0.30) vs 3.70
2025-05-31	Allan Nascimento	1	11	0	1	0.0%	0.0%	Below (-0.40) vs 0.40
2025-05-31	Allan Nascimento	2	1	0	0	—	0.0%	Below (-0.40) vs 0.40
2025-05-31	Allan Nascimento	3	2	0	0	—	0.0%	Below (-0.40) vs 0.40
2024-03-16	Ode Osbourne	1	21	1	2	50.0%	4.8%	Below (-1.39) vs 2.39
2023-07-22	Daniel Barez	1	21	2	5	40.0%	9.5%	Below (-3.50) vs 5.50
2023-03-18	Muhammad Mokaev	1	2	1	4	25.0%	50.0%	≈Avg (+0.21) vs 0.79
2023-03-18	Muhammad Mokaev	2	7	5	8	62.5%	71.4%	Above (+4.21) vs 0.79
2023-03-18	Muhammad Mokaev	3	0	0	0	—	—	Below (-0.79) vs 0.79

Silva Leg Defense — Absorbed (Round × Opponent)

Bruno Silva — **defensive** leg sig absorbed (opponent LEG in that EVENT+BOUT+ROUND). Columns: Date · Opponent · Round · Sig abs · Leg Abs L/T · Opp Acc% · Share% · vs Own Avg Abs.

Baseline: round Leg Abs vs this fighter's own career avg leg sig absorbed/rnd (Above/Below/≈Avg; in parentheses). Flyweight division avg leg L/rnd ≈ 2.45.

Career absorbed: 73 of 92 (79.3% opponent leg acc · 12.5% of sig absorbed).

Date	Opponent	Rnd	Sig Abs	Leg Abs	Leg Att	Opp Acc%	Leg Share%	vs Own Avg Abs
2026-06-06	Edgar Chairez	1	24	2	2	100.0%	8.3%	Below (-0.52) vs 2.52
2026-03-14	Charles Johnson	1	18	4	6	66.7%	22.2%	Above (+1.48) vs 2.52
2026-03-14	Charles Johnson	2	33	6	7	85.7%	18.2%	Above (+3.48) vs 2.52
2026-03-14	Charles Johnson	3	34	2	2	100.0%	5.9%	Below (-0.52) vs 2.52
2025-10-18	HyunSung Park	1	10	2	5	40.0%	20.0%	Below (-0.52) vs 2.52
2025-10-18	HyunSung Park	2	7	0	1	0.0%	0.0%	Below (-2.52) vs 2.52
2025-10-18	HyunSung Park	3	14	0	1	0.0%	0.0%	Below (-2.52) vs 2.52
2025-06-07	Joshua Van	1	28	2	3	66.7%	7.1%	Below (-0.52) vs 2.52
2025-06-07	Joshua Van	2	52	3	3	100.0%	5.8%	Above (+0.48) vs 2.52
2025-06-07	Joshua Van	3	45	1	1	100.0%	2.2%	Below (-1.52) vs 2.52
2024-12-14	Manel Kape	1	32	9	9	100.0%	28.1%	Above (+6.48) vs 2.52
2024-12-14	Manel Kape	2	39	9	9	100.0%	23.1%	Above (+6.48) vs 2.52
2024-12-14	Manel Kape	3	40	4	4	100.0%	10.0%	Above (+1.48) vs 2.52
2024-07-20	Cody Durden	1	24	3	4	75.0%	12.5%	Above (+0.48) vs 2.52
2024-07-20	Cody Durden	2	4	0	0	—	0.0%	Below (-2.52) vs 2.52
2023-03-11	Tyson Nam	1	12	3	3	100.0%	25.0%	Above (+0.48) vs 2.52
2023-03-11	Tyson Nam	2	0	0	0	—	—	Below (-2.52) vs 2.52
2021-05-22	Victor Rodriguez	1	0	0	0	—	—	Below (-2.52) vs 2.52
2021-03-20	JP Buys	1	6	3	4	75.0%	50.0%	Above (+0.48) vs 2.52
2021-03-20	JP Buys	2	11	2	3	66.7%	18.2%	Below (-0.52) vs 2.52
2020-10-10	Tagir Ulanbekov	1	13	3	5	60.0%	23.1%	Above (+0.48) vs 2.52
2020-10-10	Tagir Ulanbekov	2	12	1	1	100.0%	8.3%	Below (-1.52) vs 2.52
2020-10-10	Tagir Ulanbekov	3	21	1	1	100.0%	4.8%	Below (-1.52) vs 2.52
2020-03-14	David Dvorak	1	14	2	3	66.7%	14.3%	Below (-0.52) vs 2.52
2020-03-14	David Dvorak	2	17	3	3	100.0%	17.6%	Above (+0.48) vs 2.52
2020-03-14	David Dvorak	3	36	3	4	75.0%	8.3%	Above (+0.48) vs 2.52
2019-10-05	Khalid Taha	1	12	1	4	25.0%	8.3%	Below (-1.52) vs 2.52
2019-10-05	Khalid Taha	2	8	2	2	100.0%	25.0%	Below (-0.52) vs 2.52
2019-10-05	Khalid Taha	3	18	2	2	100.0%	11.1%	Below (-0.52) vs 2.52

Silva Leg Offense — Round × Opponent

Bruno Silva — **offensive** leg sig / low-kick proxy. Same columns as Filho offense (Date · … · vs Opp Avg Abs).

Baseline: round Leg Lnd vs that opponent's career avg leg sig absorbed/rnd (Above/Below/≈Avg; in parentheses). Flyweight division avg leg L/rnd ≈ 2.45.

Career: 89 of 106 leg sig (84.0% · 18.2% of 489 sig landed).

Date	Opponent	Rnd	Sig Lnd	Leg Lnd	Leg Att	Leg Acc%	Leg Share%	vs Opp Avg Abs
2026-06-06	Edgar Chairez	1	17	3	3	100.0%	17.6%	Below (-0.35) vs 3.35
2026-03-14	Charles Johnson	1	12	4	4	100.0%	33.3%	Below (-0.30) vs 4.30
2026-03-14	Charles Johnson	2	27	3	5	60.0%	11.1%	Below (-1.30) vs 4.30
2026-03-14	Charles Johnson	3	34	0	0	—	0.0%	Below (-4.30) vs 4.30
2025-10-18	HyunSung Park	1	20	2	3	66.7%	10.0%	≈Avg (-0.09) vs 2.09
2025-10-18	HyunSung Park	2	12	0	0	—	0.0%	Below (-2.09) vs 2.09
2025-10-18	HyunSung Park	3	14	0	0	—	0.0%	Below (-2.09) vs 2.09
2025-06-07	Joshua Van	1	22	13	14	92.9%	59.1%	Above (+8.35) vs 4.65
2025-06-07	Joshua Van	2	22	8	8	100.0%	36.4%	Above (+3.35) vs 4.65
2025-06-07	Joshua Van	3	32	5	7	71.4%	15.6%	Above (+0.35) vs 4.65
2024-12-14	Manel Kape	1	19	2	2	100.0%	10.5%	Below (-1.56) vs 3.56
2024-12-14	Manel Kape	2	27	7	7	100.0%	25.9%	Above (+3.44) vs 3.56
2024-12-14	Manel Kape	3	11	0	0	—	0.0%	Below (-3.56) vs 3.56
2024-07-20	Cody Durden	1	22	4	5	80.0%	18.2%	Above (+1.19) vs 2.81
2024-07-20	Cody Durden	2	20	1	1	100.0%	5.0%	Below (-1.81) vs 2.81
2023-03-11	Tyson Nam	1	19	4	4	100.0%	21.1%	Above (+0.39) vs 3.61
2023-03-11	Tyson Nam	2	4	0	0	—	0.0%	Below (-3.61) vs 3.61
2021-05-22	Victor Rodriguez	1	6	1	1	100.0%	16.7%	Above (+0.50) vs 0.50
2021-03-20	JP Buys	1	15	3	3	100.0%	20.0%	Above (+2.29) vs 0.71
2021-03-20	JP Buys	2	22	1	1	100.0%	4.5%	Above (+0.29) vs 0.71
2020-10-10	Tagir Ulanbekov	1	20	11	13	84.6%	55.0%	Above (+6.57) vs 4.43
2020-10-10	Tagir Ulanbekov	2	8	5	7	71.4%	62.5%	Above (+0.57) vs 4.43
2020-10-10	Tagir Ulanbekov	3	19	1	1	100.0%	5.3%	Below (-3.43) vs 4.43
2020-03-14	David Dvorak	1	19	5	6	83.3%	26.3%	Above (+1.69) vs 3.31
2020-03-14	David Dvorak	2	8	2	3	66.7%	25.0%	Below (-1.31) vs 3.31
2020-03-14	David Dvorak	3	18	1	2	50.0%	5.6%	Below (-2.31) vs 3.31
2019-10-05	Khalid Taha	1	9	3	4	75.0%	33.3%	Above (+0.93) vs 2.07
2019-10-05	Khalid Taha	2	11	0	1	0.0%	0.0%	Below (-2.07) vs 2.07
2019-10-05	Khalid Taha	3	0	0	1	0.0%	—	Below (-2.07) vs 2.07

Filho Leg Defense — Absorbed (Round × Opponent)

Jafel Filho — **defensive** leg sig absorbed. Same columns as Silva defense (Date · … · vs Own Avg Abs).

Baseline: round Leg Abs vs this fighter's own career avg leg sig absorbed/rnd (Above/Below/≈Avg; in parentheses). Flyweight division avg leg L/rnd ≈ 2.45.

Career absorbed: 23 of 33 (69.7% opponent leg acc · 26.4% of sig absorbed).

Date	Opponent	Rnd	Sig Abs	Leg Abs	Leg Att	Opp Acc%	Leg Share%	vs Own Avg Abs
2026-04-25	Cody Durden	1	11	1	2	50.0%	9.1%	Below (-0.92) vs 1.92
2026-04-25	Cody Durden	2	15	8	8	100.0%	53.3%	Above (+6.08) vs 1.92
2026-04-25	Cody Durden	3	8	0	2	0.0%	0.0%	Below (-1.92) vs 1.92
2025-10-11	Clayton Carpenter	1	7	2	4	50.0%	28.6%	≈Avg (+0.08) vs 1.92
2025-05-31	Allan Nascimento	1	4	3	5	60.0%	75.0%	Above (+1.08) vs 1.92
2025-05-31	Allan Nascimento	2	6	2	2	100.0%	33.3%	≈Avg (+0.08) vs 1.92
2025-05-31	Allan Nascimento	3	2	0	1	0.0%	0.0%	Below (-1.92) vs 1.92
2024-03-16	Ode Osbourne	1	0	0	0	—	—	Below (-1.92) vs 1.92
2023-07-22	Daniel Barez	1	18	3	4	75.0%	16.7%	Above (+1.08) vs 1.92
2023-03-18	Muhammad Mokaev	1	9	2	3	66.7%	22.2%	≈Avg (+0.08) vs 1.92
2023-03-18	Muhammad Mokaev	2	7	2	2	100.0%	28.6%	≈Avg (+0.08) vs 1.92
2023-03-18	Muhammad Mokaev	3	0	0	0	—	—	Below (-1.92) vs 1.92

Opponent Career Historical Avg — Leg Sig Absorbed

For each UFC opponent faced: career historical average leg sig strikes **absorbed** (what opponents land on them across their UFC career). This is the offense-row baseline for the Above/Below column. Opponents ordered by most recent appearance.

Opponents faced by Bruno Silva — their career leg-absorbed averages

Opponent	Fights	Rnds	Leg Abs L/T	Avg Leg Abs /Fight	Avg /Rnd	Leg Acc% on them	Leg Share% of SS Abs
Edgar Chairez	9	17	57 of 69	6.33	3.35	82.6%	17.2%
Charles Johnson	16	43	185 of 231	11.56	4.30	80.1%	23.2%
HyunSung Park	5	11	23 of 31	4.60	2.09	74.2%	18.5%
Joshua Van	12	37	172 of 217	14.33	4.65	79.3%	17.3%
Manel Kape	11	27	96 of 144	8.73	3.56	66.7%	20.0%
Cody Durden	18	42	118 of 150	6.56	2.81	78.7%	17.5%
Tyson Nam	8	18	65 of 76	8.12	3.61	85.5%	17.3%
Victor Rodriguez	2	2	1 of 1	0.50	0.50	100.0%	4.3%
JP Buys	4	7	5 of 6	1.25	0.71	83.3%	5.4%
Tagir Ulanbekov	8	21	93 of 111	11.62	4.43	83.8%	27.4%
David Dvorak	6	16	53 of 66	8.83	3.31	80.3%	20.9%
Khalid Taha	6	14	29 of 34	4.83	2.07	85.3%	11.4%

Opponents faced by Jafel Filho — their career leg-absorbed averages

Opponent	Fights	Rnds	Leg Abs L/T	Avg Leg Abs /Fight	Avg /Rnd	Leg Acc% on them	Leg Share% of SS Abs
Cody Durden	18	42	118 of 150	6.56	2.81	78.7%	17.5%
Clayton Carpenter	5	10	37 of 41	7.40	3.70	90.2%	17.0%
Allan Nascimento	6	15	6 of 10	1.00	0.40	60.0%	4.3%
Ode Osbourne	14	28	67 of 86	4.79	2.39	77.9%	17.6%
Daniel Barez	4	10	55 of 69	13.75	5.50	79.7%	15.8%
Muhammad Mokaev	7	19	15 of 35	2.14	0.79	42.9%	12.6%

Source: UFCStats **LEG** = significant strikes to the legs (leg sig / low-kick proxy). Landed of attempted parsed from fight-stats CSV. Sort: most recent → oldest.

Flyweight Division Context

Upcoming bout is billed **Flyweight**. Division pool (n=152): Fighters whose majority of UFC bouts are in billed class 'Flyweight', OR whose most recent UFC bout is in that family. **Last Greco weight class:** Silva = **Flyweight Bout**; Filho = **Bantamweight Bout**. Values: fighter · division average · delta · standing in division. Control rows show seconds and % of a 15-min fight.

Metric	Div Avg	Silva	vs avg	Silva standing	Filho	vs avg	Filho standing
SS Acc %	42.4%	51.4%	+9.0 pp	top 14%	40.1%	-2.3 pp	top 65%
SS Def %	55.1%	51.4%	-3.7 pp	top 70%	52.2%	-2.9 pp	top 66%
TD Acc %	33.1%	24.2%	-8.9 pp	top 75%	56.2%	+23.1 pp	top 13%
TDD %	58.0%	72.0%	+14.0 pp	top 28%	47.4%	-10.6 pp	top 73%
Control expected / 15 min	162.4s (18.0%)	179.8s (20.0%)	+17.4s	top 37%	267.1s (29.7%)	+104.7s	top 20%
Control allowed / 15 min	202.0s (22.4%)	83.5s (9.3%)	-118.5s	top 20%	344.6s (38.3%)	+142.6s	top 89%
KD rate / 15	0.27	0.85	+0.58	top 5.9%	0.00	-0.27	top 100%
KD Abs rate / 15	0.50	0.85	+0.35	top 89%	0.26	-0.24	top 53%
SLpM	3.15	3.95	+0.80	top 19%	1.63	-1.52	top 87%
SApM	3.55	4.72	+1.17	top 82%	1.52	-2.03	top 3.3%

Control expected / allowed per 15 min = total CTRL (or CTRL against) seconds ÷ fight seconds × 900. Shown as seconds and % of a 15-minute (900s) fight (e.g. 290.4s ≈ 32.3%).

Silva vs division field

SS Acc **51.4%** (div avg 42.4%, top 14%) · SS Def **51.4%** (top 70%) · TDD **72.0%** (top 28%). Last Greco class: Flyweight Bout.

Filho vs division field

SLpM **1.63** (top 87%) · TDD **47.4%** (top 73%) · SS Def **52.2%** (top 66%). Last Greco class: Bantamweight Bout.

Standing = share of the Flyweight pool at or better on that metric ("top X%"). For Control allowed / 15, KD Abs rate, and SApM, lower is better.

Bruno Silva — A/B/C/D Fight Tables

Locked next-build tables. **A/B** = every UFC round × opponent (most recent first); sig by **distance / clinch / ground only** (no head/body/leg). Striking time = mm:ss [% of round clock] (clock – CTRL). Stand/15* = projected sig pace if stand-up lasted a full 15 min on striking-time basis. **C/D** = fight-level grappling. C/D styles: **bold gold wash** = ≥1 TD attempt; muted = 0 attempts; **teal wash** = landed ≥1 TD vs historically strong career TDD (≥70%). Diff = subject sig landed – absorbed.

A — Offensive Significant Strikes — Bruno Silva

SS T/L = thrown/landed. Dist/Clin/Gnd = sig landed/thrown by position. Tot D/C/G uses UFCStats position splits (all distance strikes are significant).

Date	Opponent	R	WC	SS T/L	Diff	KD	Dist	Clin	Gnd	Tot T/L	Tot D/C/G	StrTime [%clk]	Stand/15 *
Jun 06, 2026	Edgar Chairez	1	Flyweight Bout	29/17	-7	0	17/29	0/0	0/0	29/17	17/0/0	4:13 [100%]	60.5
Mar 14, 2026	Charles Johnson	1	Flyweight Bout	19/12	-6	0	12/19	0/0	0/0	22/15	12/0/0	4:07 [82%]	43.7
Mar 14, 2026	Charles Johnson	2	Flyweight Bout	53/27	-6	0	27/52	0/1	0/0	66/37	27/0/0	3:39 [73%]	111.0
Mar 14, 2026	Charles Johnson	3	Flyweight Bout	64/34	0	0	32/60	2/4	0/0	83/49	32/2/0	3:31 [70%]	136.5
Oct 18, 2025	HyunSung Park	1	Flyweight Bout	33/20	10	0	19/32	1/1	0/0	33/20	19/1/0	4:20 [87%]	65.8
Oct 18, 2025	HyunSung Park	2	Flyweight Bout	18/12	5	1	12/18	0/0	0/0	36/26	12/0/0	1:35 [32%]	113.7
Oct 18, 2025	HyunSung Park	3	Flyweight Bout	23/14	0	0	13/22	1/1	0/0	23/14	13/1/0	1:31 [67%]	128.6
Jun 07, 2025	Joshua Van	1	Flyweight Bout	40/22	-6	0	22/40	0/0	0/0	40/22	22/0/0	5:00 [100%]	66.0
Jun 07, 2025	Joshua Van	2	Flyweight Bout	49/22	-30	0	22/49	0/0	0/0	49/22	22/0/0	4:51 [97%]	68.0
Jun 07, 2025	Joshua Van	3	Flyweight Bout	60/32	-13	0	29/57	3/3	0/0	61/33	29/3/0	4:01 [100%]	108.3
Dec 14, 2024	Manel Kape	1	Flyweight Bout	34/19	-13	0	18/33	1/1	0/0	36/21	18/1/0	5:00 [100%]	54.0
Dec 14, 2024	Manel Kape	2	Flyweight Bout	43/27	-12	0	26/42	1/1	0/0	44/28	26/1/0	5:00 [100%]	78.0
Dec 14, 2024	Manel Kape	3	Flyweight Bout	35/11	-29	0	11/35	0/0	0/0	35/11	11/0/0	1:57 [100%]	84.6
Jul 20, 2024	Cody Durden	1	Flyweight Bout	47/22	-2	0	21/46	1/1	0/0	48/23	21/1/0	4:48 [96%]	65.6
Jul 20, 2024	Cody Durden	2	Flyweight Bout	26/20	16	1	3/5	0/0	17/21	29/22	3/0/17	2:47 [94%]	16.2
Mar 11, 2023	Tyson Nam	1	Flyweight Bout	36/19	7	0	19/35	0/1	0/0	36/19	19/0/0	5:00 [100%]	57.0
Mar 11, 2023	Tyson Nam	2	Flyweight Bout	9/4	4	1	2/3	0/0	2/6	14/8	2/0/2	0:30 [36%]	60.0
May 22, 2021	Victor Rodriguez	1	Flyweight Bout	12/6	6	1	3/6	1/1	2/5	12/6	3/1/2	0:58 [97%]	46.5
Mar 20, 2021	JP Buys	1	Flyweight Bout	23/15	9	0	12/18	1/2	2/3	40/29	12/1/2	2:27 [49%]	73.5
Mar 20, 2021	JP Buys	2	Flyweight Bout	38/22	11	3	14/25	0/0	8/13	49/33	14/0/8	1:38 [56%]	128.6
Oct 10, 2020	Tagir Ulanbekov	1	Flyweight Bout	40/20	7	0	19/39	1/1	0/0	42/20	19/1/0	4:42 [94%]	60.6

Date	Opponent	R	WC	SS T/L	Diff	KD	Dist	Clin	Gnd	Tot T/L	Tot D/C/G	StrTime [%clk]	Stand/15 *
Oct 10, 2020	Tagir Ulanbekov	2	Flyweight Bout	18/8	-4	0	7/16	1/2	0/0	32/18	7/1/0	4:13 [84%]	24.9
Oct 10, 2020	Tagir Ulanbekov	3	Flyweight Bout	56/19	-2	0	14/49	5/7	0/0	60/21	14/5/0	3:44 [75%]	56.2
Mar 14, 2020	David Dvorak	1	Flyweight Bout	33/19	5	0	15/26	2/2	2/5	37/23	15/2/2	4:09 [83%]	54.2
Mar 14, 2020	David Dvorak	2	Flyweight Bout	21/8	-9	0	6/19	2/2	0/0	23/10	6/2/0	4:47 [96%]	18.8
Mar 14, 2020	David Dvorak	3	Flyweight Bout	43/18	-18	0	14/37	4/6	0/0	52/27	14/4/0	4:32 [91%]	46.3
Oct 05, 2019	Khalid Taha	1	Bantamweight Bout	22/9	-3	0	8/21	1/1	0/0	39/26	8/1/0	3:47 [76%]	31.7
Oct 05, 2019	Khalid Taha	2	Bantamweight Bout	23/11	3	0	2/5	0/0	9/18	42/23	2/0/9	0:43 [14%]	41.9
Oct 05, 2019	Khalid Taha	3	Bantamweight Bout	5/0	-18	0	0/5	0/0	0/0	7/2	0/0/0	1:30 [50%]	0.0

B — Defensive Significant Strikes — Bruno Silva

Absorbed mirror. Abs T/L = opponent thrown/landed on subject. KD↓ = knockdowns absorbed. Abs/15 = distance sig absorbed per 15 min of striking time.

Date	Opponent	R	WC	Abs T/L	Diff	KD↓	Dist	Clin	Gnd	Tot Abs	Tot D/C/G	StrTime [%clk]	Abs/15*
Jun 06, 2026	Edgar Chairez	1	Flyweight Bout	44/24	-7	2	21/38	0/0	3/6	44/24	21/0/3	4:13 [100%]	74.7
Mar 14, 2026	Charles Johnson	1	Flyweight Bout	34/18	-6	0	11/26	7/8	0/0	36/18	11/7/0	4:07 [82%]	40.1
Mar 14, 2026	Charles Johnson	2	Flyweight Bout	60/33	-6	0	29/56	4/4	0/0	65/38	29/4/0	3:39 [73%]	119.2
Mar 14, 2026	Charles Johnson	3	Flyweight Bout	68/34	0	0	21/50	13/18	0/0	88/54	21/13/0	3:31 [70%]	89.6
Oct 18, 2025	HyunSung Park	1	Flyweight Bout	31/10	10	0	7/26	3/5	0/0	37/15	7/3/0	4:20 [87%]	24.2
Oct 18, 2025	HyunSung Park	2	Flyweight Bout	31/7	5	0	6/29	1/2	0/0	53/27	6/1/0	1:35 [32%]	56.8
Oct 18, 2025	HyunSung Park	3	Flyweight Bout	46/14	0	0	10/40	4/6	0/0	46/14	10/4/0	1:31 [67%]	98.9
Jun 07, 2025	Joshua Van	1	Flyweight Bout	55/28	-6	1	26/52	1/1	1/2	55/28	26/1/1	5:00 [100%]	78.0
Jun 07, 2025	Joshua Van	2	Flyweight Bout	93/52	-30	2	33/65	2/3	17/25	117/76	33/2/17	4:51 [97%]	102.1
Jun 07, 2025	Joshua Van	3	Flyweight Bout	69/45	-13	0	38/60	1/1	6/8	69/45	38/1/6	4:01 [100%]	141.9
Dec 14, 2024	Manel Kape	1	Flyweight Bout	48/32	-13	0	31/47	1/1	0/0	48/32	31/1/0	5:00 [100%]	93.0
Dec 14, 2024	Manel Kape	2	Flyweight Bout	66/39	-12	0	38/65	1/1	0/0	66/39	38/1/0	5:00 [100%]	114.0
Dec 14, 2024	Manel Kape	3	Flyweight Bout	54/40	-29	1	40/53	0/0	0/1	54/40	40/0/0	1:57 [100%]	307.7
Jul 20, 2024	Cody Durden	1	Flyweight Bout	57/24	-2	0	24/57	0/0	0/0	58/25	24/0/0	4:48 [96%]	75.0
Jul 20, 2024	Cody Durden	2	Flyweight Bout	6/4	16	0	3/5	1/1	0/0	10/6	3/1/0	2:47 [94%]	16.2

Date	Opponent	R	WC	Abs T/L	Diff	KD↓	Dist	Clin	Gnd	Tot Abs	Tot D/C/G	StrTime [%clk]	Abs/15*
Mar 11, 2023	Tyson Nam	1	Flyweight Bout	35/12	7	0	12/35	0/0	0/0	35/12	12/0/0	5:00 [100%]	36.0
Mar 11, 2023	Tyson Nam	2	Flyweight Bout	3/0	4	0	0/3	0/0	0/0	3/0	0/0/0	0:30 [36%]	0.0
May 22, 2021	Victor Rodriguez	1	Flyweight Bout	3/0	6	0	0/3	0/0	0/0	3/0	0/0/0	0:58 [97%]	0.0
Mar 20, 2021	JP Buys	1	Flyweight Bout	22/6	9	0	6/21	0/1	0/0	37/21	6/0/0	2:27 [49%]	36.7
Mar 20, 2021	JP Buys	2	Flyweight Bout	34/11	11	0	9/32	2/2	0/0	39/16	9/2/0	1:38 [56%]	82.7
Oct 10, 2020	Tagir Ulanbekov	1	Flyweight Bout	48/13	7	0	13/48	0/0	0/0	55/19	13/0/0	4:42 [94%]	41.5
Oct 10, 2020	Tagir Ulanbekov	2	Flyweight Bout	25/12	-4	0	12/25	0/0	0/0	42/25	12/0/0	4:13 [84%]	42.7
Oct 10, 2020	Tagir Ulanbekov	3	Flyweight Bout	49/21	-2	0	20/46	1/3	0/0	55/25	20/1/0	3:44 [75%]	80.4
Mar 14, 2020	David Dvorak	1	Flyweight Bout	38/14	5	0	13/35	1/3	0/0	47/21	13/1/0	4:09 [83%]	47.0
Mar 14, 2020	David Dvorak	2	Flyweight Bout	35/17	-9	0	12/26	3/7	2/2	48/29	12/3/2	4:47 [96%]	37.6
Mar 14, 2020	David Dvorak	3	Flyweight Bout	60/36	-18	0	26/46	10/14	0/0	66/42	26/10/0	4:32 [91%]	86.0
Oct 05, 2019	Khalid Taha	1	Bantamweight Bout	43/12	-3	1	12/43	0/0	0/0	55/24	12/0/0	3:47 [76%]	47.6
Oct 05, 2019	Khalid Taha	2	Bantamweight Bout	20/8	3	0	4/11	2/3	2/6	28/15	4/2/2	0:43 [14%]	83.7
Oct 05, 2019	Khalid Taha	3	Bantamweight Bout	25/18	-18	0	3/8	4/4	11/13	44/35	3/4/11	1:30 [50%]	30.0

C — Offensive Takedowns — Bruno Silva

Opp TD allwd/f = opponent career takedowns absorbed ÷ UFC fights. Opp Career TDD% = 1 – (TD landed on them / TD attempted on them).

Date	Opponent	R	Res	TD A/L	Opp TD allwd/f	CTRL	Sub	Rev	Opp Career TDD%
Jun 06, 2026	Edgar Chairez	—	L	3/0	1.62	0:00	0	0	50.0%
Mar 14, 2026	Charles Johnson	—	L	8/0	2.69	3:43	0	0	66.9%
Oct 18, 2025	HyunSung Park	—	W	9/5	1.80	4:49	1	0	43.8%
Jun 07, 2025	Joshua Van	—	L	6/1	1.92	0:09	0	0	75.0%
Dec 14, 2024	Manel Kape	—	L	5/0	0.82	0:00	0	0	78.6%
Jul 20, 2024	Cody Durden	—	W	2/0	0.56	0:23	0	0	56.5%
Mar 11, 2023	Tyson Nam	—	W	1/0	0.25	0:53	1	0	87.5%
May 22, 2021	Victor Rodriguez	—	W	0/0	0.00	0:02	0	0	—
Mar 20, 2021	JP Buys	—	W	2/1	1.25	3:51	0	0	28.6%
Oct 10, 2020	Tagir Ulanbekov	—	L	8/4	1.38	2:21	0	0	63.3%
Mar 14, 2020	David Dvorak	—	L	11/3	1.00	1:32	0	0	70.0%
Oct 05, 2019	Khalid Taha	—	NC	11/2	2.67	7:00	0	0	61.9%

Above-expected TD (C) — Bruno Silva

Landed ≥1 TD vs historically strong career TDD (≥70%): Joshua Van (Jun 07, 2025) TD 1/6 vs career TDD 75.0%; David Dvorak (Mar 14, 2020) TD 3/11 vs career TDD 70.0%.

D — Defensive Grappling — Bruno Silva

TD ag = takedown attempts/landed against subject. CTRL ag = opponent control. Fight TDD% = stuff rate in that fight; Opp TD Acc = opponent career offensive TD accuracy. Teal wash = opponent landed ≥1 TD despite subject's strong career TDD.

Date	Opponent	R	Res	TD ag A/L	CTRL ag	Sub ag	Rev ag	Fight TDD%	Opp TD Acc	Opp TD/f
Jun 06, 2026	Edgar Chairez	—	L	0/0	0:24	1	0	—	—	0.00
Mar 14, 2026	Charles Johnson	—	L	6/0	0:06	0	0	100.0%	—	0.38
Oct 18, 2025	HyunSung Park	—	W	4/1	0:42	0	0	75.0%	—	0.60
Jun 07, 2025	Joshua Van	—	L	0/0	1:01	0	0	—	—	0.67
Dec 14, 2024	Manel Kape	—	L	0/0	0:01	0	0	—	—	0.27
Jul 20, 2024	Cody Durden	—	W	1/1	2:35	3	0	0.0%	—	2.72
Mar 11, 2023	Tyson Nam	—	W	0/0	0:00	0	0	—	—	0.00
May 22, 2021	Victor Rodriguez	—	W	0/0	0:00	0	0	—	—	0.00
Mar 20, 2021	JP Buys	—	W	1/0	1:02	1	0	100.0%	—	0.25
Oct 10, 2020	Tagir Ulanbekov	—	L	11/5	3:47	0	0	54.5%	—	2.25
Mar 14, 2020	David Dvorak	—	L	1/0	1:12	0	2	100.0%	—	0.50
Oct 05, 2019	Khalid Taha	—	NC	1/0	0:39	1	0	100.0%	—	0.00

Jafel Filho — A/B/C/D Fight Tables

Locked next-build tables. **A/B** = every UFC round × opponent (most recent first); sig by **distance / clinch / ground only** (no head/body/leg). Striking time = mm:ss [% of round clock] (clock – CTRL). Stand/15* = projected sig pace if stand-up lasted a full 15 min on striking-time basis. **C/D** = fight-level grappling. C/D styles: **bold gold wash** = ≥1 TD attempt; muted = 0 attempts; **teal wash** = landed ≥1 TD vs historically strong career TDD (≥70%). Diff = subject sig landed – absorbed.

A — Offensive Significant Strikes — Jafel Filho

SS T/L = thrown/landed. Dist/Clin/Gnd = sig landed/thrown by position. Tot D/C/G uses UFCStats position splits (all distance strikes are significant).

Date	Opponent	R	WC	SS T/L	Diff	KD	Dist	Clin	Gnd	Tot T/L	Tot D/C/G	StrTime [%clk]	Stand/15 *
Apr 25, 2026	Cody Durden	1	Bantamweight Bout	12/3	-8	0	3/11	0/1	0/0	18/9	3/0/0	3:00 [60%]	15.0
Apr 25, 2026	Cody Durden	2	Bantamweight Bout	28/8	-7	0	7/26	1/2	0/0	39/17	7/1/0	4:16 [85%]	24.6
Apr 25, 2026	Cody Durden	3	Bantamweight Bout	23/12	4	0	6/17	6/6	0/0	36/24	6/6/0	4:36 [92%]	19.6
Oct 11, 2025	Clayton Carpenter	1	Flyweight Bout	13/5	-2	0	4/11	1/2	0/0	38/28	4/1/0	2:19 [49%]	25.9
May 31, 2025	Allan Nascimento	1	Flyweight Bout	20/11	7	0	4/11	5/7	2/2	37/22	4/5/2	0:53 [18%]	67.9
May 31, 2025	Allan Nascimento	2	Flyweight Bout	4/1	-5	0	0/3	1/1	0/0	17/13	0/1/0	3:49 [76%]	0.0
May 31, 2025	Allan Nascimento	3	Flyweight Bout	6/2	0	0	2/6	0/0	0/0	9/5	2/0/0	3:58 [79%]	7.6
Mar 16, 2024	Ode Osbourne	1	Flyweight Bout	35/21	21	0	3/7	0/0	18/28	66/43	3/0/18	1:06 [25%]	40.9
Jul 22, 2023	Daniel Barez	1	Flyweight Bout	54/21	3	0	21/54	0/0	0/0	62/23	21/0/0	2:31 [73%]	125.2
Mar 18, 2023	Muhammad Mokaev	1	Flyweight Bout	10/2	-7	0	2/9	0/0	0/1	21/12	2/0/0	5:00 [100%]	6.0
Mar 18, 2023	Muhammad Mokaev	2	Flyweight Bout	26/7	0	0	7/26	0/0	0/0	56/33	7/0/0	4:58 [99%]	21.1
Mar 18, 2023	Muhammad Mokaev	3	Flyweight Bout	1/0	0	0	0/1	0/0	0/0	10/9	0/0/0	3:44 [82%]	0.0

B — Defensive Significant Strikes — Jafel Filho

Absorbed mirror. Abs T/L = opponent thrown/landed on subject. KD↓ = knockdowns absorbed. Abs/15 = distance sig absorbed per 15 min of striking time.

Date	Opponent	R	WC	Abs T/L	Diff	KD↓	Dist	Clin	Gnd	Tot Abs	Tot D/C/G	StrTime [%clk]	Abs/15*
Apr 25, 2026	Cody Durden	1	Bantamweight Bout	23/11	-8	0	3/14	2/3	6/6	50/36	3/2/6	3:00 [60%]	15.0
Apr 25, 2026	Cody Durden	2	Bantamweight Bout	34/15	-7	0	14/33	1/1	0/0	41/21	14/1/0	4:16 [85%]	49.2
Apr 25, 2026	Cody Durden	3	Bantamweight Bout	15/8	4	0	7/14	0/0	1/1	45/34	7/0/1	4:36 [92%]	22.8
Oct 11, 2025	Clayton Carpenter	1	Flyweight Bout	21/7	-2	0	5/18	2/3	0/0	27/12	5/2/0	2:19 [49%]	32.4
May 31, 2025	Allan Nascimento	1	Flyweight Bout	9/4	7	0	4/9	0/0	0/0	12/7	4/0/0	0:53 [18%]	67.9
May 31, 2025	Allan Nascimento	2	Flyweight Bout	9/6	-5	0	3/4	1/1	2/4	24/16	3/1/2	3:49 [76%]	11.8

Date	Opponent	R	WC	Abs T/L	Diff	KD↓	Dist	Clin	Gnd	Tot Abs	Tot D/C/G	StrTime [%clk]	Abs/15*
May 31, 2025	Allan Nascimento	3	Flyweight Bout	6/2	0	0	2/6	0/0	0/0	22/7	2/0/0	3:58 [79%]	7.6
Mar 16, 2024	Ode Osbourne	1	Flyweight Bout	5/0	21	0	0/5	0/0	0/0	6/1	0/0/0	1:06 [25%]	0.0
Jul 22, 2023	Daniel Barez	1	Flyweight Bout	30/18	3	1	18/27	0/1	0/2	30/18	18/0/0	2:31 [73%]	107.3
Mar 18, 2023	Muhammad Mokaev	1	Flyweight Bout	13/9	-7	0	6/9	0/0	3/4	59/48	6/0/3	5:00 [100%]	18.0
Mar 18, 2023	Muhammad Mokaev	2	Flyweight Bout	17/7	0	0	6/16	0/0	1/1	29/19	6/0/1	4:58 [99%]	18.1
Mar 18, 2023	Muhammad Mokaev	3	Flyweight Bout	0/0	0	0	0/0	0/0	0/0	16/12	0/0/0	3:44 [82%]	0.0

C — Offensive Takedowns — Jafel Filho

Opp TD allwd/f = opponent career takedowns absorbed ÷ UFC fights. Opp Career TDD% = 1 – (TD landed on them / TD attempted on them).

Date	Opponent	R	Res	TD A/L	Opp TD allwd/f	CTRL	Sub	Rev	Opp Career TDD%
Apr 25, 2026	Cody Durden	—	L	3/2	0.56	3:08	0	1	56.5%
Oct 11, 2025	Clayton Carpenter	—	W	1/1	1.00	2:23	1	1	50.0%
May 31, 2025	Allan Nascimento	—	L	7/4	1.50	6:20	1	0	43.8%
Mar 16, 2024	Ode Osbourne	—	W	1/1	1.50	3:21	2	0	59.6%
Jul 22, 2023	Daniel Barez	—	W	4/1	1.00	0:55	1	0	66.7%
Mar 18, 2023	Muhammad Mokaev	—	L	0/0	0.43	0:50	2	1	25.0%

D — Defensive Grappling — Jafel Filho

TD ag = takedown attempts/landed against subject. CTRL ag = opponent control. Fight TDD% = stuff rate in that fight; Opp TD Acc = opponent career offensive TD accuracy. Teal wash = opponent landed ≥1 TD despite subject's strong career TDD.

Date	Opponent	R	Res	TD ag A/L	CTRL ag	Sub ag	Rev ag	Fight TDD%	Opp TD Acc	Opp TD/f
Apr 25, 2026	Cody Durden	—	L	5/5	5:14	1	0	0.0%	—	2.72
Oct 11, 2025	Clayton Carpenter	—	W	0/0	1:04	0	1	—	—	0.80
May 31, 2025	Allan Nascimento	—	L	6/1	7:03	1	2	83.3%	—	0.83
Mar 16, 2024	Ode Osbourne	—	W	0/0	0:04	0	0	—	—	0.43
Jul 22, 2023	Daniel Barez	—	W	0/0	0:12	0	0	—	—	0.50
Mar 18, 2023	Muhammad Mokaev	—	L	8/4	8:15	2	0	50.0%	—	4.43

Thanks for Reading — Next Steps

Continue with FightingStats

- Bets, predictions & tape breakdowns → patreon.com/FightingStats
- Generate your own interactive matchups → fightingstats.com
- Public records & results → fightingstats.com/results

Bankroll Tracker Results

Pulled at build from **bankroll-10232026** (year sheets + all-time rollup). Figures are not hardcoded in the template.

Period	W-L	Profit	Units	ROI
2024	386-648	$61,106	+122.2u	14.7%
2025	716-989	$183,271	+366.5u	25.6%
2026 YTD	807-888	$48,812	+122.5u	7.8%
All-time since 2024	1909-2525	$293,189	+611.2u	16.7%
2026 Live Betting	272-197	$31,001	+65.9u	13.8%

Follow FightingStats & Art

@FightingStatsCom · @fightingstats · @FightingStatsCo · @fightingstatsco · Art on X: @MrElectricute · Site: fightingstats.com · Patreon

About the Author — Art C



Art C is a professional sports bettor with **20+ years** of experience, specializing in **UFC / MMA**. He spends **20+ hours per week** on stats and tape study. Tape breakdowns live on Patreon; the analysis drives the results shown above.

@MrElectricute · Patreon · fightingstats.com