# FIGHTING STATS

Customer Matchup Package

**Ian Machado Garry** vs **Yaroslav Amosov**

UFC Fight Night — Welterweight

Co-main Event · 5 rounds · UFC.com rankings: #1 Ian Machado Garry vs #11 Yaroslav Amosov (Welterweight)
UFC Fight Night: Adesanya vs Magomedov · Dec 5, 2026

Inside this report


Matchup Brief — Ian Machado Garry vs Yaroslav Amosov
Scouting Report — Ian Machado Garry
Scouting Report — Yaroslav Amosov
Matchup Board A — Machado Garry OFFENSE vs Amosov DEFENSE
Matchup Board B — Machado Garry DEFENSE vs Amosov OFFENSE
Tale of the Tape
Career Striking Breakdown (multi-column)
Grappling Breakdown & Matchup Implications
Amosov Leg Output vs Machado Garry Leg Absorption
Amosov Leg Offense — Round × Opponent
Machado Garry Leg Defense — Absorbed (Round × Opponent)
Machado Garry Leg Offense — Round × Opponent
Amosov Leg Defense — Absorbed (Round × Opponent)
Opponent Career Historical Avg — Leg Sig Absorbed
Welterweight Division Context
Ian Machado Garry — A/B/C/D Fight Tables
Yaroslav Amosov — A/B/C/D Fight Tables
Results & About FightingStats


Data as of 2026-11-19 · UFC career statistics


JOIN FOR FREE

**This FightingStats report is available for FREE at Patreon.com/FightingStats for a limited time**

JOIN FOR FREE

https://www.patreon.com/FightingStats

**Build your own custom matchups at fightingstats.com (interactive matchups)**

**Public results: fightingstats.com/results**

**All-time since 2024: up +611.2 units at 16.7% ROI**

Follow Fighting Stats

YT @FightingStatsCom · IG @fightingstats · X @FightingStatsCo · TT @fightingstatsco

**MATCHUP BRIEF — Machado Garry vs Amosov**

# Matchup Brief — Ian Machado Garry vs Yaroslav Amosov

**Fighting Stats Dashboard stats updated:** 2026-11-19 check of the 2026-11-16 pull (UFC Stats commit 96adace8, 2026-11-15 data refresh; UFC Stats data through UFC 334: Gane vs. Hokit, Nov 14, 2026) **Research as-of:** 2026-11-19 **Bout:** Welterweight (5 rounds) — **Ian Machado Garry (Blue)** vs **Yaroslav Amosov (Red)** — UFC Fight Night: Adesanya vs. Magomedov (Co-Main Event), Sat Dec 5, 2026, Riyadh, Saudi Arabia (UFC.com: The Venue, Riyadh; Wikipedia/Sherdog/Tapology: anb Arena)

## 1. Quick Tape

| Ian Machado Garry (Blue) | | Yaroslav Amosov (Red) |
|---|---|---|
| **17-2-0** (UFC **10-2**) | **Record** | **30-1-0** (UFC **2-0**) |
| **29** on fight night (DOB Nov 17, 1997) | **Age** | **33** on fight night (DOB Sep 9, 1993) |
| 6' 3" / 74" | **Height / Reach** | 6' 0" / 75" (UFC.com; UFC Stats lists none; Sherdog and Tapology list 5' 11") |
| Orthodox | **Stance** | — |
| Team Garry (UFC.com) | **Gym** | American Top Team |
| #1 (WW) | **Ranking** | #11 (WW) |
| L1 | **Streak** | W3 |
| Islam Makhachev — Decision (Unanimous) L (Aug 15, 2026) | **Last fight** | Joel Alvarez — Submission (Arm-Triangle Choke) W (May 9, 2026) |
| Pro: 7 KO / 1 SUB / 9 DEC | **Win methods** | Pro: 9 KO / 13 SUB / 8 DEC |
| No (0 KO/TKO, 0 SUB, 2 DEC losses) | **Finished before?** | Yes (1 KO/TKO, 0 SUB, 0 DEC loss) |
| **~3.7 months** (112 days) | **Layoff into this bout** | **~6.9 months** (210 days) |
| Welterweight throughout his pro career (Sherdog; UFC Stats) | **Weight history** | Welterweight; one Bellator catchweight bout (David Rickels, Aug 2019) (Wikipedia) |

## 2. Statistical Edges (UFC — UFC Stats)

Welterweight division averages from UFC Stats (n=452 with metrics).

| Machado Garry (12, 187.3 min) | Metric | Amosov (2, 9.4 min) | Edge |
|---|---|---|---|
| 4.29 (pctl 82) | **SLpM** | 2.65 (pctl 45) | Machado Garry |
| 2.59 (pctl 67) | **SApM** | 1.38 (pctl 95) | Amosov |
| 53.7% (pctl 88) | **Str Acc** | 53.2% (pctl 87) | Machado Garry |
| 52.8% (pctl 46) | **Str Def** | 60.6% (pctl 81) | Amosov |
| 31.2% (pctl 37) | **TD Acc** | 53.8% (pctl 81) | Amosov |
| 71.1% (pctl 69) | **TD Def** | — | — |
| 1:33 (pctl 29) | **CTRL /15** | 9:12 (pctl 98) | Amosov |
| 3:26 (pctl 49) | **CTRL against /15** | 0:00 (pctl 99) | Amosov |
| 0.32 (pctl 63) | **KD rate /15** | 0.00 (pctl 0) | Machado Garry |

| Machado Garry (12, 187.3 min) | Metric | Amosov (2, 9.4 min) | Edge |
|---|---|---|---|
| 0.16 (pctl 56) | **KD absorbed /15** | 0.00 (pctl 63) | Amosov |
| 0.80 (10/32) | **TD Avg /15** | 11.11 (7/13) | Amosov |
| 0.32 | **Sub Avg /15** | 3.17 | Amosov |
| Distance 90.3% / Clinch 5.6% / Ground 4.1% | **Position share (sig landed)** | Distance 68.0% / Clinch 20.0% / Ground 12.0% | — |

## 3. Style Clash (sourced, how they normally win)

**Machado Garry path (how he has been winning):** Long, boxing-based welterweight who wins on points: 10-2 in the UFC, seven decisions, three fights to the 25-minute mark (two of them losses to Rakhmonov and Makhachev).

**Amosov path (how he has been winning):** Sambo grappler and finisher: 30-1 pro, 13 submission wins (UFC.com), both UFC fights won by submission inside two rounds; former Bellator champion with two five-round decision wins.

**Central tension:** Machado Garry's range and takedown defense against Amosov's chain wrestling and anaconda/arm-triangle finishes, over five rounds.

**Physicals + stance:** Machado Garry is 6' 3" with a 74.5" reach (UFC.com; UFC Stats lists 74"); Amosov is 6' 0" with a 75" reach on UFC.com (Sherdog/Tapology: 5' 11"). UFC Stats has no height, reach or stance for Amosov.

**Shared opponents / links:** Both beat Neil Magny: Machado Garry by UD (UFC 292, Aug 2023), Amosov by R1 anaconda choke (Dec 13, 2025) (UFC Stats).

## 4. Optimal Matchup Path (keys — not picks)

**For Machado Garry (Blue)**

- Keep it at range and make Amosov strike to enter; avoid the clinch and fence.
- Use five-round experience (three UFC 25-minute fights) to bank rounds.
- Defend the front-headlock and side-control entries that set up Amosov's anacondas.

**For Amosov (Red)**

- Wrestle early and often; Machado Garry's two losses came against fighters who could match his range or control (Rakhmonov, Makhachev).
- Hunt anaconda and arm-triangle finishes from top position.
- Survive the striking at distance on the way in.

**Expectation-break watch:** Amosov's first UFC fight past round two; whether Machado Garry's takedown defense holds against a world-level sambo wrestler for 25 minutes.

## 5. Last Five Fights (dates + time between)

### Machado Garry — last 5

| # | Date | Opponent | Result | Method | Time since prior |
|---|---|---|---|---|---|
| 1 | **Aug 15, 2026** | Islam Makhachev (UFC 330 - Makhachev vs. Garry) | L | Decision (Unanimous) | **266 days** after Muhammad |
| 2 | **Nov 22, 2025** | Belal Muhammad (UFC Fight Night 265 - Tsarukyan vs. Hooker) | W | Decision (Unanimous) | **210 days** after Prates |
| 3 | **Apr 26, 2025** | Carlos Prates (UFC on ESPN 66 - Garry vs. Prates) | W | Decision (Unanimous) | **140 days** after Rakhmonov |
| 4 | **Dec 7, 2024** | Shavkat Rakhmonov (UFC 310 - Pantoja vs. Asakura) | L | Decision (Unanimous) | **161 days** after Page |

| # | Date | Opponent | Result | Method | Time since prior |
|---|---|---|---|---|---|
| 5 | **Jun 29, 2024** | Michael Page (UFC 303 - Pereira vs. Prochazka 2) | W | Decision (Unanimous) | **133 days** after Neal |

**Into UFC Fight Night: Adesanya vs. Magomedov (Dec 5, 2026): 112 days (~3.7 months)** since Makhachev.

### Amosov — last 5

| # | Date | Opponent | Result | Method | Time since prior |
|---|---|---|---|---|---|
| 1 | **May 9, 2026** | Joel Alvarez (UFC 328 - Chimaev vs. Strickland) | W | Submission (Arm-Triangle Choke) R2 | **147 days** after Magny |
| 2 | **Dec 13, 2025** | Neil Magny (UFC on ESPN 73 - Royval vs. Kape) | W | Submission (Anaconda Choke) R1 | **274 days** after Millender |
| 3 | **Mar 14, 2025** | Curtis Millender (CFFC 140 - Cage Fury Fighting Championships 140: Amosov vs. Millender) | W | Submission (Anaconda Choke) R1 | **483 days** after Jackson |
| 4 | **Nov 17, 2023** | Jason Jackson (Bellator 301 - Amosov vs. Jackson) | L | KO (Punches) R3 | **265 days** after Storley |
| 5 | **Feb 25, 2023** | Logan Storley (Bellator 291 - Amosov vs. Storley 2) | W | Decision (Unanimous) | **624 days** after Lima |

**Into UFC Fight Night: Adesanya vs. Magomedov (Dec 5, 2026): 210 days (~6.9 months)** since Alvarez.

## 6. Betting Snapshot

**Disclaimer:** Informational only. **Not betting advice.** As-of **2026-11-19**.

| Book | Machado Garry | Amosov |
|---|---|---|
| UFC.com | –205 | +170 |
| CBS Sports | –175 | +145 |

## 7. Social Handles

| Fighter | Instagram | X / Other | Notes |
|---|---|---|---|
| Ian Machado Garry | @iangarry | @iangarryMMA, IanGarryMMA | Linked from the UFC.com athlete page |
| Yaroslav Amosov | @s_amoskin | @YaroslavAmosov | Linked from the UFC.com athlete page |

No invented posts.

## 8. Sources

• Full reports: `ian-machado-garry-scouting-report-2026-11-19.md`, `yaroslav-amosov-scouting-report-2026-11-19.md`

• UFC Stats (UFC Stats scrape): 2026-11-19 check of the 2026-11-16 pull (UFC Stats commit 96adace8, 2026-11-15 data refresh; UFC Stats data through UFC 334: Gane vs. Hokit, Nov 14, 2026)

• UFC.com event page (https://www.ufc.com/event/ufc-fight-night-december-05-2026) and athlete pages; Sherdog fighter records; Wikipedia

• https://en.wikipedia.org/wiki/UFC_Fight_Night:_Adesanya_vs._Magomedov

• MMA Junkie — 'Ian Machado Garry vs. Yaroslav Amosov set for UFC Saudi Arabia co-headliner' (Nov 7, 2026) (https://mmajunkie.usatoday.com/story/sports/ufc/2026/11/07/ufc-saudi-arabia-ian-machado-garry-yaroslav-amosov-five-rounds-welterweight/92138466007/)

• UFC.com event page (https://www.ufc.com/event/ufc-fight-night-december-05-2026), checked 2026-11-19

• UFC.com — 'UFC Returns To Saudi Arabia With A Middleweight Showdown Between (#9) Israel Adesanya And (#15) Shara Magomedov' (Nov 13, 2026) (https://www.ufc.com/news/ufc-returns-to-saudi-arabia-middleweight-showdown-between-israel-adesanya-shara-magomedov)

- UFC.com rankings (https://www.ufc.com/rankings), media-panel rankings last updated Nov 17, 2026, checked 2026-11-19
- CBS Sports event page (https://www.cbssports.com/ufc/event/31001871/ufc-fight-night-adesanya-vs-magomedov-december-05-2026/), checked 2026-11-19
- Tapology bout page (https://www.tapology.com/fightcenter/bouts/1200666-ufc-fight-night-the-future-ian-machado-garry-vs-yaroslav-amosov), checked 2026-11-19
- Sherdog event page (https://www.sherdog.com/events/UFC-Fight-Night-295-Adesanya-vs-Magomedov-114777), checked 2026-11-19

*Fighting Stats. Compact matchup package. As-of 2026-11-19.*

# SCOUTING REPORT — Ian Machado Garry (Blue)

## Ian Machado Garry — Professional Scouting Report

**Fighting Stats As-of:** 2026-11-19 **Dashboard stats updated:** 2026-11-19 check of the 2026-11-16 pull (UFC Stats commit 96adace8, 2026-11-15 data refresh; UFC Stats data through UFC 334: Gane vs. Hokit, Nov 14, 2026) **Slug:** `ian-machado-garry`

### Fighter Header / Tombstone

| Field | Detail |
|---|---|
| **Full Name** | Ian David Machado Garry (né Garry) |
| **Nickname** | The Future |
| **Weight Class & Ranking** | Welterweight — **#1** (UFC.com rankings, Nov 17, 2026) |
| **Record** | **17-2-0** (Sherdog); **UFC 10-2-0** (UFC Stats) |
| **DOB / Age** | Nov 17, 1997 / **29** (as of 2026-11-19; **29** on fight night Dec 5, 2026) |
| **Birthplace** | Portmarnock, County Dublin, Ireland (Wikipedia); UFC.com hometown Dublin |
| **Fights Out Of** | Dublin, Ireland, by way of Belo Horizonte, Brazil (UFC.com news, Nov 13) |
| **Gym** | UFC.com lists Team Garry; Tapology lists Kill Cliff FC; Sherdog lists Chute Boxe Diego Lima |
| **Height / Reach** | 6' 3" / 74" |
| **Stance** | Orthodox (UFC Stats TOTT) |
| **UFC** | UFC |
| **UFC Stats** | UFC Stats |
| **Sherdog** | Sherdog |

### 1. Early Life and Athletic Background

Born Nov 17, 1997 and raised in Portmarnock, County Dublin. He started boxing at 10 (UFC.com: 'over 300 boxing matches'), added judo after Conor McGregor's rise and was a judo black belt by 18. He left Dublin Institute of Technology after a few months to train MMA, had his first amateur bout the day after his 19th birthday and turned pro at 21 (Wikipedia; UFC.com). UFC.com lists his pre-fighting job as window cleaner in Dublin. He went 6-1 as an amateur (Nov 2017 – Nov 2018) with six finishes (Wikipedia; Sherdog). He adopted the surname Machado Garry, his wife's maiden name, after marrying Layla Anna-Lee in 2022, and speaks Portuguese (Wikipedia).

**Sources:** Wikipedia (Ian Machado Garry); UFC.com athlete page (Q&A); Sherdog amateur record

### 2. Training Gym, Coaches, and Training Partners

- Gym listings conflict: **UFC.com: Team Garry**; **Tapology: Kill Cliff FC**; **Sherdog: Chute Boxe Diego Lima**.
- Boxing base from age 10 and a judo black belt (UFC.com; Wikipedia).

**Sources:** UFC.com athlete page; Tapology bout page; Sherdog; Wikipedia

### 2B. Social Media Deep Dive

| Platform | Handle / URL | Status (as of 2026-11-19) |
|---|---|---|
| Instagram | @iangarry | Linked from the UFC.com athlete page |
| X | @iangarryMMA | Linked from the UFC.com athlete page |
| Facebook | IanGarryMMA | Linked from the UFC.com athlete page |

**Posts that matter (sourced, not invented captions):**

• No public injury, camp-change or withdrawal posts located for this fight week as of 2026-11-19.

## 3. Injury History and Medical Information

Documented items:

• **Pneumonia (Dec 2023):** withdrew from the UFC 296 bout with Vicente Luque in fight week (Wikipedia).

• **Knocked down by Song Kenan in round one (UFC 285, Mar 2023)** before winning by R3 TKO (Wikipedia; UFC Stats).

• **Most recent fight:** five-round UD loss to Islam Makhachev for the welterweight title (UFC 330, Aug 15, 2026). No injury reported from it.

• **Longest gap between pro bouts: 321 days** (Nov 9, 2019 → Sep 25, 2020) (Sherdog dates).

• **Knockdowns absorbed in the UFC:** UFC Stats credits opponents with **2** knockdowns against Machado Garry in 12 UFC fights.

• **Into UFC Fight Night: Adesanya vs. Magomedov (Dec 5, 2026): 112 days** since the last bout (Aug 15, 2026). Active on UFC.com and booked; no public injury disclosure for this camp located beyond the items above.

No medical clearance claim beyond public activity and the confirmed booking.

**Sources:** Wikipedia (Ian Machado Garry); UFC Stats

## 4. Professional Fight Promotions and Career Trajectory

Pro debut at Cage Warriors 101 (Feb 2019, UD over James Sheehan, Fight of the Night), then six more Cage Warriors wins, including a finish of UFC veteran Rostem Akman and a five-round UD over Jack Grant for the vacant welterweight title (CW 125, Jun 2021) (Wikipedia; Sherdog). UFC debut at UFC 268 (Nov 2021, R1 KO of Jordan Williams); wins over Darian Weeks, Gabe Green, Song Kenan (R3 TKO), Daniel Rodriguez (R1, Performance of the Night), Neil Magny, Geoff Neal (SD) and Michael Page took him to 8-0 in the UFC. He lost a five-round title eliminator to Shavkat Rakhmonov (UFC 310, Dec 2024), beat Carlos Prates in a five-round main event (Apr 2025) and Belal Muhammad in Doha (Nov 22, 2025), then lost a five-round UD to Islam Makhachev for the title (UFC 330). The Amosov fight was first set for UFC 335 (Dec 12) and moved to this card as a five-round co-main (Wikipedia; MMA Junkie).

**Sources:** Wikipedia (Ian Machado Garry); Sherdog; UFC Stats; MMA Junkie (Nov 7, 2026)

## 5. Professional Record and Method Breakdown

### Method pies — counts (overall pro — Sherdog)

**Wins (17):** KO/TKO **7** (41%) · Submission **1** (6%) · Decision **9** (53%) **Losses (2):** KO/TKO **0** · Submission **0** · Decision **2** (100%)

**UFC wins (10 — UFC Stats):** KO/TKO **3** · Decision **7 UFC losses (2):** Decision **2**

### Finish subtype pies (UFC-only — UFC Stats METHOD+DETAILS)

**UFC KO/TKO wins:** Kicks **1** · Punches (Ground / GnP) **1** · Punches (Distance) **1 UFC SUB wins:** none **UFC finishing losses:** none

**Pro win finishes (Sherdog):** KO/TKO — Head Kick and Punches **1**, Punches **2**, Head Kick **1**, Punches and Elbows **1**, Punches and Head Kick **1**, Flying Knee **1** · Submission — Rear-Naked Choke **1**

### Complete professional record (Sherdog; UFC rows cross-checked to UFC Stats)

| Date | Opponent | Result | Method | R | Event | Opp. UFC rec (at fight) |
|---|---|---|---|---|---|---|
| 2026-08-15 | Islam Makhachev | **L** | Decision (Unanimous) | 5 | UFC 330 - Makhachev vs. Garry | 17-1-0 |
| 2025-11-22 | Belal Muhammad | **W** | Decision (Unanimous) | 3 | UFC Fight Night 265 - Tsarukyan vs. Hooker | 15-4-0 |
| 2025-04-26 | Carlos Prates | **W** | Decision (Unanimous) | 5 | UFC on ESPN 66 - Garry vs. Prates | 4-0-0 |
| 2024-12-07 | Shavkat Rakhmonov | **L** | Decision (Unanimous) | 5 | UFC 310 - Pantoja vs. Asakura | 6-0-0 |
| 2024-06-29 | Michael Page | **W** | Decision (Unanimous) | 3 | UFC 303 - Pereira vs. Prochazka 2 | 1-0-0 |

| Date | Opponent | Result | Method | R | Event | Opp. UFC rec (at fight) |
|---|---|---|---|---|---|---|
| 2024-02-17 | Geoff Neal | **W** | Decision (Split) | 3 | UFC 298 - Volkanovski vs. Topuria | 7-3-0 |
| 2023-08-19 | Neil Magny | **W** | Decision (Unanimous) | 3 | UFC 292 - Sterling vs. O'Malley | 21-9-0 |
| 2023-05-13 | Daniel Rodriguez | **W** | TKO (Head Kick and Punches) | 1 | UFC on ABC 4 - Rozenstruik vs. Almeida | 7-2-0 |
| 2023-03-04 | Kenan Song | **W** | TKO (Punches) | 3 | UFC 285 - Jones vs. Gane | — |
| 2022-07-02 | Gabriel Green | **W** | Decision (Unanimous) | 3 | UFC 276 - Adesanya vs. Cannonier | — |
| 2022-04-09 | Darian Weeks | **W** | Decision (Unanimous) | 3 | UFC 273 - Volkanovski vs. Korean Zombie | 0-1-0 |
| 2021-11-06 | Jordan Williams | **W** | KO (Punches) | 1 | UFC 268 - Usman vs. Covington 2 | 0-2-0 |
| 2021-06-26 | Jack Grant | **W** | Decision (Unanimous) | 5 | CW 125 - Cage Warriors 125 | — |
| 2021-03-19 | Rostem Akman | **W** | KO (Head Kick) | 2 | CW 121 - Cage Warriors 121: Sardari vs. Desmae | — |
| 2020-12-12 | Lawrence Jordan Tracey | **W** | TKO (Punches and Elbows) | 1 | CW 119 - Cage Warriors 119: The Trilogy Strikes Back 3 | — |
| 2020-09-25 | George McManus | **W** | TKO (Punches and Head Kick) | 2 | CW 115 - Cage Warriors 115 | — |
| 2019-11-09 | Mateusz Figlak | **W** | Technical Submission (Rear-Naked Choke) | 1 | CW 110 - Cage Warriors 110 | — |
| 2019-09-06 | Matteo Ceglia | **W** | TKO (Flying Knee) | 2 | Cage Warriors - Unplugged 2 | — |
| 2019-02-16 | James Sheehan | **W** | Decision (Unanimous) | 3 | CW 101 - Cage Warriors 101 | — |

## Finish Subtype Trends — Ian Machado Garry

**UFC-only** subtypes parsed from UFC Stats METHOD + DETAILS (no invention). **Full pro (Research)** subtypes appear only where the scouting report already states them. Coverage differs for pre-UFC bouts — labels mark the source.

### UFC-only win finishes (METHOD + DETAILS)

KO/TKO wins: **3** · Submission wins: **0**

### KO/TKO subtypes

| Subtype | Wins | Share |
|---|---|---|
| Kicks | 1 | 33.3% |
| Punches (Ground / GnP) | 1 | 33.3% |
| Punches (Distance) | 1 | 33.3% |

### Submission subtypes

| Subtype | Wins | Share |
|---|---|---|
| — none in sample — | 0 | — |

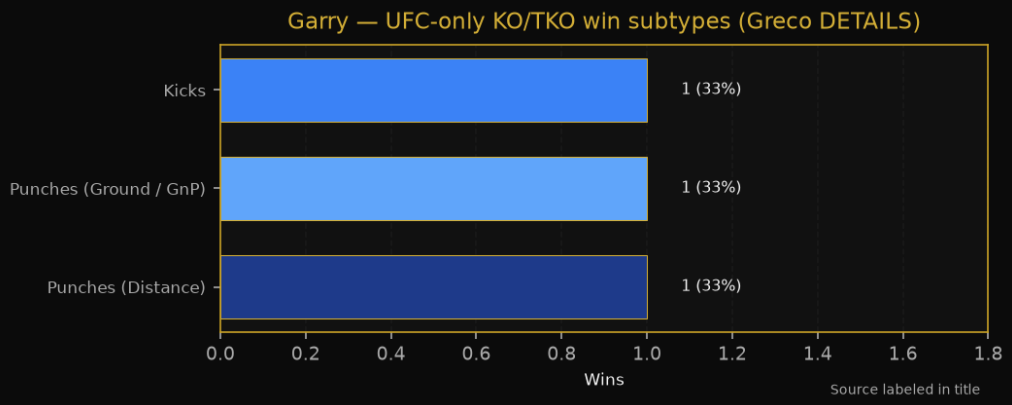


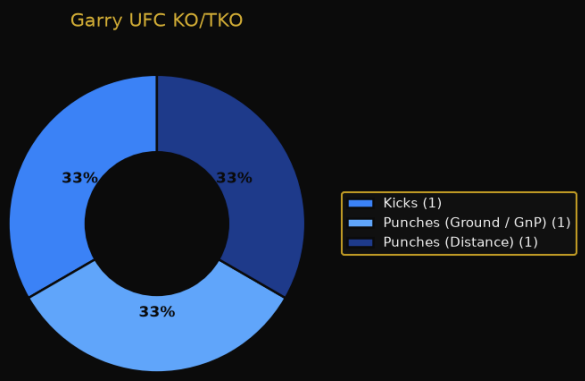


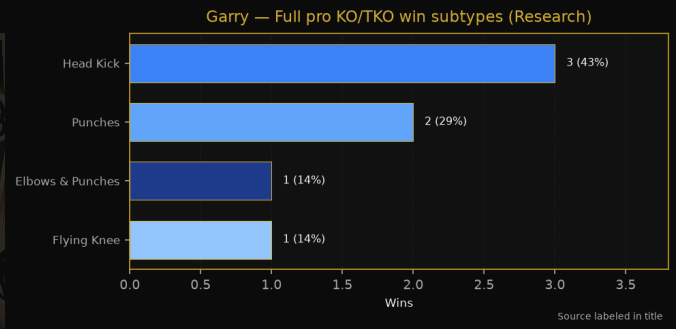


## Full pro win finishes (Research Markdown)

KO/TKO wins (Research subtypes): **7** · Submission wins: **1** — includes pre-UFC.

| Family | Subtype | Wins | Share | Source |
|---|---|---|---|---|
| KO/TKO | Head Kick | 3 | 42.9% | Research |
| KO/TKO | Punches | 2 | 28.6% | Research |
| KO/TKO | Elbows & Punches | 1 | 14.3% | Research |
| KO/TKO | Flying Knee | 1 | 14.3% | Research |
| Submission | Rear Naked Choke | 1 | 100.0% | Research |




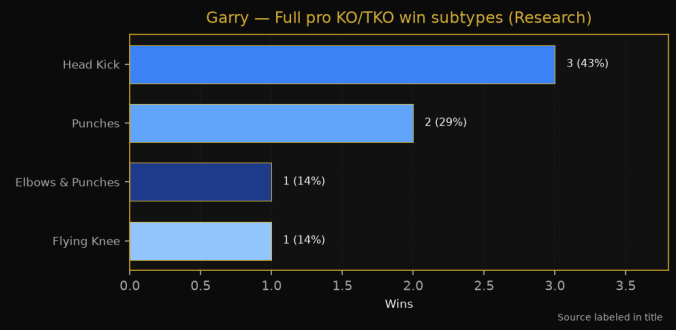


## Trend reads

- UFC-only KO/TKO wins (3): top subtype Kicks (1/3, 33.3%).
- UFC-only: no submission wins on record.

- Full pro (Research) win finish subtypes -- KO/TKO Head Kick x3, Punches x2, Elbows & Punches x1, Flying Knee x1; SUB Rear Naked Choke x1 (includes pre-UFC; Research method strings).
- Pre-UFC / Research-only subtypes not seen in UFC Stats DETAILS: Head Kick, Elbows & Punches.

---

## IAN MACHADO GARRY — FIGHT NARRATIVES (UFC)

Round stats from UFC Stats; official results from UFC Stats / Sherdog. Most recent 8 of 12 UFC fights shown; the full UFC history is in the record table above.

### vs Islam Makhachev (Aug 15, 2026) — L UD (46-49, 46-49, 47-48) — UFC 330: Makhachev vs. Machado Garry (UFC Welterweight Title)

- **R1: 0/2** significant strikes vs Makhachev's 3/5, Makhachev 1/5 takedowns, controlled for 3:38.
- **R2: 6/18** significant strikes vs Makhachev's 11/20, knocked down **1**×, Makhachev 1/1 takedowns, **0:17** of control, controlled for 2:19.
- **R3: 9/25** significant strikes vs Makhachev's 5/10, Makhachev 1/2 takedowns, controlled for 0:16.
- **R4: 7/11** significant strikes vs Makhachev's 3/6, Makhachev 2/5 takedowns, controlled for 3:05.
- **R5: 7/9** significant strikes vs Makhachev's 0/3, Makhachev 2/2 takedowns, controlled for 3:12.
- **Fight:** 29/65 significant strikes vs 22/44; takedowns 0/0 vs 7/15; control 0:34 vs 12:30; knockdowns 0–1.
- **Tape signal:** Lost the decision despite out-landing makhachev 29-22; makhachev controlled 12:30 of the fight.

### vs Belal Muhammad (Nov 22, 2025) — W UD (30-27, 30-27, 29-28) — UFC Fight Night: Tsarukyan vs. Hooker (Welterweight)

- **R1: 27/53** significant strikes vs Muhammad's 24/57, Muhammad 0/1 takedowns, controlled for 0:40.
- **R2: 20/39** significant strikes vs Muhammad's 11/33, 0/1 takedowns, Muhammad 0/3 takedowns, controlled for 1:49.
- **R3: 25/49** significant strikes vs Muhammad's 21/49, 0/1 takedowns, Muhammad 0/3 takedowns, **0:33** of control, controlled for 1:06.
- **Fight:** 72/141 significant strikes vs 56/139; takedowns 0/2 vs 0/7; control 0:39 vs 3:35.

### vs Carlos Prates (Apr 26, 2025) — W UD (48-47, 48-47, 49-46) — UFC Fight Night: Machado Garry vs. Prates (Welterweight)

- **R1: 15/39** significant strikes vs Prates's 7/16, 0/1 takedowns.
- **R2: 34/68** significant strikes vs Prates's 12/22, 0/2 takedowns, controlled for 0:24.
- **R3: 26/52** significant strikes vs Prates's 10/20, 2/3 takedowns, **1:25** of control, controlled for 0:19.
- **R4: 23/42** significant strikes vs Prates's 12/33, 2/7 takedowns, **0:58** of control.
- **R5: 28/41** significant strikes vs Prates's 22/38, 0/6 takedowns, **0:34** of control, controlled for 1:01.
- **Fight:** 126/242 significant strikes vs 63/129; takedowns 4/19 vs 0/0; control 3:09 vs 1:46.

### vs Shavkat Rakhmonov (Dec 7, 2024) — L UD (47-48, 47-48, 47-48) — UFC 310: Pantoja vs. Asakura (Welterweight)

- **R1: 3/4** significant strikes vs Rakhmonov's 2/5, 0/1 takedowns, Rakhmonov 0/3 takedowns, controlled for 3:20.
- **R2: 10/24** significant strikes vs Rakhmonov's 9/18, Rakhmonov 0/1 takedowns, **0:26** of control, controlled for 1:31.
- **R3: 14/34** significant strikes vs Rakhmonov's 11/19, controlled for 1:11.
- **R4: 11/16** significant strikes vs Rakhmonov's 14/22, Rakhmonov 2/3 takedowns, controlled for 2:55.
- **R5: 4/6** significant strikes vs Rakhmonov's 1/3, 1/1 takedowns, Rakhmonov 0/3 takedowns, **1:36** of control, controlled for 2:44, 2 submission attempts.
- **Fight:** 42/84 significant strikes vs 37/67; takedowns 1/2 vs 2/10; control 2:32 vs 11:41.
- **Tape signal:** Lost the decision despite out-landing rakhmonov 42-37; rakhmonov controlled 11:41 of the fight.

### vs Michael Page (Jun 29, 2024) — W UD (29-28, 29-28, 29-28) — UFC 303: Pereira vs. Prochazka 2 (Welterweight)

- **R1: 2/6** significant strikes vs Page's 2/6, 1/1 takedowns, **3:52** of control, 2 submission attempts.
- **R2: 9/21** significant strikes vs Page's 14/23, 0/1 takedowns, **1:41** of control, controlled for 0:15.
- **R3: 8/12** significant strikes vs Page's 5/9, 1/3 takedowns, **1:56** of control, controlled for 1:37.
- **Fight:** 19/39 significant strikes vs 21/38; takedowns 2/5 vs 0/0; control 7:29 vs 1:52.
- **Tape signal:** Won despite being out-landed 21-19 on significant strikes; control-heavy win.

### vs Geoff Neal (Feb 17, 2024) — W SD (30-27, 28-29, 30-27) — UFC 298: Volkanovski vs. Topuria (Welterweight)

- **R1: 20/38** significant strikes vs Neal's 18/27, controlled for 1:10.
- **R2: 23/43** significant strikes vs Neal's 17/34, controlled for 1:20.
- **R3: 24/54** significant strikes vs Neal's 11/28, controlled for 1:15.
- **Fight:** 67/135 significant strikes vs 46/89; takedowns 0/0 vs 0/0; control 0:12 vs 3:45.

### vs Neil Magny (Aug 19, 2023) — W UD (30-26, 30-26, 30-24) — UFC 292: Sterling vs. O'Malley (Welterweight)

- **R1: 20/32** significant strikes vs Magny's 8/24, 1/1 takedowns, Magny 0/1 takedowns, **1:07** of control.
- **R2: 31/53** significant strikes vs Magny's 11/27, Magny 0/1 takedowns, **0:22** of control, controlled for 1:05.
- **R3: 40/65** significant strikes vs Magny's 8/15, 1/1 takedowns, **1:03** of control.
- **Fight:** 91/150 significant strikes vs 27/66; takedowns 2/2 vs 0/2; control 2:32 vs 1:10.

### vs Daniel Rodriguez (May 13, 2023) — W KO/TKO R1 2:57 (Kick to Head At Distance) — UFC Fight Night: Rozenstruik vs. Almeida (Welterweight)

- **R1: 23/46** significant strikes vs Rodriguez's 7/25, **1** knockdown scored.
- **Fight:** 23/46 significant strikes vs 7/25; takedowns 0/0 vs 0/0; control 0:10 vs 0:00; knockdowns 1–0.

**Cardio / round trends (UFC Stats, 12 UFC fights):** significant strikes landed per round R1 16.6 → R2 23.1 → R3 29.4 → R4 13.7 → R5 13.0; absorbed R1 12.6 → R2 15.0 → R3 13.3 → R4 9.7 → R5 7.7; control per round R1 0:32 → R2 0:20 → R3 0:37 → R4 0:28 → R5 0:43. Rounds sampled — R1: 12, R2: 10, R3: 10, R4: 3, R5: 3.

## UFC Stats — Condensed Identity

| Field | Value |
|---|---|
| Nickname (UFC Stats) | The Future |
| DOB (age as of 2026-11-19) | Nov 17, 1997 (**29**) |
| Height / Weight / Reach | 6' 3" / 170 lbs. / 74" |
| Stance | Orthodox |
| UFC record | **10-2-0** (12 timed fights, 187.3 min) |

### Career rates vs Welterweight division (UFC Stats + division averages, n=452)

| Metric | Machado Garry | Div avg | | Read |
|---|---|---|---|---|
| **SLpM** | **4.29** | 3.05 | +1.24 | Above div avg (pctl 82) |
| **SApM** | **2.59** | 3.41 | –0.82 | Above div avg (pctl 67) |
| **SS Acc** | **53.7%** | 43.7% | +10.0 | Above div avg (pctl 88) |
| **SS Def** | **52.8%** | 53.0% | –0.2 | Near div avg (pctl 46) |
| **TD Acc** | **31.2%** | 37.7% | –6.5 | Below div avg (pctl 37) |
| **TDD** | **71.1%** | 59.5% | +11.6 | Above div avg (pctl 69) |
| **CTRL /15** | **1:33** | 3:07 | –1:33 | Below div avg (pctl 29) |
| **CTRL against /15** | **3:26** | 3:55 | –0:29 | Near div avg (pctl 49) |
| **KD rate /15** | **0.32** | 0.36 | –0.04 | Near div avg (pctl 63) |
| **KD absorbed /15** | **0.16** | 0.52 | –0.36 | Above div avg (pctl 56) |
| **TD Avg /15** | **0.80** (10/32) | — | — | Takedown volume |
| **Sub Avg /15** | **0.32** (4 attempts) | — | — | Submission attempts |

Striking mix: Head **55.2%** / Body 20.4% / Leg 24.4% of significant strikes landed · Distance 90.3% / Clinch 5.6% / Ground 4.1%. Absorbed mix: Head 52.5% / Body 20.4% / Leg 27.2% · Distance 86.0% / Clinch 8.2% / Ground 5.8%.

## 6. Fighting Style, Strengths, and How They Win

- **Long, boxing-based striker:** 6' 3" with a 74.5" reach (UFC.com), boxing from age 10.
- **Points over finishes in the UFC:** seven of his 10 UFC wins went to decision (UFC Stats); UFC.com lists seven KO wins and one submission across his pro record.
- **Five-round experience:** three UFC fights went the full 25 minutes (Rakhmonov, Prates, Makhachev) (UFC Stats). Wikipedia lists a '2025 Gameplan of the Year' award for the Prates win.

**Sources:** Wikipedia (Ian Machado Garry); UFC.com athlete page; UFC Stats

## Expectation Breaks

- The official #1 contender is fighting the #11 (UFC.com rankings, Nov 17). The Nov 13 UFC.com announcement called Amosov No. 12; he moved up one place on Nov 17.
- Comes off a title-fight loss (Makhachev) and both of his career losses were five-round decisions.
- Favourite but not heavy: –205 on UFC.com and –175 on CBS Sports (Nov 19).

## 7. Community / Expert Predictions and Sentiment

**Label: opinion / media narrative — not facts about fight outcome.**

- **Market:** UFC.com lists Machado Garry –205 / Amosov +170; CBS Sports lists –175 / +145 (Nov 19).
- **Tapology community picks (1,064 votes):** Machado Garry 69% / Amosov 31%.
- UFC.com framing (Nov 13): the No. 1 contender 'looks to put himself straight back into title contention'.

No anonymous forum picks are included beyond sourced public pages.

## 8. Key Sources and References


- UFC.com athlete page — https://www.ufc.com/athlete/ian-machado-garry
- Sherdog fighter record — https://www.sherdog.com/fighter/Ian-Garry-268923
- https://en.wikipedia.org/wiki/Ian_Machado_Garry
- https://en.wikipedia.org/wiki/UFC_Fight_Night:_Adesanya_vs._Magomedov
- MMA Junkie — 'Ian Machado Garry vs. Yaroslav Amosov set for UFC Saudi Arabia co-headliner' (Nov 7, 2026) (https://mmajunkie.usatoday.com/story/sports/ufc/2026/11/07/ufc-saudi-arabia-ian-machado-garry-yaroslav-amosov-five-rounds-welterweight/92138466007/)
- Tapology bout page (https://www.tapology.com/fightcenter/bouts/1200666-ufc-fight-night-the-future-ian-machado-garry-vs-yaroslav-amosov), checked 2026-11-19
- UFC.com event page (https://www.ufc.com/event/ufc-fight-night-december-05-2026), checked 2026-11-19
- UFC.com — 'UFC Returns To Saudi Arabia With A Middleweight Showdown Between (#9) Israel Adesanya And (#15) Shara Magomedov' (Nov 13, 2026) (https://www.ufc.com/news/ufc-returns-to-saudi-arabia-middleweight-showdown-between-israel-adesanya-shara-magomedov)
- UFC.com rankings (https://www.ufc.com/rankings), media-panel rankings last updated Nov 17, 2026, checked 2026-11-19
- CBS Sports event page (https://www.cbssports.com/ufc/event/31001871/ufc-fight-night-adesanya-vs-magomedov-december-05-2026/), checked 2026-11-19
- UFC Stats (UFC Stats scrape) — 2026-11-19 check of the 2026-11-16 pull (UFC Stats commit 96adace8, 2026-11-15 data refresh; UFC Stats data through UFC 334: Gane vs. Hokit, Nov 14, 2026)


*Fighting Stats. As-of 2026-11-19. Opinions labeled in §7.*

# SCOUTING REPORT — Yaroslav Amosov (Red)

## Yaroslav Amosov — Professional Scouting Report

**Fighting Stats As-of:** 2026-11-19 **Dashboard stats updated:** 2026-11-19 check of the 2026-11-16 pull (UFC Stats commit 96adace8, 2026-11-15 data refresh; UFC Stats data through UFC 334: Gane vs. Hokit, Nov 14, 2026) **Slug:** `yaroslav-amosov`

### Fighter Header / Tombstone

| Field | Detail |
|---|---|
| **Full Name** | Yaroslav Amosov |
| **Nickname** | — |
| **Weight Class & Ranking** | Welterweight — **#11** (UFC.com rankings, Nov 17, 2026; up one place; the Nov 13 UFC.com announcement called him No. 12) |
| **Record** | **30-1-0** (Sherdog); **UFC 2-0-0** (UFC Stats) |
| **DOB / Age** | Sep 9, 1993 / **33** (as of 2026-11-19; **33** on fight night Dec 5, 2026) |
| **Birthplace** | Irpin, Kyiv region, Ukraine |
| **Fights Out Of** | Kyiv, Ukraine (UFC.com news; Tapology) |
| **Gym** | American Top Team (UFC.com, Sherdog); Tapology lists Germes (primary) and Ermak |
| **Height / Reach** | 6' 0" / 75" (UFC.com; UFC Stats lists none; Sherdog and Tapology list 5' 11") |
| **Stance** | — (UFC Stats TOTT) |
| UFC | UFC |
| UFC Stats | UFC Stats |
| Sherdog | Sherdog |

### 1. Early Life and Athletic Background

Born Sep 9, 1993 in Irpin, Kyiv region. He began combat sambo at 15 at his stepfather's urging, training at the Kyiv club Hermes under Fedor Seredyuk and Vadym Korytny. He won the 2012 European Combat Sambo Cup, three WCSF world titles (2013, 2014, 2015), two European titles and the Eurasia professional combat sambo title (beating Shamil Zavurov in the final); Wikipedia calls him a four-time world sambo champion, and was named Honored Master of Sports of Ukraine in 2015. In 2012 he twice took third place in combat sambo events in which he faced Ikram Aliskerov (Wikipedia). He told UFC.com he started martial arts to defend himself in a rough neighbourhood and holds a higher-education degree in tax law.

**Sources:** Wikipedia (Yaroslav Amosov); UFC.com athlete page (Q&A)

### 2. Training Gym, Coaches, and Training Partners

- **American Top Team** on UFC.com and Sherdog; Tapology lists **Germes** (the Kyiv club Hermes) as primary and Ermak as another team.
- Combat sambo base: 'a four-time World champion and multiple European champion in Combat Sambo' (UFC.com Q&A); Wikipedia lists three of the world titles under the WCSF.

**Sources:** UFC.com athlete page; Sherdog; Tapology bout page; Wikipedia (Yaroslav Amosov)

### 2B. Social Media Deep Dive

| Platform | Handle / URL | Status (as of 2026-11-19) |
|---|---|---|
| Instagram | @s_amoskin | Linked from the UFC.com athlete page |

| Platform | Handle / URL | Status (as of 2026-11-19) |
|---|---|---|
| X | @YaroslavAmosov | Linked from the UFC.com athlete page |

**Posts that matter (sourced, not invented captions):**

- No public injury, camp-change or withdrawal posts located for this fight week as of 2026-11-19.

## 3. Injury History and Medical Information

Documented items:

- **2022 (war in Ukraine):** pulled out of his first Bellator title defense (vs. Michael Page, May 2022) to help defend Ukraine and did not fight in 2022 (Wikipedia).
- **Only loss:** R3 KO by Jason Jackson, losing the Bellator title (Bellator 301, Nov 17, 2023) (Wikipedia; Sherdog).
- **Longest gap between pro bouts: 624 days** (Jun 11, 2021 → Feb 25, 2023) (Sherdog dates).
- **Knockdowns absorbed in the UFC:** UFC Stats credits opponents with **0** knockdowns against Amosov in 2 UFC fights.
- **Into UFC Fight Night: Adesanya vs. Magomedov (Dec 5, 2026): 210 days** since the last bout (May 9, 2026). Active on UFC.com and booked; no public injury disclosure for this camp located beyond the items above.

No medical clearance claim beyond public activity and the confirmed booking.

**Sources:** Wikipedia (Yaroslav Amosov); Sherdog; UFC Stats

## 4. Professional Fight Promotions and Career Trajectory

Pro debut Jun 2012 in Ukraine (Sherdog). After 17 straight wins on Ukrainian and Russian regional shows (Sherdog; Wikipedia counts sixteen in a row in Tech-Krep FC) he took the vacant Tech-Krep welterweight title from Roberto Soldic (SD, Jun 2016) and defended it twice by first-round submission (Diogo Cavalcanti, Nathan Oliveira, 2017). Bellator signed him unbeaten in Nov 2017: wins over Gerald Harris, Erick Silva, David Rickels (brabo choke), Ed Ruth, Mark Lemminger and Logan Storley (SD), then a five-round UD over Douglas Lima for the welterweight title (Bellator 260, Jun 2021) and a 50-45 ×3 defense against Storley (Feb 2023). He lost the title to Jason Jackson (R3 KO, Nov 2023). He won at CFFC 140 (R1 anaconda of Curtis Millender, Mar 2025), then debuted in the UFC with an R1 anaconda choke of Neil Magny (Dec 13, 2025) and an R2 arm-triangle of Joel Álvarez at UFC 328 (May 9, 2026, Performance of the Night). The fight was first booked for UFC 335 and moved here as a five-round co-main (Wikipedia).

**Sources:** Wikipedia (Yaroslav Amosov); Sherdog; UFC Stats

## 5. Professional Record and Method Breakdown

### Method pies — counts (overall pro — Sherdog)

**Wins (30):** KO/TKO **9** (30%) · Submission **13** (43%) · Decision **8** (27%) **Losses (1):** KO/TKO **1** (100%) · Submission **0** · Decision **0**

**UFC wins (2 — UFC Stats):** Submission **2 UFC losses (0):** none

### Finish subtype pies (UFC-only — UFC Stats METHOD+DETAILS)

**UFC KO/TKO wins:** none **UFC SUB wins:** Arm Triangle **1** · Anaconda **1 UFC finishing losses:** none

**Pro win finishes (Sherdog):** KO/TKO — Doctor Stoppage **1**, Punches **7**, Punch **1** · Submission — Arm-Triangle Choke **1**, Anaconda Choke **4**, Brabo Choke **1**, North-South Choke **2**, Rear-Naked Choke **3**, Armbar **2**

### Complete professional record (Sherdog; UFC rows cross-checked to UFC Stats)

| Date | Opponent | Result | Method | R | Event | Opp. UFC rec (at fight) |
|---|---|---|---|---|---|---|
| 2026-05-09 | Joel Alvarez | **W** | Submission (Arm-Triangle Choke) | 2 | UFC 328 - Chimaev vs. Strickland | 8-2-0 |
| 2025-12-13 | Neil Magny | **W** | Submission (Anaconda Choke) | 1 | UFC on ESPN 73 - Royval vs. Kape | 24-12-0 |
| 2025-03-14 | Curtis Millender | **W** | Submission (Anaconda Choke) | 1 | CFFC 140 - Cage Fury Fighting Championships 140: Amosov vs. Millender | — |

| Date | Opponent | Result | Method | R | Event | Opp. UFC rec (at fight) |
|---|---|---|---|---|---|---|
| 2023-11-17 | Jason Jackson | L | KO (Punches) | 3 | Bellator 301 - Amosov vs. Jackson | — |
| 2023-02-25 | Logan Storley | W | Decision (Unanimous) | 5 | Bellator 291 - Amosov vs. Storley 2 | — |
| 2021-06-11 | Douglas Lima | W | Decision (Unanimous) | 5 | Bellator 260 - Lima vs. Amosov | — |
| 2020-11-12 | Logan Storley | W | Decision (Split) | 3 | Bellator 252 - Pitbull vs. Carvalho | — |
| 2020-08-21 | Mark Lemminger | W | TKO (Doctor Stoppage) | 1 | Bellator 244 - Bader vs. Nemkov | — |
| 2020-02-21 | Ed Ruth | W | Decision (Unanimous) | 3 | Bellator 239 - Ruth vs. Amosov | — |
| 2019-08-24 | David Rickels | W | Submission (Brabo Choke) | 2 | Bellator 225 - Mitrione vs. Kharitonov 2 | — |
| 2019-02-16 | Erick Silva | W | Decision (Unanimous) | 3 | Bellator 216 - MVP vs. Daley | — |
| 2018-07-13 | Gerald Harris | W | Decision (Unanimous) | 3 | Bellator 202 - Budd vs. Nogueira | — |
| 2017-08-18 | Nathan Oliveira | W | Submission (Anaconda Choke) | 1 | Tech-Krep FC - Prime Selection 17 | — |
| 2017-03-18 | Diogo Cavalcanti | W | Submission (North-South Choke) | 1 | Tech-Krep FC - Prime Selection 12 | — |
| 2016-06-18 | Roberto Soldic | W | Decision (Split) | 3 | Tech-Krep FC - Prime Selection 8 | — |
| 2016-03-03 | Khasanbek Abdulaev | W | TKO (Punches) | 2 | Tech-Krep FC - Southern Front 3 | — |
| 2016-02-12 | Maxim Konovalov | W | Submission (Anaconda Choke) | 1 | Tech-Krep FC - Battle in Siberia | — |
| 2015-10-09 | Islam Berzegov | W | Submission (Rear-Naked Choke) | 1 | Tech-Krep FC - Prime Selection 7 | — |
| 2015-07-24 | Diego Gonzalez | W | KO (Punch) | 2 | Tech-Krep FC - Prime Selection 4: Grandmasters | — |
| 2015-04-03 | Ravil Risaev | W | Submission (North-South Choke) | 1 | Tech-Krep FC - Ermak Prime Challenge | — |
| 2015-03-05 | Avtandil Gachechiladze | W | Submission (Armbar) | 2 | ECSF - Steel Warriors | — |
| 2014-12-12 | Oleg Olenichev | W | Decision (Unanimous) | 3 | Tech-Krep FC - Battle of Heroes | — |
| 2014-11-22 | Boris Selanov | W | TKO (Punches) | 1 | GEFC - Mega Fight | — |
| 2014-09-18 | Aydin Aikhan | W | TKO (Punches) | 1 | ECSF - Ukraine vs. Turkey | — |
| 2014-07-26 | Aleksey Nimirovich | W | TKO (Punches) | 1 | CSFU - Voshod Open Cup | — |
| 2014-07-26 | Andrei Shalavai | W | TKO (Punches) | 1 | CSFU - Voshod Open Cup | — |

| Date | Opponent | Result | Method | R | Event | Opp. UFC rec (at fight) |
|---|---|---|---|---|---|---|
| 2013-12-08 | Valeri Shpak | **W** | Submission (Armbar) | 1 | GEFC - Warriors Empire | — |
| 2013-08-17 | Vadim Sandulskiy | **W** | Submission (Rear-Naked Choke) | 3 | League S-70 - Plotforma 4th | — |
| 2013-04-02 | Vitaliy Matornika | **W** | Submission (Rear-Naked Choke) | 1 | CSFU - MMA Kiev Cup 2 | — |
| 2013-03-24 | Artiom Cula | **W** | TKO (Punches) | 2 | ECSF - Battle of Bessarabia | — |
| 2012-06-14 | Vitaliy Maystrenko | **W** | TKO (Punches) | 1 | CSFU - MMA Kiev Cup | — |

**Record conflict:** Sherdog, Tapology and the Nov 13 UFC.com announcement list **30-1-0**; the UFC.com athlete page header shows **29-1-0**.

## Finish Subtype Trends — Yaroslav Amosov

**UFC-only** subtypes parsed from UFC Stats METHOD + DETAILS (no invention). **Full pro (Research)** subtypes appear only where the scouting report already states them. Coverage differs for pre-UFC bouts — labels mark the source.

### UFC-only win finishes (METHOD + DETAILS)

KO/TKO wins: **0** · Submission wins: **2**

### KO/TKO subtypes

| Subtype | Wins | Share |
|---|---|---|
| — none in sample — | 0 | — |

### Submission subtypes

| Subtype | Wins | Share |
|---|---|---|
| Arm Triangle | 1 | 50.0% |
| Anaconda | 1 | 50.0% |






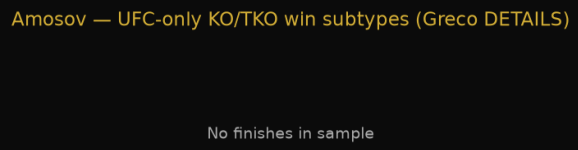


## Full pro win finishes (Research Markdown)

KO/TKO wins (Research subtypes): **9** · Submission wins: **13** — includes pre-UFC.

| Family | Subtype | Wins | Share | Source |
|---|---|---|---|---|
| KO/TKO | Punches | 8 | 88.9% | Research |
| KO/TKO | Doctor Stoppage | 1 | 11.1% | Research |
| Submission | Anaconda Choke | 4 | 30.8% | Research |
| Submission | Rear Naked Choke | 3 | 23.1% | Research |
| Submission | North-South Choke | 2 | 15.4% | Research |
| Submission | Armbar | 2 | 15.4% | Research |
| Submission | Arm Triangle | 1 | 7.7% | Research |
| Submission | Brabo Choke | 1 | 7.7% | Research |







## Trend reads

- UFC-only: no KO/TKO wins on record.
- UFC-only submission wins (2): Arm Triangle 1/2 (50.0%).
- Full pro (Research) win finish subtypes -- KO/TKO Punches x8, Doctor Stoppage x1; SUB Anaconda Choke x4, Rear Naked Choke x3, North-South Choke x2, Armbar x2, Arm Triangle x1 (includes pre-UFC; Research method strings).
- Pre-UFC / Research-only subtypes not seen in UFC Stats DETAILS: Doctor Stoppage, Armbar.

## YAROSLAV AMOSOV — FIGHT NARRATIVES (UFC)

Round stats from UFC Stats; official results from UFC Stats / Sherdog. All UFC fights shown.

### vs Joel Alvarez (May 9, 2026) — W SUB R2 1:13 (Arm Triangle On Ground) — UFC 328: Chimaev vs. Strickland (Welterweight)

- **R1: 10/17** significant strikes vs Alvarez's 2/6, 5/9 takedowns, **3:43** of control.
- **R2: 6/11** significant strikes vs Alvarez's 6/16, 1/2 takedowns, 1 submission attempt.
- **Fight:** 16/28 significant strikes vs 8/22; takedowns 6/11 vs 0/0; control 3:52 vs 0:00.

### vs Neil Magny (Dec 13, 2025) — W SUB R1 3:14 (Anaconda Choke From Side Control) — UFC Fight Night: Royval vs. Kape (Welterweight)

- **R1: 9/19** significant strikes vs Magny's 5/11, 1/2 takedowns, **1:56** of control, 1 submission attempt.
- **Fight:** 9/19 significant strikes vs 5/11; takedowns 1/2 vs 0/0; control 1:56 vs 0:00.

**Cardio / round trends (UFC Stats, 2 UFC fights):** significant strikes landed per round R1 9.5 → R2 6.0; absorbed R1 3.5 → R2 6.0; control per round R1 2:50 → R2 0:09. Rounds sampled — R1: 2, R2: 1.

## UFC Stats — Condensed Identity

| Field | Value |
|---|---|
| Nickname (UFC Stats) | — |
| DOB (age as of 2026-11-19) | Sep 09, 1993 (**33**) |
| Height / Weight / Reach | -- / 185 lbs. / -- |
| Stance | — |
| UFC record | **2-0-0** (2 timed fights, 9.4 min) |

**Small sample:** 2 UFC fights (9.4 minutes). Treat every rate below as provisional.

### Career rates vs Welterweight division (UFC Stats + division averages, n=452)

| Metric | Amosov | Div avg | | Read |
|---|---|---|---|---|
| **SLpM** | **2.65** | 3.05 | –0.40 | Near div avg (pctl 45) |
| **SApM** | **1.38** | 3.41 | –2.03 | Above div avg (pctl 95) |
| **SS Acc** | **53.2%** | 43.7% | +9.5 | Above div avg (pctl 87) |
| **SS Def** | **60.6%** | 53.0% | +7.6 | Near div avg (pctl 81) |
| **TD Acc** | **53.8%** | 37.7% | +16.1 | Above div avg (pctl 81) |
| **TDD** | — | — | — | No attempts / no sample |
| **CTRL /15** | **9:12** | 3:07 | +6:06 | Above div avg (pctl 98) |
| **CTRL against /15** | **0:00** | 3:55 | –3:55 | Above div avg (pctl 99) |
| **KD rate /15** | **0.00** | 0.36 | –0.36 | Below div avg (pctl 0) |
| **KD absorbed /15** | **0.00** | 0.52 | –0.52 | Above div avg (pctl 63) |
| **TD Avg /15** | **11.11** (7/13) | — | — | Takedown volume |
| **Sub Avg /15** | **3.17** (2 attempts) | — | — | Submission attempts |

Striking mix: Head **56.0%** / Body 4.0% / Leg 40.0% of significant strikes landed · Distance 68.0% / Clinch 20.0% / Ground 12.0%. Absorbed mix: Head 69.2% / Body 23.1% / Leg 7.7% · Distance 100.0% / Clinch 0.0% / Ground 0.0%.

## 6. Fighting Style, Strengths, and How They Win

- **Sambo grappler and submission finisher:** UFC.com lists 13 submission wins (six anacondas; Sherdog's method labels show four anacondas and two north-south chokes) and nine KO wins; both UFC wins were submissions.
- **Wrestling control over five rounds:** Wikipedia says he outwrestled Douglas Lima 'throughout all 5 rounds' to win the Bellator title; UFC.com notes he has gone the full 25 minutes twice.

- **Won his first 27 pro fights** (UFC.com).

**Sources:** UFC.com athlete page; Wikipedia (Yaroslav Amosov); Sherdog; UFC Stats

---

## Expectation Breaks

- Only 9.4 UFC minutes (two fights, both submissions inside two rounds), now in a five-round co-main against the #1 contender.
- He beat Neil Magny in 3:14; Machado Garry needed three rounds for a UD over Magny in 2023 (UFC Stats).
- One loss in 31 pro fights, but that loss is his most recent title-level fight (KO by Jason Jackson, 2023).
- Underdog at +170 (UFC.com) / +145 (CBS Sports) despite the 30-1 record.

---

## 7. Community / Expert Predictions and Sentiment

**Label: opinion / media narrative — not facts about fight outcome.**

- **Market:** UFC.com lists Amosov +170 / Machado Garry –205; CBS Sports lists +145 / –175 (Nov 19).
- **Tapology community picks (1,064 votes):** Amosov 31% / Machado Garry 69%.
- UFC.com framing (Nov 13): 'With just one loss in 31 professional bouts, the former Bellator welterweight champion now faces one of his biggest challenges.'

No anonymous forum picks are included beyond sourced public pages.

---

## 8. Key Sources and References


- UFC.com athlete page — https://www.ufc.com/athlete/yaroslav-amosov
- Sherdog fighter record — https://www.sherdog.com/fighter/Yaroslav-Amosov-104911
- https://en.wikipedia.org/wiki/Yaroslav_Amosov
- https://en.wikipedia.org/wiki/UFC_Fight_Night:_Adesanya_vs._Magomedov
- MMA Junkie — 'Ian Machado Garry vs. Yaroslav Amosov set for UFC Saudi Arabia co-headliner' (Nov 7, 2026) (https://mmajunkie.usatoday.com/story/sports/ufc/2026/11/07/ufc-saudi-arabia-ian-machado-garry-yaroslav-amosov-five-rounds-welterweight/921384660007/)
- Tapology bout page (https://www.tapology.com/fightcenter/bouts/1200666-ufc-fight-night-the-future-ian-machado-garry-vs-yaroslav-amosov), checked 2026-11-19
- UFC.com event page (https://www.ufc.com/event/ufc-fight-night-december-05-2026), checked 2026-11-19
- UFC.com — 'UFC Returns To Saudi Arabia With A Middleweight Showdown Between (#9) Israel Adesanya And (#15) Shara Magomedov' (Nov 13, 2026) (https://www.ufc.com/news/ufc-returns-to-saudi-arabia-middleweight-showdown-between-israel-adesanya-shara-magomedov)
- UFC.com rankings (https://www.ufc.com/rankings), media-panel rankings last updated Nov 17, 2026, checked 2026-11-19
- CBS Sports event page (https://www.cbssports.com/ufc/event/31001871/ufc-fight-night-adesanya-vs-magomedov-december-05-2026/), checked 2026-11-19
- UFC Stats (UFC Stats scrape) — 2026-11-19 check of the 2026-11-16 pull (UFC Stats commit 96adace8, 2026-11-15 data refresh; UFC Stats data through UFC 334: Gane vs. Hokit, Nov 14, 2026)


---

*Fighting Stats. As-of 2026-11-19. Opinions labeled in §7.*

# Ian Machado Garry

**Blue OFFENSE**

VS

# Yaroslav Amosov

**Red DEFENSE**

## Striking Distribution

| Distance % | Clinch % | Ground % |
|---|---|---|
| 90.3% | 5.6% | 4.1% |

## Striking Accuracy

| Distance Acc | Clinch Acc | Ground Acc |
|---|---|---|
| 52.4% | 70.3% | 68.8% |

## Offensive Knockdowns

| KD | KD Rate |
|---|---|
| 4 | 0.32 |

| Head Target | Head Accuracy |
|---|---|
| 55% | 42% |

| Body Target | Body Accuracy |
|---|---|
| 20% | 75% |

| Leg Target | Leg Accuracy |
|---|---|
| 24% | 89% |



| Head Target Against | Head Strike Def |
|---|---|
| 69% | 68% |

| Body Target Against | Body Defense |
|---|---|
| 23% | 25% |

| Leg Target Against | Leg Strike Def |
|---|---|
| 8% | 0% |

## Strikes Against Distribution

| Distance % | Clinch % | Ground % |
|---|---|---|
| 100.0% | 0.0% | 0.0% |

## Striking Defense

| Distance Def | Clinch Def | Ground Def |
|---|---|---|
| 60.6% | 0.0% | 0.0% |

## Knockdowns Against

| KD | KD Rate |
|---|---|
| 0 | 0.00 |

## Offensive Takedowns

| TD Attempted | TD Success | TD Accuracy | Control (sec) | Control / TD | SUB.ATT | REV. |
|---|---|---|---|---|---|---|
| 32 | 10 | 31.2% | 1164 | 116.4 | 4 | 0 |

## Takedown Defense

| TDD Att | TDD Success | TDD % | Control Against (s) | Ctrl allowed/TD | SUB.ATT ag | REV. ag |
|---|---|---|---|---|---|---|
| 0 | 0 | N/A (0 att) | 0 | 0 | 0 | 0 |

# Ian Machado Garry

VS

# Yaroslav Amosov

**Blue DEFENSE**

**Red OFFENSE**

## Strikes Against Distribution

| Distance % | Clinch % | Ground % |
|---|---|---|
| 86.0% | 8.2% | 5.8% |

## Striking Defense

| Distance Def | Clinch Def | Ground Def |
|---|---|---|
| 55.2% | 32.2% | 26.3% |

## Knockdowns Against

| KD | KD Rate |
|---|---|
| 2 | 0.16 |

| Head Target Against | Head Strike Def |
|---|---|
| 52% | 65% |

| Body Target Against | Body Defense |
|---|---|
| 20% | 28% |

| Leg Target Against | Leg Strike Def |
|---|---|
| 27% | 18% |



| Head Target | Head Accuracy |
|---|---|
| 56% | 44% |

| Body Target | Body Accuracy |
|---|---|
| 4% | 50% |

| Leg Target | Leg Accuracy |
|---|---|
| 40% | 77% |

## Striking Distribution

| Distance % | Clinch % | Ground % |
|---|---|---|
| 68.0% | 20.0% | 12.0% |

## Striking Accuracy

| Distance Acc | Clinch Acc | Ground Acc |
|---|---|---|
| 45.9% | 83.3% | 75.0% |

## Offensive Knockdowns

| KD | KD Rate |
|---|---|
| 0 | 0.00 |

## Takedown Defense

| TDD Att | TDD Success | TDD % | Control Against (s) | Ctrl allowed/TD | SUB.ATT ag | REV. ag |
|---|---|---|---|---|---|---|
| 45 | 32 | 71.1% | 2579 | 198.4 | 0 | 1 |

## Offensive Takedowns

| TD Attempted | TD Success | TD Accuracy | Control (sec) | Control / TD | SUB.ATT | REV. |
|---|---|---|---|---|---|---|
| 13 | 7 | 53.8% | 348 | 49.7 | 2 | 0 |

# Statistical Matchup Package

Dashboard stats updated: **2026-11-19**.

## Tale of the Tape

Blue = **Ian Machado Garry** (“The Future”) · Red = **Yaroslav Amosov**.

### Acronym glossary

| Term | Meaning |
|---|---|
| **SLpM** | Significant strikes landed per minute of fight time |
| **SS Acc** | Significant-strike accuracy (landed ÷ attempted) |
| **Str Def** | Striking defense % (share of opponent sig attempts missed) |
| **TD Acc** | Takedown accuracy (landed ÷ attempted) |
| **TDD** | Takedown defense % (stuff rate) |
| **CTRL** | Control time on the ground / clinch control clock |
| **KD** | Knockdowns scored (or absorbed, when labeled) |
| **Stand/sig per 15** | Projected significant-strike pace if stand-up lasted a full 15 min on striking-time basis (fight time – CTRL) |
| **Striking time** | Round/fight clock minus control time (mm:ss and % of round clock) |

Tale of the Tape — Quick Look

| UFC Record | Age | Height | Reach | Stance |
|---|---|---|---|---|
| 10-2-0 | 29 | 6' 3" | 74" | Orthodox |
| Machado Garry · Blue | Machado Garry | Machado Garry | Machado Garry | Machado Garry |
| 2-0-0 | 33 | — | — | — |
| Amosov · Red | Amosov | Amosov | Amosov | Amosov |

Win Method Mix (UFC)

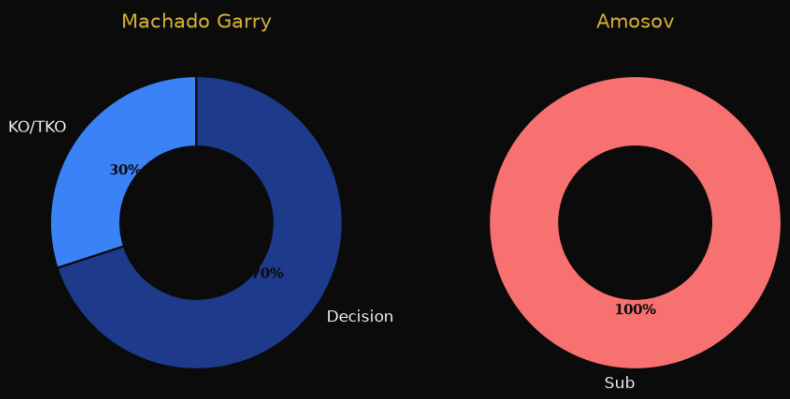

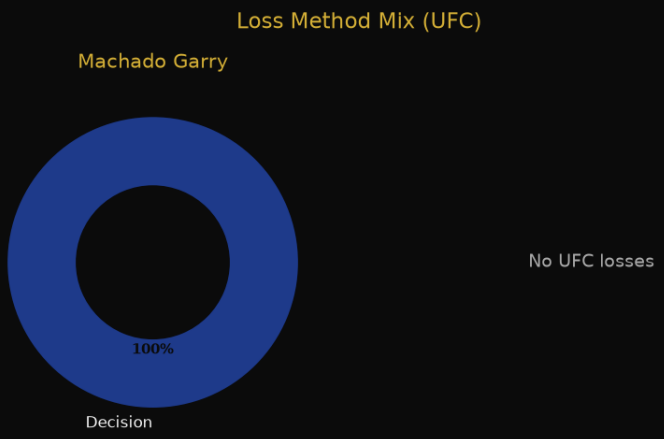


**Matchup board read — Page A (Machado Garry OFF vs Amosov DEF)**

Machado Garry's accuracy is the pressure point into Amosov's defense (Machado Garry SS Acc **53.7%** into Amosov Str Def **60.6%**). Most of Machado Garry's work is at distance (**90.3%**). Power check: Machado Garry KD scored **4** (0.32/15) vs Amosov KD absorbed **0** (0.0/15).

**Matchup board read — Page B (Machado Garry DEF vs Amosov OFF)**

Amosov needs clean entries into Machado Garry's defense (Amosov SS Acc **53.2%** into Machado Garry Str Def **52.8%**). On the mat, Amosov's TD Acc **53.8%** (7/13) meets Machado Garry TDD **71.1%** — efficient offense into a sturdy defense — a genuine test for both. Expected control / 15: Amosov **552.4s (61.4%)** vs Machado Garry **93.2s (10.4%)** (Amosov SUB.ATT **2**).

# Career Striking Breakdown

Layout: **Blue (Ian Machado Garry)** | metric | **Red (Yaroslav Amosov)**. Dashboard stats updated: **2026-11-19**.

| Blue | Metric | Red |
|---|---|---|
| 804/1498 | **Sig landed / thrown** | 25/47 |
| 53.7% | **SS Acc** | 53.2% |
| 55.2% / 41.9% | **Head share / Acc** | 56.0% / 43.8% |
| 20.4% / 75.2% | **Body share / Acc** | 4.0% / 50.0% |
| 24.4% / 89.1% | **Leg share / Acc** | 40.0% / 76.9% |
| 90.3% / 5.6% / 4.1% | **Distance / Clinch / Ground share** | 68.0% / 20.0% / 12.0% |
| 4 | **KD scored (offense)** | 0 |
| 2 | **KD absorbed (defense)** | 0 |
| 0.32 | **KD rate (scored / 15)** | 0.0 |
| 0.16 | **KD absorbed rate (/15)** | 0.0 |
| 1 per 243 sig abs | **Knockdown rate (1 KD per N sig absorbed)** | — |
| 486/1029 | **Sig absorbed (landed on)** | 13/33 |
| 52.8% | **Str Def** | 60.6% |

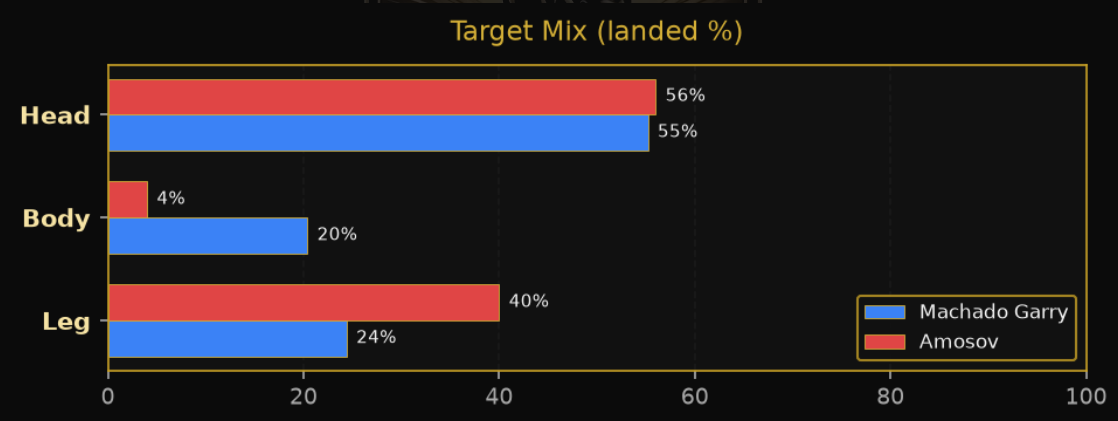


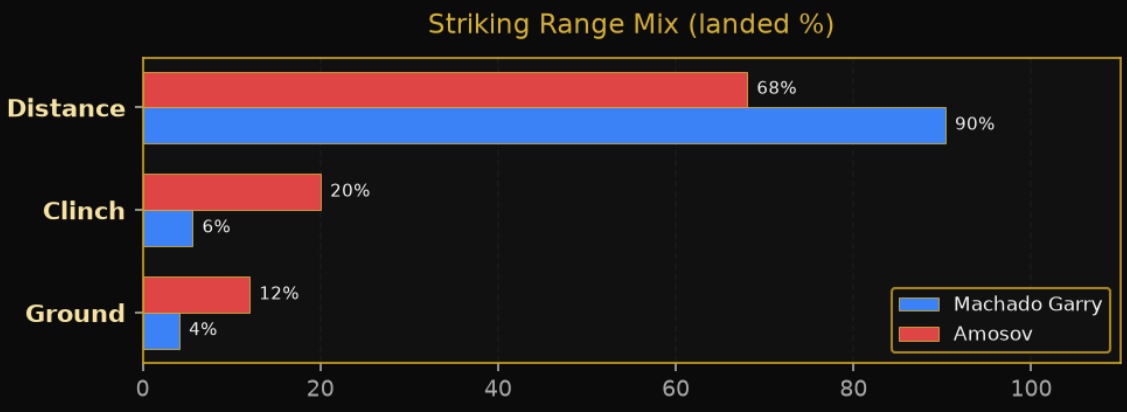

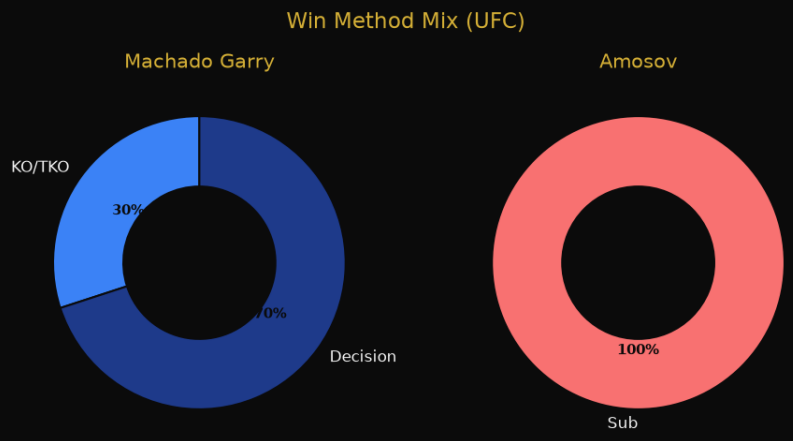





## Career Grappling Breakdown

Blue (Ian Machado Garry) | metric | Red (Yaroslav Amosov) — same titles side-by-side.

| Blue | Metric | Red |
|---|---|---|
| 10 of 32 (31.2%) | **TD landed / attempted (Acc)** | 7 of 13 (53.8%) |
| 13 of 45 (71.1%) | **TD against (TDD %)** | 0 of 0 (N/A (0 att)) |
| 4 | **Submission attempts** | 2 |
| 0 | **Reversals** | 0 |
| 93.2s (10.4%) | **Control expected / 15** | 552.4s (61.4%) |
| 19:24 | **Career CTRL** | 5:48 |
| 206.5s (22.9%) | **Control allowed / 15** | 0.0s (0.0%) |
| 42:59 | **Career CTRL against** | 0:00 |

### Matchup implications

- Amosov TD Acc 53.8% into Machado Garry TDD 71.1%

  *→ Amosov brings high takedown volume (20.6 attempts per 15 min) at an efficient 53.8% (7 of 13) into Machado Garry's strong TDD (71.1%, 32 of 45 stopped). Efficient offense meets a sturdy defense — the takedown exchanges are a genuine test for both.*

- Machado Garry TD Acc 31.2% into Amosov TDD N/A (0 att)

*→ Machado Garry brings moderate takedown volume (2.6 attempts per 15 min) at 31.2% (10 of 32) into Amosov's TDD that is untested in the UFC (0 takedown attempts faced).*

- Control allowed / 15: Machado Garry 206.5s (22.9%) vs Amosov 0.0s (0.0%)

  *→ Control allowed: Machado Garry 22.9% vs Amosov 0.0% of a 15-min fight — sample too small for a mat-time comparison (Amosov: 2 UFC fights, 9.4 min).*

## Striking Infographics

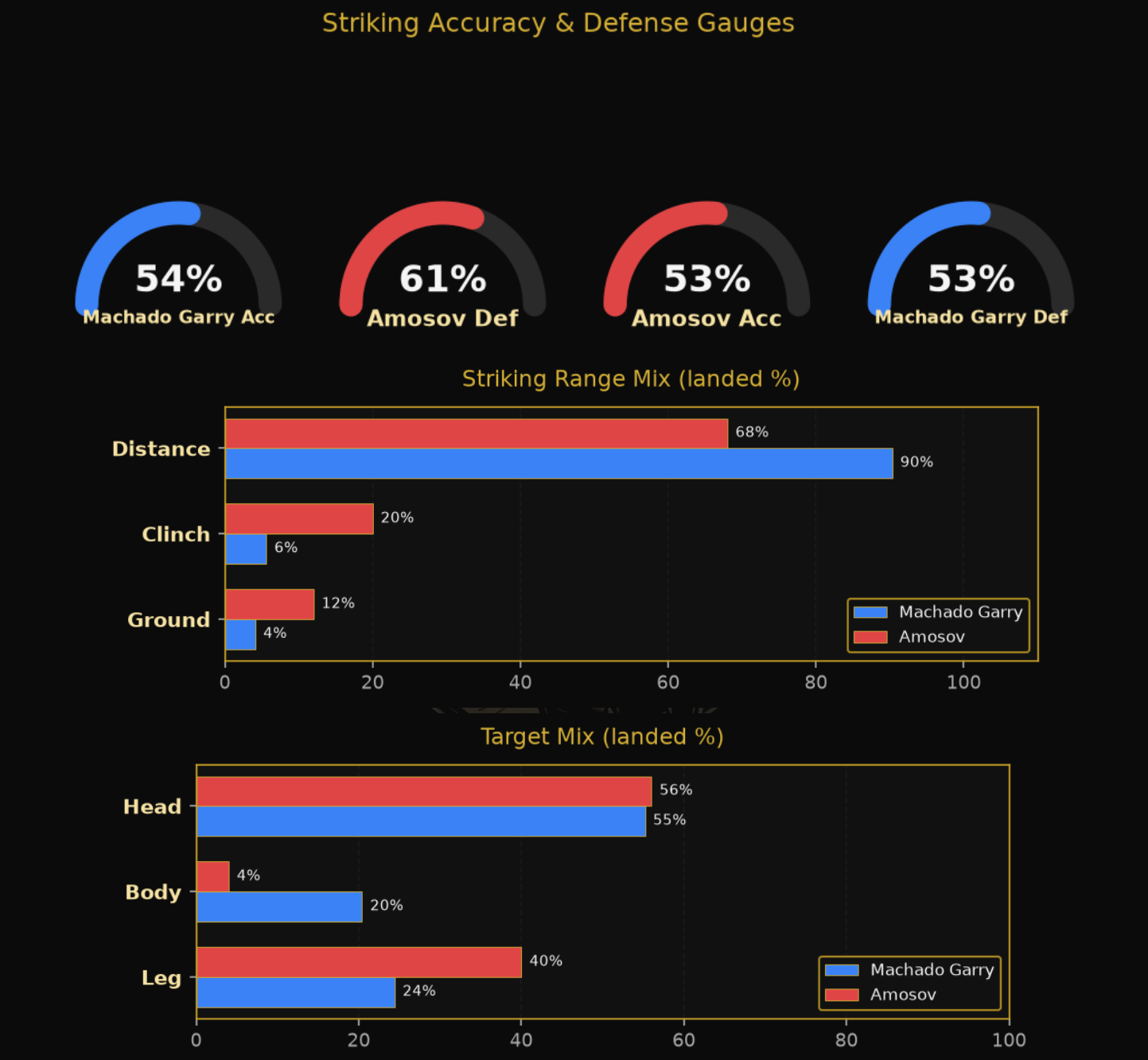


**STRIKING — Ian Machado Garry (Blue)**

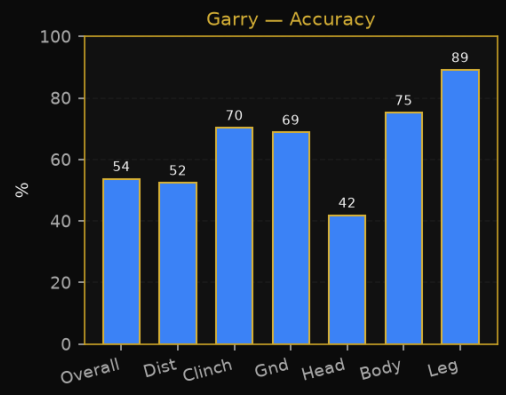


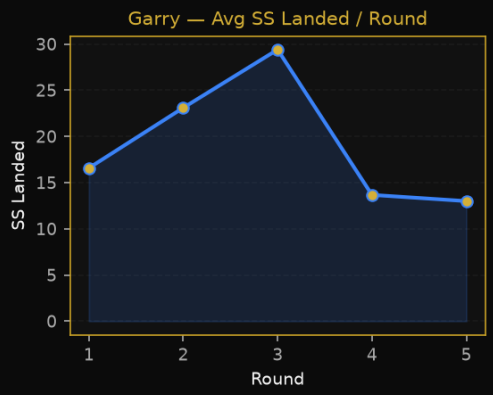


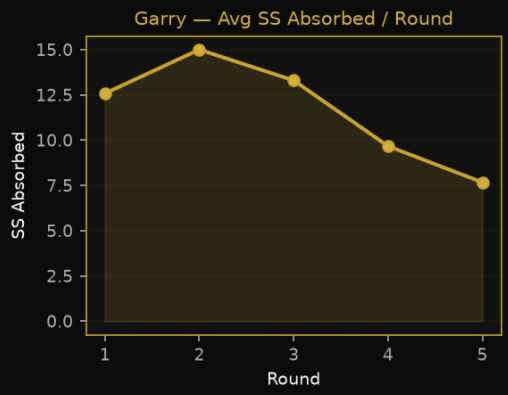


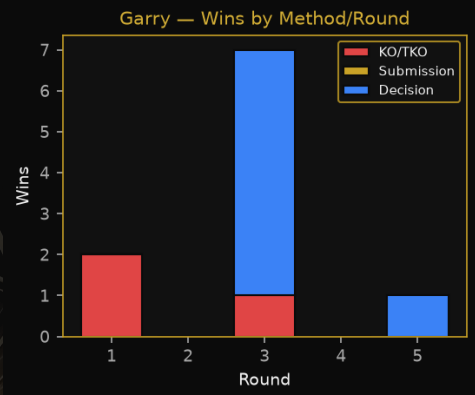


**Machado Garry striking snapshot**

Career SS Acc **53.7%** · Def **52.8%** · Distance share **90.3%** · KD rate **0.32**/15 · Absorbed KD rate **0.16**/15.

## STRIKING — Yaroslav Amosov (Red)

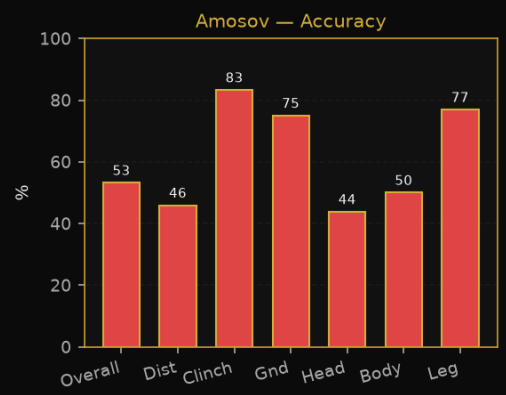


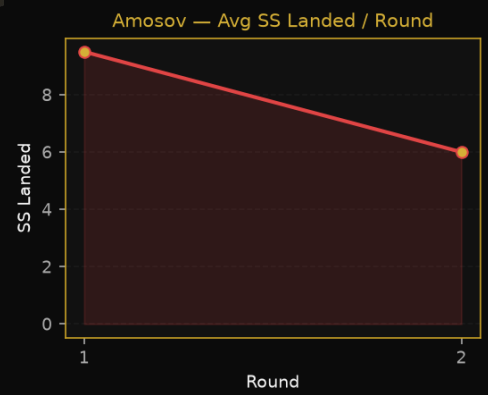

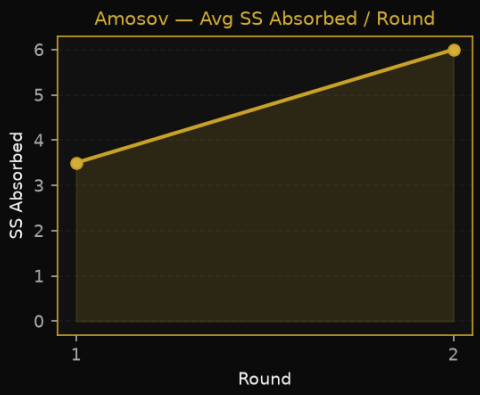


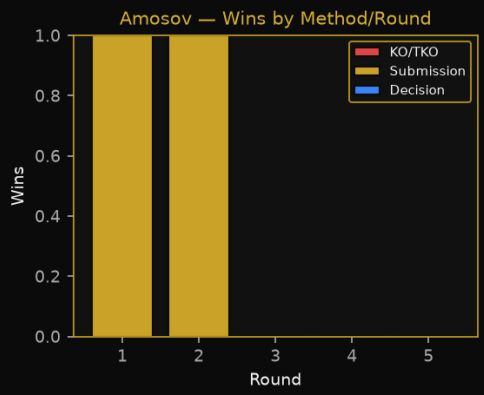


### Amosov striking snapshot

Career SS Acc **53.2%** · Def **60.6%** · Distance share **68.0%** · KD rate **0.0**/15 · Absorbed KD rate **0.0**/15.

# Grappling Infographics & Matchup Insights

## Takedown Accuracy & Defense Gauges




## Grappling Snapshot

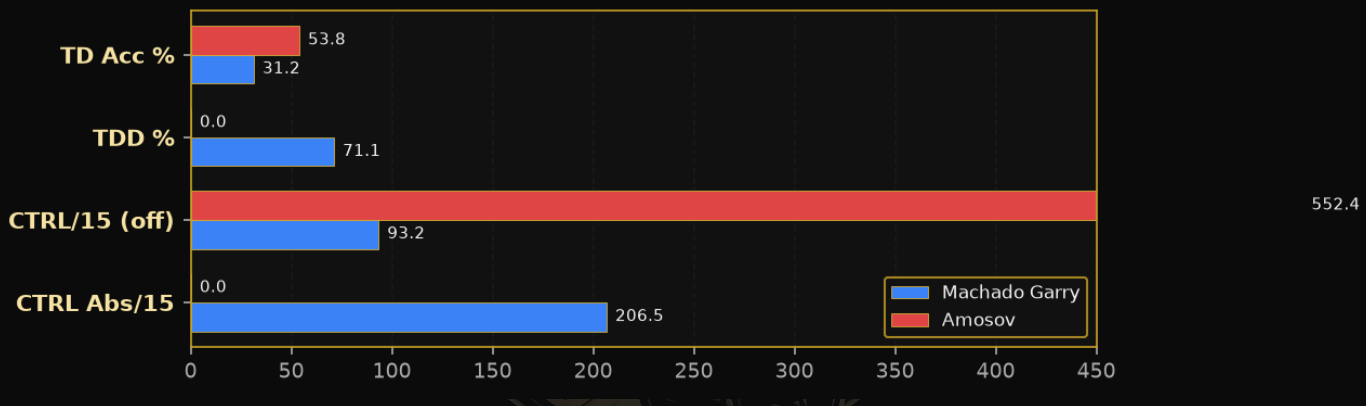


## Matchup Snapshot — Expectation Breakers

| CTRL Gap | Machado Garry Dist Bias | Amosov Sub Wins | Machado Garry TDD |
|---|---|---|---|
| 5.9× | 90% | 100% | 71.1% |
| Amosov CTRL/15 vs Machado Garry | Landed SS at distance | Of UFC wins | Career takedown defense |

| Machado Garry KD Rate | Amosov SUB.ATT | Machado Garry SS Acc | Amosov SS Acc |
|---|---|---|---|
| 0.32 | 2 | 54% | 53% |
| Per 15 minutes | Career attempts | Career accuracy | Career accuracy |

## Expectation-break insights

**Insight**

**Control allowed:** Machado Garry CTRL against / 15 = 206.5s (22.9%) vs Amosov 0.0s (0.0%) — Control allowed: Machado Garry 22.9% vs Amosov 0.0% of a 15-min fight — sample too small for a mat-time comparison (Amosov: 2 UFC fights, 9.4 min).

**Insight**

**TD volume vs TDD:** Machado Garry TD Att 32 / Acc 31.2% into Amosov TDD N/A (0 att) — Amosov's TDD is untested in the UFC (0 takedown attempts faced).

**Insight**

**TD offense gate:** Amosov TD Acc 53.8% (7/13) — high takedown volume (20.6 attempts per 15 min) — Amosov looks for takedowns often.

**Insight**

**Sub threat:** Machado Garry career SUB.ATT 4 (0.0% of UFC wins) vs Amosov 2 (100.0% of UFC wins) — no clear submission edge on the UFC record.

**Insight**

**KD profile:** Machado Garry KD rate 0.32/15 vs Amosov 0.0/15; Machado Garry has absorbed 2 KD in UFC.

**Insight**

**Distance bias:** Machado Garry 90.3% landed SS at distance vs Amosov 68.0%; Machado Garry absorbs 86.0% of damage at distance.

**Insight**

**Accuracy vs defense gate:** Machado Garry Acc 53.7% → Amosov Def 60.6%; Amosov Acc 53.2% → Machado Garry Def 52.8%.

**Insight**

**Division:** billed Welterweight at UFC Fight Night: Adesanya vs Magomedov (Dec 5, 2026). Compare each fighter's last Greco class to the billed pool.

**Insight**

**Age / mileage:** Machado Garry 29 (12 UFC) vs Amosov 33 (2 UFC).

## By-round grappling

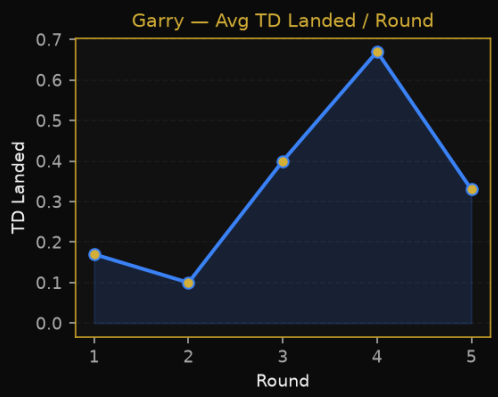


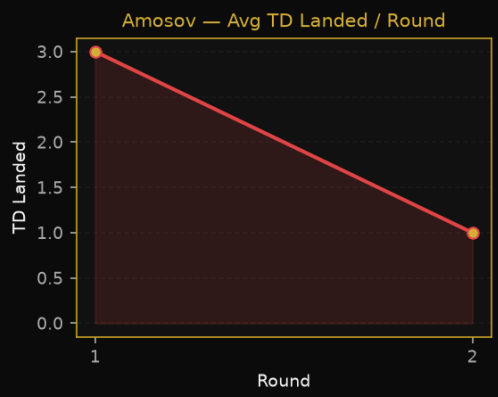

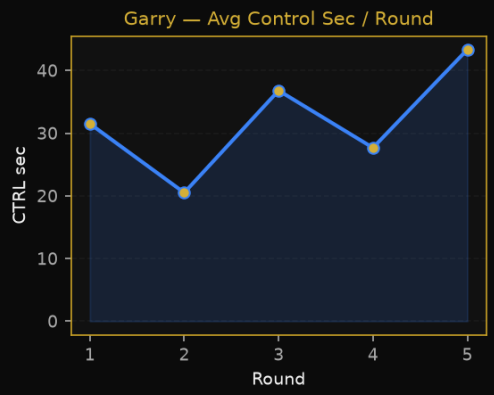
Garry — Avg Control Sec / Round
CTRL sec
Round

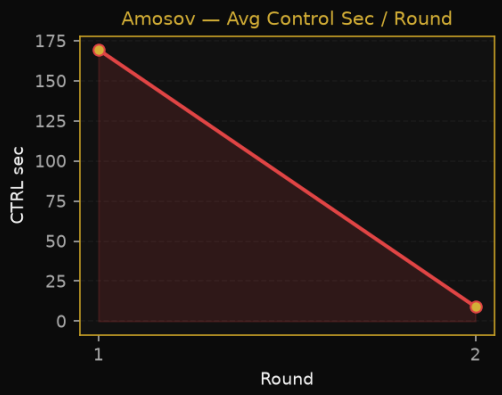
Amosov — Avg Control Sec / Round
CTRL sec
Round

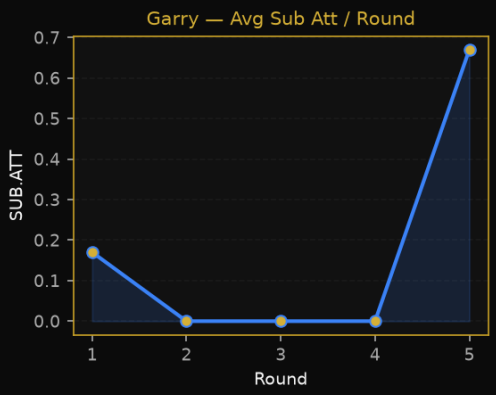
Garry — Avg Sub Att / Round
SUB.ATT
Round

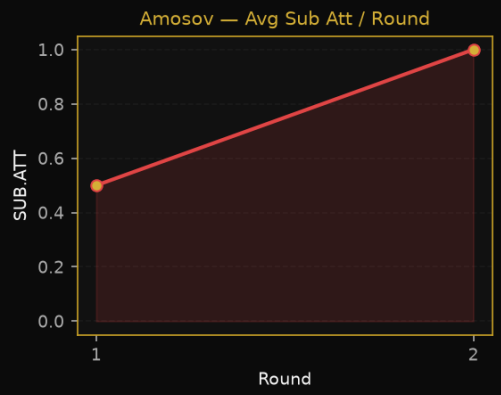
Amosov — Avg Sub Att / Round
SUB.ATT
Round

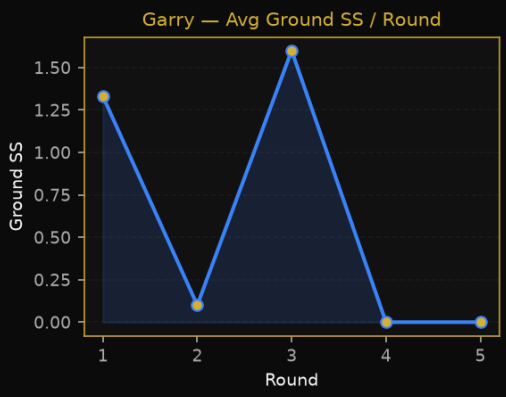
Garry — Avg Ground SS / Round
Ground SS
Round

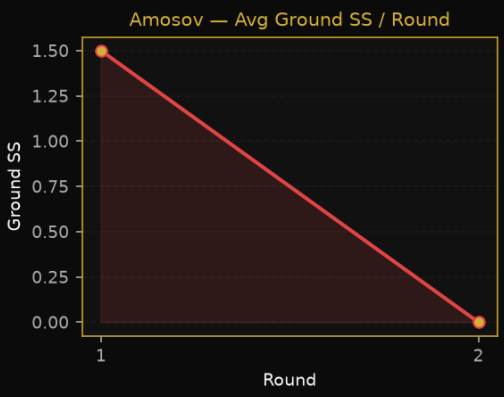
Amosov — Avg Ground SS / Round
Ground SS
Round

# Leg Strikes — Offense vs Defense

UFCStats **LEG** column = significant strikes to the legs (**leg sig strikes / low-kick proxy**). Parsed as "a of b" from UFC fight stats. No limp/establishment narrative — volume, accuracy, share, and vs-average only. Tables sorted **most recent → oldest**. As of 2026-11-19.

## Amosov Leg Output vs Machado Garry Leg Absorption

Side-by-side career board so FightingStats can compare **Amosov low-kick/leg output** vs **Machado Garry's leg absorption pattern**.

| Metric | Amosov OFFENSE (leg) | Machado Garry DEFENSE (leg abs) | Machado Garry OFFENSE (leg) | Amosov DEFENSE (leg abs) |
|---|---|---|---|---|
| **Leg sig landed** | 10 | 132 | 196 | 1 |
| **Leg sig attempted** | 13 | 161 | 220 | 1 |
| **Leg accuracy %** | 76.9% | 82.0% | 89.1% | 100.0% |
| **Leg share % of sig landed** | 40.0% | 27.2% | 24.4% | 7.7% |
| **Avg leg landed / round** | 3.33 | 3.47 | 5.16 | 0.33 |
| **Avg leg landed / fight** | 5.00 | 11.00 | 16.33 | 0.50 |
| **Sample rounds / fights** | 3/2 | 38/12 | 38/12 | 3/2 |

(Amosov OFF avg leg/rnd – Machado Garry DEF avg leg abs/rnd) = **-0.14**. leg share pp (Amosov OFF share – Machado Garry DEF share) = **12.8**. Amosov career leg volume: **10 of 13** (76.9% acc · 40.0% of sig landed). Machado Garry career leg absorbed: **132 of 161** (27.2% of sig absorbed). Welterweight division avg leg L/rnd ≈ **2.46**.

**Read — volume only**

Amosov averages **3.33** leg sig landed per round (5.00/fight). Machado Garry absorbs **3.47** leg sig per round historically (11.00/fight). Leg landed / attempted from fight stats (significant strikes to the legs).

## Leg-Kick Finishes & Fight Narratives (sourced)

**Wins by leg kicks (UFC METHOD/DETAILS):** No UFC KO/TKO win for either fighter lists leg/calf/low kick in UFC Stats METHOD/DETAILS for this package (check DETAILS per bout).

No sourced fight summaries found where leg kicks were a key part of how the bout played out.

# Amosov Leg Offense — Round × Opponent

Yaroslav Amosov — **offensive** leg sig / low-kick proxy. Columns: Date · Opponent · Round · Sig landed · Leg L/T · Acc% · Share% · vs Opp Avg Abs (Above/Below).

Baseline: round Leg Lnd vs that opponent's career avg leg sig absorbed/rnd (Above/Below/≈Avg; in parentheses). Welterweight division avg leg L/rnd ≈ 2.46.

Career: 10 of 13 leg sig (76.9% · 40.0% of 25 sig landed).

| Date | Opponent | Rnd | Sig Lnd | Leg Lnd | Leg Att | Leg Acc% | Leg Share% | vs Opp Avg Abs |
|---|---|---|---|---|---|---|---|---|
| 2026-05-09 | Joel Alvarez | 1 | 10 | 2 | 3 | 66.7% | 20.0% | Below (-2.75) vs 4.75 |
| 2026-05-09 | Joel Alvarez | 2 | 6 | 2 | 3 | 66.7% | 33.3% | Below (-2.75) vs 4.75 |
| 2025-12-13 | Neil Magny | 1 | 9 | 6 | 7 | 85.7% | 66.7% | Above (+2.97) vs 3.03 |

# Machado Garry Leg Defense — Absorbed (Round × Opponent)

Ian Machado Garry — **defensive** leg sig absorbed (opponent LEG in that EVENT+BOUT+ROUND). Columns: Date · Opponent · Round · Sig abs · Leg Abs L/T · Opp Acc% · Share% · vs Own Avg Abs.

Baseline: round Leg Abs vs this fighter's own career avg leg sig absorbed/rnd (Above/Below/≈Avg; in parentheses). Welterweight division avg leg L/rnd ≈ 2.46.

Career absorbed: 132 of 161 (82.0% opponent leg acc · 27.2% of sig absorbed).

| Date | Opponent | Rnd | Sig Abs | Leg Abs | Leg Att | Opp Acc% | Leg Share% | vs Own Avg Abs |
|---|---|---|---|---|---|---|---|---|
| 2026-08-15 | Islam Makhachev | 1 | 3 | 2 | 2 | 100.0% | 66.7% | Below (-1.47) vs 3.47 |
| 2026-08-15 | Islam Makhachev | 2 | 11 | 3 | 3 | 100.0% | 27.3% | Below (-0.47) vs 3.47 |
| 2026-08-15 | Islam Makhachev | 3 | 5 | 3 | 3 | 100.0% | 60.0% | Below (-0.47) vs 3.47 |
| 2026-08-15 | Islam Makhachev | 4 | 3 | 2 | 2 | 100.0% | 66.7% | Below (-1.47) vs 3.47 |
| 2026-08-15 | Islam Makhachev | 5 | 0 | 0 | 0 | — | — | Below (-3.47) vs 3.47 |
| 2025-11-22 | Belal Muhammad | 1 | 24 | 2 | 3 | 66.7% | 8.3% | Below (-1.47) vs 3.47 |
| 2025-11-22 | Belal Muhammad | 2 | 11 | 0 | 0 | — | 0.0% | Below (-3.47) vs 3.47 |
| 2025-11-22 | Belal Muhammad | 3 | 21 | 1 | 1 | 100.0% | 4.8% | Below (-2.47) vs 3.47 |
| 2025-04-26 | Carlos Prates | 1 | 7 | 3 | 5 | 60.0% | 42.9% | Below (-0.47) vs 3.47 |
| 2025-04-26 | Carlos Prates | 2 | 12 | 5 | 5 | 100.0% | 41.7% | Above (+1.53) vs 3.47 |
| 2025-04-26 | Carlos Prates | 3 | 10 | 0 | 0 | — | 0.0% | Below (-3.47) vs 3.47 |
| 2025-04-26 | Carlos Prates | 4 | 12 | 1 | 1 | 100.0% | 8.3% | Below (-2.47) vs 3.47 |
| 2025-04-26 | Carlos Prates | 5 | 22 | 0 | 0 | — | 0.0% | Below (-3.47) vs 3.47 |
| 2024-12-07 | Shavkat Rakhmonov | 1 | 2 | 0 | 0 | — | 0.0% | Below (-3.47) vs 3.47 |
| 2024-12-07 | Shavkat Rakhmonov | 2 | 9 | 0 | 0 | — | 0.0% | Below (-3.47) vs 3.47 |
| 2024-12-07 | Shavkat Rakhmonov | 3 | 11 | 0 | 0 | — | 0.0% | Below (-3.47) vs 3.47 |
| 2024-12-07 | Shavkat Rakhmonov | 4 | 14 | 2 | 2 | 100.0% | 14.3% | Below (-1.47) vs 3.47 |
| 2024-12-07 | Shavkat Rakhmonov | 5 | 1 | 0 | 0 | — | 0.0% | Below (-3.47) vs 3.47 |
| 2024-06-29 | Michael Page | 1 | 2 | 0 | 2 | 0.0% | 0.0% | Below (-3.47) vs 3.47 |
| 2024-06-29 | Michael Page | 2 | 14 | 2 | 3 | 66.7% | 14.3% | Below (-1.47) vs 3.47 |
| 2024-06-29 | Michael Page | 3 | 5 | 0 | 0 | — | 0.0% | Below (-3.47) vs 3.47 |
| 2024-02-17 | Geoff Neal | 1 | 18 | 5 | 5 | 100.0% | 27.8% | Above (+1.53) vs 3.47 |
| 2024-02-17 | Geoff Neal | 2 | 17 | 3 | 4 | 75.0% | 17.6% | Below (-0.47) vs 3.47 |
| 2024-02-17 | Geoff Neal | 3 | 11 | 3 | 3 | 100.0% | 27.3% | Below (-0.47) vs 3.47 |
| 2023-08-19 | Neil Magny | 1 | 8 | 4 | 7 | 57.1% | 50.0% | Above (+0.53) vs 3.47 |
| 2023-08-19 | Neil Magny | 2 | 11 | 3 | 3 | 100.0% | 27.3% | Below (-0.47) vs 3.47 |
| 2023-08-19 | Neil Magny | 3 | 8 | 3 | 4 | 75.0% | 37.5% | Below (-0.47) vs 3.47 |
| 2023-05-13 | Daniel Rodriguez | 1 | 7 | 3 | 3 | 100.0% | 42.9% | Below (-0.47) vs 3.47 |
| 2023-03-04 | Song Kenan | 1 | 22 | 11 | 13 | 84.6% | 50.0% | Above (+7.53) vs 3.47 |
| 2023-03-04 | Song Kenan | 2 | 17 | 10 | 10 | 100.0% | 58.8% | Above (+6.53) vs 3.47 |
| 2023-03-04 | Song Kenan | 3 | 16 | 8 | 9 | 88.9% | 50.0% | Above (+4.53) vs 3.47 |
| 2022-07-02 | Gabe Green | 1 | 26 | 13 | 18 | 72.2% | 50.0% | Above (+9.53) vs 3.47 |
| 2022-07-02 | Gabe Green | 2 | 38 | 10 | 13 | 76.9% | 26.3% | Above (+6.53) vs 3.47 |
| 2022-07-02 | Gabe Green | 3 | 26 | 12 | 16 | 75.0% | 46.2% | Above (+8.53) vs 3.47 |
| 2022-04-09 | Darian Weeks | 1 | 10 | 5 | 6 | 83.3% | 50.0% | Above (+1.53) vs 3.47 |
| 2022-04-09 | Darian Weeks | 2 | 10 | 3 | 4 | 75.0% | 30.0% | Below (-0.47) vs 3.47 |
| 2022-04-09 | Darian Weeks | 3 | 20 | 7 | 8 | 87.5% | 35.0% | Above (+3.53) vs 3.47 |
| 2021-11-06 | Jordan Williams | 1 | 22 | 3 | 3 | 100.0% | 13.6% | Below (-0.47) vs 3.47 |

# Machado Garry Leg Offense — Round × Opponent

Ian Machado Garry — **offensive** leg sig / low-kick proxy. Same columns as Amosov offense (Date · … · vs Opp Avg Abs).

Baseline: round Leg Lnd vs that opponent's career avg leg sig absorbed/rnd (Above/Below/≈Avg; in parentheses). Welterweight division avg leg L/rnd ≈ 2.46.

Career: 196 of 220 leg sig (89.1% · 24.4% of 804 sig landed).

| Date | Opponent | Rnd | Sig Lnd | Leg Lnd | Leg Att | Leg Acc% | Leg Share% | vs Opp Avg Abs |
|---|---|---|---|---|---|---|---|---|
| 2026-08-15 | Islam Makhachev | 1 | 0 | 0 | 0 | — | — | Below (-1.12) vs 1.12 |
| 2026-08-15 | Islam Makhachev | 2 | 6 | 1 | 3 | 33.3% | 16.7% | ≈Avg (-0.12) vs 1.12 |
| 2026-08-15 | Islam Makhachev | 3 | 9 | 3 | 3 | 100.0% | 33.3% | Above (+1.88) vs 1.12 |
| 2026-08-15 | Islam Makhachev | 4 | 7 | 1 | 1 | 100.0% | 14.3% | ≈Avg (-0.12) vs 1.12 |
| 2026-08-15 | Islam Makhachev | 5 | 7 | 1 | 1 | 100.0% | 14.3% | ≈Avg (-0.12) vs 1.12 |
| 2025-11-22 | Belal Muhammad | 1 | 27 | 11 | 12 | 91.7% | 40.7% | Above (+6.32) vs 4.68 |
| 2025-11-22 | Belal Muhammad | 2 | 20 | 8 | 8 | 100.0% | 40.0% | Above (+3.32) vs 4.68 |
| 2025-11-22 | Belal Muhammad | 3 | 25 | 8 | 8 | 100.0% | 32.0% | Above (+3.32) vs 4.68 |
| 2025-04-26 | Carlos Prates | 1 | 15 | 4 | 7 | 57.1% | 26.7% | Below (-2.76) vs 6.76 |
| 2025-04-26 | Carlos Prates | 2 | 34 | 7 | 9 | 77.8% | 20.6% | ≈Avg (+0.24) vs 6.76 |
| 2025-04-26 | Carlos Prates | 3 | 26 | 3 | 3 | 100.0% | 11.5% | Below (-3.76) vs 6.76 |
| 2025-04-26 | Carlos Prates | 4 | 23 | 5 | 5 | 100.0% | 21.7% | Below (-1.76) vs 6.76 |
| 2025-04-26 | Carlos Prates | 5 | 28 | 4 | 5 | 80.0% | 14.3% | Below (-2.76) vs 6.76 |
| 2024-12-07 | Shavkat Rakhmonov | 1 | 3 | 1 | 1 | 100.0% | 33.3% | Below (-1.38) vs 2.38 |
| 2024-12-07 | Shavkat Rakhmonov | 2 | 10 | 6 | 9 | 66.7% | 60.0% | Above (+3.62) vs 2.38 |
| 2024-12-07 | Shavkat Rakhmonov | 3 | 14 | 7 | 11 | 63.6% | 50.0% | Above (+4.62) vs 2.38 |
| 2024-12-07 | Shavkat Rakhmonov | 4 | 11 | 6 | 7 | 85.7% | 54.5% | Above (+3.62) vs 2.38 |
| 2024-12-07 | Shavkat Rakhmonov | 5 | 4 | 1 | 1 | 100.0% | 25.0% | Below (-1.38) vs 2.38 |
| 2024-06-29 | Michael Page | 1 | 2 | 0 | 0 | — | 0.0% | Below (-2.33) vs 2.33 |
| 2024-06-29 | Michael Page | 2 | 9 | 3 | 5 | 60.0% | 33.3% | Above (+0.67) vs 2.33 |
| 2024-06-29 | Michael Page | 3 | 8 | 1 | 1 | 100.0% | 12.5% | Below (-1.33) vs 2.33 |
| 2024-02-17 | Geoff Neal | 1 | 20 | 3 | 4 | 75.0% | 15.0% | Above (+0.53) vs 2.47 |
| 2024-02-17 | Geoff Neal | 2 | 23 | 2 | 2 | 100.0% | 8.7% | Below (-0.47) vs 2.47 |
| 2024-02-17 | Geoff Neal | 3 | 24 | 5 | 6 | 83.3% | 20.8% | Above (+2.53) vs 2.47 |
| 2023-08-19 | Neil Magny | 1 | 20 | 11 | 11 | 100.0% | 55.0% | Above (+7.97) vs 3.03 |
| 2023-08-19 | Neil Magny | 2 | 31 | 16 | 16 | 100.0% | 51.6% | Above (+12.97) vs 3.03 |
| 2023-08-19 | Neil Magny | 3 | 40 | 16 | 16 | 100.0% | 40.0% | Above (+12.97) vs 3.03 |
| 2023-05-13 | Daniel Rodriguez | 1 | 23 | 0 | 0 | — | 0.0% | Below (-4.64) vs 4.64 |
| 2023-03-04 | Song Kenan | 1 | 15 | 9 | 10 | 90.0% | 60.0% | Above (+1.46) vs 7.54 |
| 2023-03-04 | Song Kenan | 2 | 42 | 12 | 13 | 92.3% | 28.6% | Above (+4.46) vs 7.54 |
| 2023-03-04 | Song Kenan | 3 | 70 | 12 | 13 | 92.3% | 17.1% | Above (+4.46) vs 7.54 |
| 2022-07-02 | Gabe Green | 1 | 41 | 5 | 5 | 100.0% | 12.2% | Above (+1.57) vs 3.43 |
| 2022-07-02 | Gabe Green | 2 | 36 | 5 | 5 | 100.0% | 13.9% | Above (+1.57) vs 3.43 |
| 2022-07-02 | Gabe Green | 3 | 39 | 2 | 2 | 100.0% | 5.1% | Below (-1.43) vs 3.43 |
| 2022-04-09 | Darian Weeks | 1 | 15 | 3 | 3 | 100.0% | 20.0% | Below (-2.11) vs 5.11 |
| 2022-04-09 | Darian Weeks | 2 | 20 | 5 | 5 | 100.0% | 25.0% | ≈Avg (-0.11) vs 5.11 |
| 2022-04-09 | Darian Weeks | 3 | 39 | 7 | 7 | 100.0% | 17.9% | Above (+1.89) vs 5.11 |
| 2021-11-06 | Jordan Williams | 1 | 18 | 2 | 2 | 100.0% | 11.1% | Above (+0.40) vs 1.60 |

# Amosov Leg Defense — Absorbed (Round × Opponent)

Yaroslav Amosov — **defensive** leg sig absorbed. Same columns as Machado Garry defense (Date · … · vs Own Avg Abs).

Baseline: round Leg Abs vs this fighter's own career avg leg sig absorbed/rnd (Above/Below/≈Avg; in parentheses). Welterweight division avg leg L/rnd ≈ 2.46.

Career absorbed: 1 of 1 (100.0% opponent leg acc · 7.7% of sig absorbed).

| Date | Opponent | Rnd | Sig Abs | Leg Abs | Leg Att | Opp Acc% | Leg Share% | vs Own Avg Abs |
|---|---|---|---|---|---|---|---|---|
| 2026-05-09 | Joel Alvarez | 1 | 2 | 0 | 0 | — | 0.0% | Below (-0.33) vs 0.33 |
| 2026-05-09 | Joel Alvarez | 2 | 6 | 0 | 0 | — | 0.0% | Below (-0.33) vs 0.33 |
| 2025-12-13 | Neil Magny | 1 | 5 | 1 | 1 | 100.0% | 20.0% | Above (+0.67) vs 0.33 |

# Opponent Career Historical Avg — Leg Sig Absorbed

For each UFC opponent faced: career historical average leg sig strikes **absorbed** (what opponents land on them across their UFC career). This is the offense-row baseline for the Above/Below column. Opponents ordered by most recent appearance.

## Opponents faced by Ian Machado Garry — their career leg-absorbed averages

| Opponent | Fights | Rnds | Leg Abs L/T | Avg Leg Abs /Fight | Avg /Rnd | Leg Acc% on them | Leg Share% of SS Abs |
|---|---|---|---|---|---|---|---|
| Islam Makhachev | 19 | 50 | 56 of 76 | 2.95 | 1.12 | 73.7% | 17.7% |
| Belal Muhammad | 22 | 72 | 337 of 381 | 15.32 | 4.68 | 88.5% | 24.7% |
| Carlos Prates | 8 | 17 | 115 of 143 | 14.38 | 6.76 | 80.4% | 34.1% |
| Shavkat Rakhmonov | 7 | 16 | 38 of 53 | 5.43 | 2.38 | 71.7% | 23.3% |
| Michael Page | 6 | 18 | 42 of 64 | 7.00 | 2.33 | 65.6% | 33.3% |
| Geoff Neal | 14 | 32 | 79 of 86 | 5.64 | 2.47 | 91.9% | 10.3% |
| Neil Magny | 38 | 97 | 294 of 330 | 7.74 | 3.03 | 89.1% | 27.0% |
| Daniel Rodriguez | 15 | 36 | 167 of 207 | 11.13 | 4.64 | 80.7% | 19.1% |
| Song Kenan | 11 | 24 | 181 of 214 | 16.45 | 7.54 | 84.6% | 28.8% |
| Gabe Green | 6 | 14 | 48 of 59 | 8.00 | 3.43 | 81.4% | 12.3% |
| Darian Weeks | 3 | 9 | 46 of 57 | 15.33 | 5.11 | 80.7% | 22.4% |
| Jordan Williams | 3 | 5 | 8 of 10 | 2.67 | 1.60 | 80.0% | 8.2% |

## Opponents faced by Yaroslav Amosov — their career leg-absorbed averages

| Opponent | Fights | Rnds | Leg Abs L/T | Avg Leg Abs /Fight | Avg /Rnd | Leg Acc% on them | Leg Share% of SS Abs |
|---|---|---|---|---|---|---|---|
| Joel Alvarez | 12 | 24 | 114 of 137 | 9.50 | 4.75 | 83.2% | 27.7% |
| Neil Magny | 38 | 97 | 294 of 330 | 7.74 | 3.03 | 89.1% | 27.0% |

Source: UFCStats **LEG** = significant strikes to the legs (leg sig / low-kick proxy). Landed of attempted parsed from fight-stats CSV. Sort: most recent → oldest.

# Welterweight Division Context

Upcoming bout is billed **Welterweight**. Division pool (n=452): Fighters whose majority of UFC bouts are in billed class 'Welterweight', OR whose most recent UFC bout is in that family. **Last Greco weight class:** Machado Garry = **UFC Welterweight Title Bout**; Amosov = **Welterweight Bout**. Values: fighter · division average · delta · standing in division. Control rows show seconds and % of a 15-min fight.

| Metric | Div Avg | Machado Garry | vs avg | Machado Garry standing | Amosov | vs avg | Amosov standing |
|---|---|---|---|---|---|---|---|
| **SS Acc %** | 43.7% | 53.7% | +10.0 pp | top 12% | 53.2% | +9.5 pp | top 13% |
| **SS Def %** | 53.0% | 52.8% | -0.2 pp | top 54% | 60.6% | +7.6 pp | top 19% |
| **TD Acc %** | 37.7% | 31.2% | -6.5 pp | top 63% | 53.8% | +16.1 pp | top 19% |
| **TDD %** | 59.5% | 71.1% | +11.6 pp | top 31% | N/A (0 att) | — | N/A |
| **Control expected / 15 min** | 186.6s (20.7%) | 93.2s (10.4%) | -93.4s | top 71% | 552.4s (61.4%) | +365.8s | top 1.5% |
| **Control allowed / 15 min** | 235.1s (26.1%) | 206.5s (22.9%) | -28.6s | top 51% | 0.0s (0.0%) | -235.1s | top 0.9% |
| **KD rate / 15** | 0.36 | 0.32 | -0.04 | top 37% | 0.00 | -0.36 | top 100% |
| **KD Abs rate / 15** | 0.52 | 0.16 | -0.36 | top 44% | 0.00 | -0.52 | top 37% |
| **SLpM** | 3.05 | 4.29 | +1.24 | top 18% | 2.65 | -0.40 | top 55% |
| **SApM** | 3.41 | 2.59 | -0.82 | top 33% | 1.38 | -2.03 | top 4.6% |

Control expected / allowed per 15 min = total CTRL (or CTRL against) seconds ÷ fight seconds × 900. Shown as seconds and % of a 15-minute (900s) fight (e.g. 290.4s ≈ 32.3%).

### Machado Garry vs division field

SS Acc **53.7%** (div avg 43.7%, top 12%) · SS Def **52.8%** (top 54%) · TDD **71.1%** (top 31%). Last Greco class: UFC Welterweight Title Bout.

### Amosov vs division field

SLpM **2.65** (top 55%) · TDD **N/A (0 att)** (N/A) · SS Def **60.6%** (top 19%). Last Greco class: Welterweight Bout.

Standing = share of the Welterweight pool at or better on that metric (“top X%”). For Control allowed / 15, KD Abs rate, and SApM, lower is better.

# Ian Machado Garry — A/B/C/D Fight Tables

Locked next-build tables. **A/B** = every UFC round × opponent (most recent first); sig by **distance / clinch / ground only** (no head/body/leg). Striking time = mm:ss [% of round clock] (clock – CTRL). Stand/15* = projected sig pace if stand-up lasted a full 15 min on striking-time basis. **C/D** = fight-level grappling. C/D styles: **bold gold wash** = ≥1 TD attempt; muted = 0 attempts; **teal wash** = landed ≥1 TD vs historically strong career TDD (≥70%). Diff = subject sig landed – absorbed.

## A — Offensive Significant Strikes — Ian Machado Garry

SS T/L = thrown/landed. Dist/Clin/Gnd = sig landed/thrown by position. Tot D/C/G uses UFCStats position splits (all distance strikes are significant).

| Date | Opponent | R | WC | SS T/L | Diff | KD | Dist | Clin | Gnd | Tot T/L | Tot D/C/G | StrTime [%clk] | Stand/15 * |
|---|---|---|---|---|---|---|---|---|---|---|---|---|---|
| Aug 15, 2026 | Islam Makhachev | 1 | Welterweigh t | 2/0 | -3 | 0 | 0/2 | 0/0 | 0/0 | 17/10 | 0/0/0 | 5:00 [100%] | 0.0 |
| Aug 15, 2026 | Islam Makhachev | 2 | Welterweigh t | 18/6 | -5 | 0 | 3/14 | 3/4 | 0/0 | 20/7 | 3/3/0 | 4:43 [94%] | 9.5 |
| Aug 15, 2026 | Islam Makhachev | 3 | Welterweigh t | 25/9 | 4 | 0 | 9/25 | 0/0 | 0/0 | 28/12 | 9/0/0 | 4:55 [98%] | 27.5 |
| Aug 15, 2026 | Islam Makhachev | 4 | Welterweigh t | 11/7 | 4 | 0 | 3/7 | 4/4 | 0/0 | 49/41 | 3/4/0 | 4:48 [96%] | 9.4 |
| Aug 15, 2026 | Islam Makhachev | 5 | Welterweigh t | 9/7 | 7 | 0 | 7/9 | 0/0 | 0/0 | 27/19 | 7/0/0 | 5:00 [100%] | 21.0 |
| Nov 22, 2025 | Belal Muhammad | 1 | Welterweigh t Bout | 53/27 | 3 | 0 | 27/53 | 0/0 | 0/0 | 57/31 | 27/0/0 | 5:00 [100%] | 81.0 |
| Nov 22, 2025 | Belal Muhammad | 2 | Welterweigh t Bout | 39/20 | 9 | 0 | 19/38 | 1/1 | 0/0 | 56/35 | 19/1/0 | 4:54 [98%] | 58.2 |
| Nov 22, 2025 | Belal Muhammad | 3 | Welterweigh t Bout | 49/25 | 4 | 0 | 20/43 | 5/6 | 0/0 | 54/30 | 20/5/0 | 4:27 [89%] | 67.4 |
| Apr 26, 2025 | Carlos Prates | 1 | Welterweigh t Bout | 39/15 | 8 | 0 | 11/34 | 0/0 | 4/5 | 39/15 | 11/0/4 | 4:48 [96%] | 34.4 |
| Apr 26, 2025 | Carlos Prates | 2 | Welterweigh t Bout | 68/34 | 22 | 0 | 34/68 | 0/0 | 0/0 | 70/36 | 34/0/0 | 5:00 [100%] | 102.0 |
| Apr 26, 2025 | Carlos Prates | 3 | Welterweigh t Bout | 52/26 | 16 | 0 | 26/50 | 0/2 | 0/0 | 60/33 | 26/0/0 | 3:35 [72%] | 108.8 |
| Apr 26, 2025 | Carlos Prates | 4 | Welterweigh t Bout | 42/23 | 11 | 0 | 23/41 | 0/1 | 0/0 | 45/26 | 23/0/0 | 4:02 [81%] | 85.5 |
| Apr 26, 2025 | Carlos Prates | 5 | Welterweigh t Bout | 41/28 | 6 | 0 | 26/38 | 2/3 | 0/0 | 45/31 | 26/2/0 | 4:26 [89%] | 88.0 |
| Dec 07, 2024 | Shavkat Rakhmonov | 1 | Welterweigh t Bout | 4/3 | 1 | 0 | 1/2 | 2/2 | 0/0 | 17/14 | 1/2/0 | 4:51 [97%] | 3.1 |
| Dec 07, 2024 | Shavkat Rakhmonov | 2 | Welterweigh t Bout | 24/10 | 1 | 0 | 8/20 | 2/4 | 0/0 | 28/13 | 8/2/0 | 4:34 [91%] | 26.3 |
| Dec 07, 2024 | Shavkat Rakhmonov | 3 | Welterweigh t Bout | 34/14 | 3 | 0 | 14/31 | 0/3 | 0/0 | 35/14 | 14/0/0 | 4:52 [97%] | 43.1 |
| Dec 07, 2024 | Shavkat Rakhmonov | 4 | Welterweigh t Bout | 16/11 | -3 | 0 | 10/15 | 1/1 | 0/0 | 31/23 | 10/1/0 | 4:47 [96%] | 31.4 |
| Dec 07, 2024 | Shavkat Rakhmonov | 5 | Welterweigh t Bout | 6/4 | 3 | 0 | 2/4 | 2/2 | 0/0 | 46/38 | 2/2/0 | 3:24 [68%] | 8.8 |
| Jun 29, 2024 | Michael Page | 1 | Welterweigh t Bout | 6/2 | 0 | 0 | 1/4 | 0/0 | 1/2 | 41/27 | 1/0/1 | 1:08 [23%] | 13.2 |
| Jun 29, 2024 | Michael Page | 2 | Welterweigh t Bout | 21/9 | -5 | 0 | 5/15 | 4/6 | 0/0 | 22/10 | 5/4/0 | 3:19 [66%] | 22.6 |
| Jun 29, 2024 | Michael Page | 3 | Welterweigh t Bout | 12/8 | 3 | 0 | 3/6 | 1/1 | 4/5 | 38/28 | 3/1/4 | 3:04 [61%] | 14.7 |

| Date | Opponent | R | WC | SS T/L | Diff | KD | Dist | Clin | Gnd | Tot T/L | Tot D/C/G | StrTime [%clk] | Stand/15 * |
|---|---|---|---|---|---|---|---|---|---|---|---|---|---|
| Feb 17, 2024 | Geoff Neal | 1 | Welterweight Bout | 38/20 | 2 | 0 | 20/38 | 0/0 | 0/0 | 40/22 | 20/0/0 | 4:54 [98%] | 61.2 |
| Feb 17, 2024 | Geoff Neal | 2 | Welterweight Bout | 43/23 | 6 | 0 | 22/42 | 1/1 | 0/0 | 51/31 | 22/1/0 | 4:54 [98%] | 67.3 |
| Feb 17, 2024 | Geoff Neal | 3 | Welterweight Bout | 54/24 | 13 | 0 | 23/53 | 1/1 | 0/0 | 57/27 | 23/1/0 | 5:00 [100%] | 69.0 |
| Aug 19, 2023 | Neil Magny | 1 | Welterweight Bout | 32/20 | 12 | 0 | 19/30 | 1/1 | 0/1 | 45/33 | 19/1/0 | 3:53 [78%] | 73.4 |
| Aug 19, 2023 | Neil Magny | 2 | Welterweight Bout | 53/31 | 20 | 0 | 28/49 | 3/4 | 0/0 | 57/35 | 28/3/0 | 4:38 [93%] | 90.7 |
| Aug 19, 2023 | Neil Magny | 3 | Welterweight Bout | 65/40 | 32 | 0 | 37/61 | 0/0 | 3/4 | 69/43 | 37/0/3 | 3:57 [79%] | 140.5 |
| May 13, 2023 | Daniel Rodriguez | 1 | Welterweight Bout | 46/23 | 16 | 1 | 12/28 | 0/0 | 11/18 | 46/23 | 12/0/11 | 2:47 [94%] | 64.7 |
| Mar 04, 2023 | Song Kenan | 1 | Welterweight Bout | 44/15 | -7 | 0 | 15/44 | 0/0 | 0/0 | 44/15 | 15/0/0 | 5:00 [100%] | 45.0 |
| Mar 04, 2023 | Song Kenan | 2 | Welterweight Bout | 79/42 | 25 | 0 | 41/78 | 1/1 | 0/0 | 79/42 | 41/1/0 | 5:00 [100%] | 123.0 |
| Mar 04, 2023 | Song Kenan | 3 | Welterweight Bout | 108/70 | 54 | 1 | 63/98 | 0/0 | 7/10 | 108/70 | 63/0/7 | 4:17 [98%] | 220.6 |
| Jul 02, 2022 | Gabe Green | 1 | Welterweight Bout | 67/41 | 15 | 0 | 40/66 | 1/1 | 0/0 | 67/41 | 40/1/0 | 5:00 [100%] | 120.0 |
| Jul 02, 2022 | Gabe Green | 2 | Welterweight Bout | 65/36 | -2 | 0 | 35/64 | 0/0 | 1/1 | 73/44 | 35/0/1 | 4:33 [91%] | 115.4 |
| Jul 02, 2022 | Gabe Green | 3 | Welterweight Bout | 61/39 | 13 | 1 | 36/58 | 1/1 | 2/2 | 66/44 | 36/1/2 | 4:41 [94%] | 115.3 |
| Apr 09, 2022 | Darian Weeks | 1 | Welterweight Bout | 32/15 | 5 | 0 | 14/31 | 1/1 | 0/0 | 36/18 | 14/1/0 | 4:55 [98%] | 42.7 |
| Apr 09, 2022 | Darian Weeks | 2 | Welterweight Bout | 42/20 | 10 | 0 | 19/41 | 1/1 | 0/0 | 45/23 | 19/1/0 | 5:00 [100%] | 57.0 |
| Apr 09, 2022 | Darian Weeks | 3 | Welterweight Bout | 70/39 | 19 | 0 | 36/64 | 3/6 | 0/0 | 70/39 | 36/3/0 | 4:26 [89%] | 121.8 |
| Nov 06, 2021 | Jordan Williams | 1 | Welterweight Bout | 28/18 | -4 | 1 | 14/22 | 4/6 | 0/0 | 32/22 | 14/4/0 | 4:22 [88%] | 48.1 |

## B — Defensive Significant Strikes — Ian Machado Garry

Absorbed mirror. Abs T/L = opponent thrown/landed on subject. KD↓ = knockdowns absorbed. Abs/15 = distance sig absorbed per 15 min of striking time.

| Date | Opponent | R | WC | Abs T/L | Diff | KD↓ | Dist | Clin | Gnd | Tot Abs | Tot D/C/G | StrTime [%clk] | Abs/15* |
|---|---|---|---|---|---|---|---|---|---|---|---|---|---|
| Aug 15, 2026 | Islam Makhachev | 1 | Welterweight | 5/3 | -3 | 0 | 2/3 | 0/1 | 1/1 | 25/23 | 2/0/1 | 5:00 [100%] | 6.0 |
| Aug 15, 2026 | Islam Makhachev | 2 | Welterweight | 20/11 | -5 | 1 | 6/15 | 5/5 | 0/0 | 35/24 | 6/5/0 | 4:43 [94%] | 19.1 |
| Aug 15, 2026 | Islam Makhachev | 3 | Welterweight | 10/5 | 4 | 0 | 5/10 | 0/0 | 0/0 | 10/5 | 5/0/0 | 4:55 [98%] | 15.2 |
| Aug 15, 2026 | Islam Makhachev | 4 | Welterweight | 6/3 | 4 | 0 | 2/5 | 1/1 | 0/0 | 10/7 | 2/1/0 | 4:48 [96%] | 6.2 |
| Aug 15, 2026 | Islam Makhachev | 5 | Welterweight | 3/0 | 7 | 0 | 0/3 | 0/0 | 0/0 | 34/19 | 0/0/0 | 5:00 [100%] | 0.0 |
| Nov 22, 2025 | Belal Muhammad | 1 | Welterweight Bout | 57/24 | 3 | 0 | 23/55 | 1/2 | 0/0 | 69/30 | 23/1/0 | 5:00 [100%] | 69.0 |

| Date | Opponent | R | WC | Abs T/L | Diff | KD↓ | Dist | Clin | Gnd | Tot Abs | Tot D/C/G | StrTime [%clk] | Abs/15* |
|---|---|---|---|---|---|---|---|---|---|---|---|---|---|
| Nov 22, 2025 | Belal Muhammad | 2 | Welterweight Bout | 33/11 | 9 | 0 | 10/30 | 1/3 | 0/0 | 58/28 | 10/1/0 | 4:54 [98%] | 30.6 |
| Nov 22, 2025 | Belal Muhammad | 3 | Welterweight Bout | 49/21 | 4 | 0 | 19/46 | 2/3 | 0/0 | 70/39 | 19/2/0 | 4:27 [89%] | 64.0 |
| Apr 26, 2025 | Carlos Prates | 1 | Welterweight Bout | 16/7 | 8 | 0 | 7/16 | 0/0 | 0/0 | 16/7 | 7/0/0 | 4:48 [96%] | 21.9 |
| Apr 26, 2025 | Carlos Prates | 2 | Welterweight Bout | 22/12 | 22 | 0 | 12/22 | 0/0 | 0/0 | 22/12 | 12/0/0 | 5:00 [100%] | 36.0 |
| Apr 26, 2025 | Carlos Prates | 3 | Welterweight Bout | 20/10 | 16 | 0 | 10/20 | 0/0 | 0/0 | 20/10 | 10/0/0 | 3:35 [72%] | 41.9 |
| Apr 26, 2025 | Carlos Prates | 4 | Welterweight Bout | 33/12 | 11 | 0 | 12/32 | 0/1 | 0/0 | 33/12 | 12/0/0 | 4:02 [81%] | 44.6 |
| Apr 26, 2025 | Carlos Prates | 5 | Welterweight Bout | 38/22 | 6 | 0 | 9/24 | 1/1 | 12/13 | 41/23 | 9/1/12 | 4:26 [89%] | 30.4 |
| Dec 07, 2024 | Shavkat Rakhmonov | 1 | Welterweight Bout | 5/2 | 1 | 0 | 1/3 | 1/2 | 0/0 | 16/13 | 1/1/0 | 4:51 [97%] | 3.1 |
| Dec 07, 2024 | Shavkat Rakhmonov | 2 | Welterweight Bout | 18/9 | 1 | 0 | 9/18 | 0/0 | 0/0 | 25/15 | 9/0/0 | 4:34 [91%] | 29.6 |
| Dec 07, 2024 | Shavkat Rakhmonov | 3 | Welterweight Bout | 19/11 | 3 | 0 | 10/18 | 1/1 | 0/0 | 19/11 | 10/1/0 | 4:52 [97%] | 30.8 |
| Dec 07, 2024 | Shavkat Rakhmonov | 4 | Welterweight Bout | 22/14 | -3 | 0 | 3/8 | 1/1 | 10/13 | 30/19 | 3/1/10 | 4:47 [96%] | 9.4 |
| Dec 07, 2024 | Shavkat Rakhmonov | 5 | Welterweight Bout | 3/1 | 3 | 0 | 1/3 | 0/0 | 0/0 | 12/7 | 1/0/0 | 3:24 [68%] | 4.4 |
| Jun 29, 2024 | Michael Page | 1 | Welterweight Bout | 6/2 | 0 | 0 | 2/5 | 0/1 | 0/0 | 12/7 | 2/0/0 | 1:08 [23%] | 26.5 |
| Jun 29, 2024 | Michael Page | 2 | Welterweight Bout | 23/14 | -5 | 0 | 12/20 | 0/0 | 2/3 | 41/31 | 12/0/2 | 3:19 [66%] | 54.3 |
| Jun 29, 2024 | Michael Page | 3 | Welterweight Bout | 9/5 | 3 | 0 | 5/9 | 0/0 | 0/0 | 21/14 | 5/0/0 | 3:04 [61%] | 24.5 |
| Feb 17, 2024 | Geoff Neal | 1 | Welterweight Bout | 27/18 | 2 | 0 | 16/25 | 2/2 | 0/0 | 28/19 | 16/2/0 | 4:54 [98%] | 49.0 |
| Feb 17, 2024 | Geoff Neal | 2 | Welterweight Bout | 34/17 | 6 | 0 | 11/26 | 6/8 | 0/0 | 41/23 | 11/6/0 | 4:54 [98%] | 33.7 |
| Feb 17, 2024 | Geoff Neal | 3 | Welterweight Bout | 28/11 | 13 | 0 | 11/28 | 0/0 | 0/0 | 33/15 | 11/0/0 | 5:00 [100%] | 33.0 |
| Aug 19, 2023 | Neil Magny | 1 | Welterweight Bout | 24/8 | 12 | 0 | 7/21 | 1/3 | 0/0 | 40/22 | 7/1/0 | 3:53 [78%] | 27.0 |
| Aug 19, 2023 | Neil Magny | 2 | Welterweight Bout | 27/11 | 20 | 0 | 10/25 | 1/2 | 0/0 | 32/15 | 10/1/0 | 4:38 [93%] | 32.4 |
| Aug 19, 2023 | Neil Magny | 3 | Welterweight Bout | 15/8 | 32 | 0 | 8/15 | 0/0 | 0/0 | 21/14 | 8/0/0 | 3:57 [79%] | 30.4 |
| May 13, 2023 | Daniel Rodriguez | 1 | Welterweight Bout | 25/7 | 16 | 0 | 7/25 | 0/0 | 0/0 | 25/7 | 7/0/0 | 2:47 [94%] | 37.7 |
| Mar 04, 2023 | Song Kenan | 1 | Welterweight Bout | 41/22 | -7 | 1 | 13/26 | 6/7 | 3/8 | 51/28 | 13/6/3 | 5:00 [100%] | 39.0 |
| Mar 04, 2023 | Song Kenan | 2 | Welterweight Bout | 35/17 | 25 | 0 | 16/34 | 1/1 | 0/0 | 35/17 | 16/1/0 | 5:00 [100%] | 48.0 |
| Mar 04, 2023 | Song Kenan | 3 | Welterweight Bout | 34/16 | 54 | 0 | 16/34 | 0/0 | 0/0 | 34/16 | 16/0/0 | 4:17 [98%] | 56.0 |
| Jul 02, 2022 | Gabe Green | 1 | Welterweight Bout | 58/26 | 15 | 0 | 26/58 | 0/0 | 0/0 | 60/28 | 26/0/0 | 5:00 [100%] | 78.0 |

| Date | Opponent | R | WC | Abs T/L | Diff | KD↓ | Dist | Clin | Gnd | Tot Abs | Tot D/C/G | StrTime [%clk] | Abs/15* |
|---|---|---|---|---|---|---|---|---|---|---|---|---|---|
| Jul 02, 2022 | Gabe Green | 2 | Welterweight Bout | 73/38 | -2 | 0 | 38/72 | 0/1 | 0/0 | 83/47 | 38/0/0 | 4:33 [91%] | 125.3 |
| Jul 02, 2022 | Gabe Green | 3 | Welterweight Bout | 64/26 | 13 | 0 | 26/64 | 0/0 | 0/0 | 65/27 | 26/0/0 | 4:41 [94%] | 83.3 |
| Apr 09, 2022 | Darian Weeks | 1 | Welterweight Bout | 17/10 | 5 | 0 | 7/12 | 3/5 | 0/0 | 27/18 | 7/3/0 | 4:55 [98%] | 21.4 |
| Apr 09, 2022 | Darian Weeks | 2 | Welterweight Bout | 21/10 | 10 | 0 | 7/17 | 3/4 | 0/0 | 27/16 | 7/3/0 | 5:00 [100%] | 21.0 |
| Apr 09, 2022 | Darian Weeks | 3 | Welterweight Bout | 39/20 | 19 | 0 | 19/37 | 1/2 | 0/0 | 45/26 | 19/1/0 | 4:26 [89%] | 64.3 |
| Nov 06, 2021 | Jordan Williams | 1 | Welterweight Bout | 50/22 | -4 | 0 | 20/48 | 2/2 | 0/0 | 54/24 | 20/2/0 | 4:22 [88%] | 68.7 |

## C — Offensive Takedowns — Ian Machado Garry

Opp TD allwd/f = opponent career takedowns absorbed ÷ UFC fights. Opp Career TDD% = 1 – (TD landed on them / TD attempted on them).

| Date | Opponent | R | Res | TD A/L | Opp TD allwd/f | CTRL | Sub | Rev | Opp Career TDD% |
|---|---|---|---|---|---|---|---|---|---|
| Aug 15, 2026 | Islam Makhachev | — | L | 0/0 | 0.11 | 0:34 | 0 | 0 | 91.3% |
| Nov 22, 2025 | Belal Muhammad | — | W | 2/0 | 0.23 | 0:39 | 0 | 0 | 90.6% |
| Apr 26, 2025 | Carlos Prates | — | W | 19/4 | 1.00 | 3:09 | 0 | 0 | 79.5% |
| Dec 07, 2024 | Shavkat Rakhmonov | — | L | 2/1 | 0.14 | 2:32 | 2 | 0 | 85.7% |
| Jun 29, 2024 | Michael Page | — | W | 5/2 | 1.33 | 7:29 | 2 | 0 | 63.6% |
| Feb 17, 2024 | Geoff Neal | — | W | 0/0 | 0.21 | 0:12 | 0 | 0 | 89.7% |
| Aug 19, 2023 | Neil Magny | — | W | 2/2 | 1.34 | 2:32 | 0 | 0 | 55.7% |
| May 13, 2023 | Daniel Rodriguez | — | W | 0/0 | 1.20 | 0:10 | 0 | 0 | 64.0% |
| Mar 04, 2023 | Song Kenan | — | W | 0/0 | 0.82 | 0:05 | 0 | 0 | 73.5% |
| Jul 02, 2022 | Gabe Green | — | W | 2/1 | 1.33 | 0:46 | 0 | 0 | 50.0% |
| Apr 09, 2022 | Darian Weeks | — | W | 0/0 | 0.00 | 0:39 | 0 | 0 | 100.0% |
| Nov 06, 2021 | Jordan Williams | — | W | 0/0 | 0.67 | 0:37 | 0 | 0 | 80.0% |

**Above-expected TD (C) — Ian Machado Garry**

Landed ≥1 TD vs historically strong career TDD (≥70%): Carlos Prates (Apr 26, 2025) TD 4/19 vs career TDD 79.5%; Shavkat Rakhmonov (Dec 07, 2024) TD 1/2 vs career TDD 85.7%.

## D — Defensive Grappling — Ian Machado Garry

TD ag = takedown attempts/landed against subject. CTRL ag = opponent control. Fight TDD% = stuff rate in that fight; Opp TD Acc = opponent career offensive TD accuracy. Teal wash = opponent landed ≥1 TD despite subject's strong career TDD.

| Date | Opponent | R | Res | TD ag A/L | CTRL ag | Sub ag | Rev ag | Fight TDD% | Opp TD Acc | Opp TD/f |
|---|---|---|---|---|---|---|---|---|---|---|
| Aug 15, 2026 | Islam Makhachev | — | L | 15/7 | 12:30 | 0 | 0 | 53.3% | — | 2.53 |
| Nov 22, 2025 | Belal Muhammad | — | W | 7/0 | 3:35 | 0 | 0 | 100.0% | — | 2.09 |
| Apr 26, 2025 | Carlos Prates | — | W | 0/0 | 1:46 | 0 | 0 | — | — | 0.12 |
| Dec 07, 2024 | Shavkat Rakhmonov | — | L | 10/2 | 11:41 | 0 | 1 | 80.0% | — | 1.00 |
| Jun 29, 2024 | Michael Page | — | W | 0/0 | 1:52 | 0 | 0 | — | — | 0.00 |
| Feb 17, 2024 | Geoff Neal | — | W | 0/0 | 3:45 | 0 | 0 | — | — | 0.36 |
| Aug 19, 2023 | Neil Magny | — | W | 2/0 | 1:10 | 0 | 0 | 100.0% | — | 1.68 |
| May 13, 2023 | Daniel Rodriguez | — | W | 0/0 | 0:00 | 0 | 0 | — | — | 0.13 |
| Mar 04, 2023 | Song Kenan | — | W | 3/2 | 0:44 | 0 | 0 | 33.3% | — | 0.27 |
| Jul 02, 2022 | Gabe Green | — | W | 4/1 | 2:17 | 0 | 0 | 75.0% | — | 0.50 |

| Date | Opponent | R | Res | TD ag A/L | CTRL ag | Sub ag | Rev ag | Fight TDD% | Opp TD Acc | Opp TD/f |
|---|---|---|---|---|---|---|---|---|---|---|
| Apr 09, 2022 | Darian Weeks | — | W | 3/1 | 2:52 | 0 | 0 | 66.7% | — | 2.00 |
| Nov 06, 2021 | Jordan Williams | — | W | 1/0 | 0:47 | 0 | 0 | 100.0% | — | 0.33 |

# Yaroslav Amosov — A/B/C/D Fight Tables

Locked next-build tables. **A/B** = every UFC round × opponent (most recent first); sig by **distance / clinch / ground only** (no head/body/leg). Striking time = mm:ss [% of round clock] (clock – CTRL). Stand/15* = projected sig pace if stand-up lasted a full 15 min on striking-time basis. **C/D** = fight-level grappling. C/D styles: **bold gold wash** = ≥1 TD attempt; muted = 0 attempts; **teal wash** = landed ≥1 TD vs historically strong career TDD (≥70%). Diff = subject sig landed – absorbed.

## A — Offensive Significant Strikes — Yaroslav Amosov

SS T/L = thrown/landed. Dist/Clin/Gnd = sig landed/thrown by position. Tot D/C/G uses UFCStats position splits (all distance strikes are significant).

| Date | Opponent | R | WC | SS T/L | Diff | KD | Dist | Clin | Gnd | Tot T/L | Tot D/C/G | StrTime [%clk] | Stand/15 * |
|---|---|---|---|---|---|---|---|---|---|---|---|---|---|
| May 09, 2026 | Joel Alvarez | 1 | Welterweigh t Bout | 17/10 | 8 | 0 | 3/9 | 5/6 | 2/2 | 23/16 | 3/5/2 | 1:17 [26%] | 35.1 |
| May 09, 2026 | Joel Alvarez | 2 | Welterweigh t Bout | 11/6 | 0 | 0 | 6/11 | 0/0 | 0/0 | 11/6 | 6/0/0 | 1:04 [88%] | 84.4 |
| Dec 13, 2025 | Neil Magny | 1 | Welterweigh t Bout | 19/9 | 4 | 0 | 8/17 | 0/0 | 1/2 | 27/13 | 8/0/1 | 1:18 [40%] | 92.3 |

## B — Defensive Significant Strikes — Yaroslav Amosov

Absorbed mirror. Abs T/L = opponent thrown/landed on subject. KD↓ = knockdowns absorbed. Abs/15 = distance sig absorbed per 15 min of striking time.

| Date | Opponent | R | WC | Abs T/L | Diff | KD↓ | Dist | Clin | Gnd | Tot Abs | Tot D/C/G | StrTime [%clk] | Abs/15* |
|---|---|---|---|---|---|---|---|---|---|---|---|---|---|
| May 09, 2026 | Joel Alvarez | 1 | Welterweigh t Bout | 6/2 | 8 | 0 | 2/6 | 0/0 | 0/0 | 7/3 | 2/0/0 | 1:17 [26%] | 23.4 |
| May 09, 2026 | Joel Alvarez | 2 | Welterweigh t Bout | 16/6 | 0 | 0 | 6/16 | 0/0 | 0/0 | 16/6 | 6/0/0 | 1:04 [88%] | 84.4 |
| Dec 13, 2025 | Neil Magny | 1 | Welterweigh t Bout | 11/5 | 4 | 0 | 5/11 | 0/0 | 0/0 | 24/15 | 5/0/0 | 1:18 [40%] | 57.7 |

## C — Offensive Takedowns — Yaroslav Amosov

Opp TD allwd/f = opponent career takedowns absorbed ÷ UFC fights. Opp Career TDD% = 1 – (TD landed on them / TD attempted on them).

| Date | Opponent | R | Res | TD A/L | Opp TD allwd/f | CTRL | Sub | Rev | Opp Career TDD% |
|---|---|---|---|---|---|---|---|---|---|
| May 09, 2026 | Joel Alvarez | — | W | 11/6 | 1.25 | 3:52 | 1 | 0 | 48.3% |
| Dec 13, 2025 | Neil Magny | — | W | 2/1 | 1.34 | 1:56 | 1 | 0 | 55.7% |

## D — Defensive Grappling — Yaroslav Amosov

TD ag = takedown attempts/landed against subject. CTRL ag = opponent control. Fight TDD% = stuff rate in that fight; Opp TD Acc = opponent career offensive TD accuracy. Teal wash = opponent landed ≥1 TD despite subject's strong career TDD.

| Date | Opponent | R | Res | TD ag A/L | CTRL ag | Sub ag | Rev ag | Fight TDD% | Opp TD Acc | Opp TD/f |
|---|---|---|---|---|---|---|---|---|---|---|
| May 09, 2026 | Joel Alvarez | — | W | 0/0 | 0:00 | 0 | 0 | — | — | 0.08 |
| Dec 13, 2025 | Neil Magny | — | W | 0/0 | 0:00 | 0 | 0 | — | — | 1.68 |

# Thanks for Reading — Next Steps

## Continue with FightingStats

- Bets, predictions & tape breakdowns → patreon.com/FightingStats
- Generate your own interactive matchups → fightingstats.com
- Public records & results → fightingstats.com/results

## Bankroll Tracker Results

Pulled at build from **bankroll-10232026** (year sheets + all-time rollup). Figures are not hardcoded in the template.

| Period | W-L | Profit | Units | ROI |
|---|---|---|---|---|
| 2024 | 386-648 | $61,106 | +122.2u | 14.7% |
| 2025 | 716-989 | $183,271 | +366.5u | 25.6% |
| 2026 YTD | 807-888 | $48,812 | +122.5u | 7.8% |
| All-time since 2024 | 1909-2525 | $293,189 | +611.2u | 16.7% |
| 2026 Live Betting | 272-197 | $31,001 | +65.9u | 13.8% |

## Follow FightingStats & Art

@FightingStatsCom · @fightingstats · @FightingStatsCo · @fightingstatsco · Art on X: @MrElectricute · Site: fightingstats.com · Patreon

## About the Author — Art C



Art C is a professional sports bettor with **20+ years** of experience, specializing in **UFC / MMA**. He spends **20+ hours per week** on stats and tape study. Tape breakdowns live on Patreon; the analysis drives the results shown above.

@MrElectricute · Patreon · fightingstats.com