FIGHTING STATS

Customer Matchup Package

Marco Tulio vs **JunYong Park**

UFC Fight Night — Middleweight

Prelims

UFC Fight Night: Adesanya vs Magomedov · Dec 5, 2026

Inside this report

Matchup Brief — Marco Tulio vs JunYong Park
Scouting Report — Marco Tulio
Scouting Report — JunYong Park
Matchup Board A — Tulio OFFENSE vs Park DEFENSE
Matchup Board B — Tulio DEFENSE vs Park OFFENSE
Tale of the Tape
Career Striking Breakdown (multi-column)
Grappling Breakdown & Matchup Implications
Park Leg Output vs Tulio Leg Absorption
Park Leg Offense — Round × Opponent
Tulio Leg Defense — Absorbed (Round × Opponent)
Tulio Leg Offense — Round × Opponent
Park Leg Defense — Absorbed (Round × Opponent)
Opponent Career Historical Avg — Leg Sig Absorbed
Middleweight Division Context
Marco Tulio — A/B/C/D Fight Tables
JunYong Park — A/B/C/D Fight Tables
Results & About FightingStats

Data as of 2026-11-19 · UFC career statistics

JOIN FOR FREE

This FightingStats report is available for FREE at Patreon.com/FightingStats for a limited time

JOIN FOR FREE

https://www.patreon.com/FightingStats

Build your own custom matchups at fightingstats.com (interactive matchups)

Public results: fightingstats.com/results

All-time since 2024: up +611.2 units at 16.7% ROI

Follow Fighting Stats

YT @FightingStatsCom IG @fightingstats X @FightingStatsCo TT @fightingstatsco

MATCHUP BRIEF — Tulio vs Park

Matchup Brief — Marco Tulio vs JunYong Park

Fighting Stats Dashboard stats updated: 2026-11-16 pull (UFC Stats commit 96adace8, 2026-11-15 data refresh; UFC Stats data through UFC 334: Gane vs. Hokit, Nov 14, 2026) **Research as-of:** 2026-11-19 **Bout:** Middleweight — **Marco Tulio (Blue)** vs **JunYong Park (Red)** — UFC Fight Night: Adesanya vs. Magomedov (Prelims), Sat Dec 5, 2026, The Venue, Riyadh, Saudi Arabia (UFC.com venue name; Tapology, Sherdog and Wikipedia list ANB Arena)

1. Quick Tape

Marco Tulio (Blue)		JunYong Park (Red)
14-3-0 (UFC **2-2**)	**Record**	**19-7-0** (UFC **9-4**)
32 on fight night (DOB Jun 13, 1994)	**Age**	**35** on fight night (DOB Feb 27, 1991)
6' 0" / 74"	**Height / Reach**	5' 10" / 73"
Orthodox	**Stance**	Orthodox
Chute Boxe	**Gym**	Korean Top Team
Unranked (MW)	**Ranking**	Unranked (MW)
L2	**Streak**	L1
Roman Kopylov — Decision (Unanimous) L (May 9, 2026)	**Last fight**	Ikram Aliskerov — Decision (Unanimous) L (Oct 25, 2025)
Pro: 10 KO / 1 SUB / 3 DEC	**Win methods**	Pro: 5 KO / 6 SUB / 8 DEC
Yes (2 KO/TKO, 0 SUB, 1 DEC losses)	**Finished before?**	Yes (1 KO/TKO, 2 SUB, 4 DEC losses)
~6.9 months (210 days)	**Layoff into this bout**	**~13.3 months** (406 days)
Middleweight	**Weight history**	Middleweight

2. Statistical Edges (UFC — UFC Stats)

Middleweight division averages from UFC Stats (n=366 with metrics).

Tulio (4, 34.7 min)	Metric	Park (13, 159.8 min)	Edge
7.07 (pctl 99)	**SLpM**	4.64 (pctl 87)	Tulio
3.09 (pctl 54)	**SApM**	3.82 (pctl 30)	Tulio
54.9% (pctl 82)	**Str Acc**	51.6% (pctl 72)	Tulio
56.3% (pctl 66)	**Str Def**	51.4% (pctl 45)	Tulio
40.0% (pctl 48)	**TD Acc**	42.9% (pctl 54)	Park
0.0% (pctl 0)	**TD Def**	54.5% (pctl 42)	Park
1:36 (pctl 29)	**CTRL /15**	4:29 (pctl 73)	Park
1:40 (pctl 73)	**CTRL against /15**	3:06 (pctl 51)	Tulio
1.30 (pctl 94)	**KD rate /15**	0.09 (pctl 46)	Tulio

Tulio (4, 34.7 min)	Metric	Park (13, 159.8 min)	Edge
1.73 (pctl 8)	**KD absorbed /15**	0.00 (pctl 69)	Park
0.87 (2/5)	**TD Avg /15**	1.69 (18/42)	Park
0.00	**Sub Avg /15**	0.84	Park
Distance 89.4% / Clinch 4.1% / Ground 6.5%	**Position share (sig landed)**	Distance 83.6% / Clinch 7.0% / Ground 9.4%	—

3. Style Clash (sourced, how they normally win)

Tulio path (how he has been winning): Ten KO wins with seven first-round finishes; in the UFC he stopped Potieria and Gore before back-to-back losses to Duncan (KO) and Kopylov (UD).

Park path (how he has been winning): Pressure, volume and top control: 9-4 in the UFC, with all nine wins by decision (six) or rear-naked choke (three).

Central tension: Tulio's striking power against Park's pressure, grappling and 13 UFC fights of experience.

Physicals + stance: Tulio 6'0", 74" reach (UFC Stats; UFC.com 74.5"); Park 5'10", 73" reach (UFC Stats). Both orthodox.

Shared opponents / links: Tulio's DWCS 2024 TKO came against Matthieu Letho Duclos, who also fights on this card (vs. Modestino Rodrigues).

4. Optimal Matchup Path (keys — not picks)

For Tulio (Blue)

- Keep range and land power early; Park has been stopped by strikes once in the UFC (Rodrigues).
- Defend the clinch and takedowns; Tulio has landed two UFC takedowns and has not stopped one.

For Park (Red)

- Close distance and control on the mat to cut Tulio's striking output.
- Win rounds on control if the striking is close, as in the Tavares and Naurdiev decisions.

Expectation-break watch: Park's ring rust after 13 months and an injury withdrawal; Tulio's durability after two knockdown-heavy losses.

5. Last Five Fights (dates + time between)

Tulio — last 5

#	Date	Opponent	Result	Method	Time since prior
1	**May 9, 2026**	Roman Kopylov (UFC 328 - Chimaev vs. Strickland)	L	Decision (Unanimous)	**182 days** after Duncan
2	**Nov 8, 2025**	Christian Leroy Duncan (UFC Fight Night 264 - Bonfim vs. Brown)	L	KO (Spinning Backfist and Punches) R2	**210 days** after Gore
3	**Apr 12, 2025**	Tresean Gore (UFC 314 - Volkanovski vs. Lopes)	W	TKO (Punch) R2	**91 days** after Potieria
4	**Jan 11, 2025**	Ihor Potieria (UFC Fight Night 249 - Dern vs. Ribas 2)	W	TKO (Punches) R1	**137 days** after Duclos
5	**Aug 27, 2024**	Matthieu Letho Duclos (Dana White's Contender Series - Contender Series 2024: Week 3)	W	TKO (Spinning Back Kick and Punches) R2	**213 days** after Santos

Into UFC Fight Night: Adesanya vs. Magomedov (Dec 5, 2026): 210 days (~6.9 months) since Kopylov.

Park — last 5

#	Date	Opponent	Result	Method	Time since prior
1	**Oct 25, 2025**	Ikram Aliskerov (UFC 321 - Aspinall vs. Gane)	L	Decision (Unanimous)	**126 days** after Naurdiev
2	**Jun 21, 2025**	Ismail Naurdiev (UFC on ABC 8 - Hill vs. Rountree)	W	Decision (Unanimous)	**252 days** after Tavares
3	**Oct 12, 2024**	Brad Tavares (UFC Fight Night 244 - Royval vs. Taira)	W	Decision (Split)	**308 days** after Muniz
4	**Dec 9, 2023**	Andre Muniz (UFC Fight Night 233 - Song vs. Gutierrez)	L	Decision (Split)	**147 days** after Duraev
5	**Jul 15, 2023**	Albert Duraev (UFC on ESPN 49 - Holm vs. Bueno Silva)	W	Submission (Rear-Naked Choke) R2	**161 days** after Tiuliulin

Into UFC Fight Night: Adesanya vs. Magomedov (Dec 5, 2026): 406 days (~13.3 months) since Aliskerov.

6. Betting Snapshot

Disclaimer: Informational only. **Not betting advice.** As-of **2026-11-19**.

Source	Tulio	Park
UFC.com	no odds listed	no odds listed
Tapology community picks	67%	33%

7. Social Handles

Fighter	Instagram	X / Other	Notes
Marco Tulio	@marcotulio_matuto	@marcotulio_mma, marcotulio.silvacosta	Linked from the UFC.com athlete page
JunYong Park	@ninja_turtle1991	—	Linked from the UFC.com athlete page

No invented posts.

8. Sources

- Full reports: `marco-tulio-scouting-report-2026-11-19.md`, `junyong-park-scouting-report-2026-11-19.md`
- UFC Stats (UFC Stats scrape): 2026-11-16 pull (UFC Stats commit 96adace8, 2026-11-15 data refresh; UFC Stats data through UFC 334: Gane vs. Hokit, Nov 14, 2026)
- UFC.com event page (https://www.ufc.com/event/ufc-fight-night-december-05-2026) and athlete pages; Sherdog fighter records; Tapology event page; Wikipedia
- https://en.wikipedia.org/wiki/Jun_Yong_Park
- Wikipedia event page (https://en.wikipedia.org/wiki/UFC_Fight_Night:_Adesanya_vs._Magomedov), checked 2026-11-19
- UFC.com event page (https://www.ufc.com/event/ufc-fight-night-december-05-2026), checked 2026-11-19 — no odds listed for this bout
- Tapology event page (https://www.tapology.com/fightcenter/events/148816-ufc-fight-night), checked 2026-11-19 — community picks, heights/reach

Fighting Stats. Compact matchup package. As-of 2026-11-19.

SCOUTING REPORT — Marco Tulio (Blue)

Marco Tulio — Professional Scouting Report

Fighting Stats As-of: 2026-11-19 **Dashboard stats updated:** 2026-11-16 pull (UFC Stats commit 96adace8, 2026-11-15 data refresh; UFC Stats data through UFC 334: Gane vs. Hokit, Nov 14, 2026) **Slug:** `marco-tulio`

Fighter Header / Tombstone

Field	Detail
Full Name	Marco Tulio
Nickname	Matuto
Weight Class & Ranking	Middleweight — unranked (no ranking shown on the UFC.com event page)
Record	**14-3-0** (Sherdog); **UFC 2-2-0** (UFC Stats)
DOB / Age	Jun 13, 1994 / **32** (as of 2026-11-19; **32** on fight night Dec 5, 2026)
Birthplace	Uberlândia, Minas Gerais, Brazil (UFC.com hometown)
Fights Out Of	Brazil; trains at Chute Boxe (UFC.com)
Gym	Chute Boxe (UFC.com); Sherdog lists Chute Boxe Diego Lima
Height / Reach	6' 0" / 74"
Stance	Orthodox (UFC Stats TOTT)
UFC	UFC
UFC Stats	UFC Stats
Sherdog	Sherdog

1. Early Life and Athletic Background

UFC.com's Q&A says he started karate at about six, then took up taekwondo at ten for about three years to lose weight, as he was a very overweight child. He lists Minas Gerais Muay Thai and São Paulo and Minas Gerais jiu-jitsu titles and two amateur Muay Thai fights (UFC.com). Date of birth differs by source: UFC Stats lists Jun 13, 1994; Sherdog lists Aug 30, 1994.

Sources: UFC.com athlete page; UFC Stats; Sherdog

2. Training Gym, Coaches, and Training Partners

- **Chute Boxe** is his team on UFC.com (Sherdog: Chute Boxe Diego Lima).
- UFC.com lists his fighting style as **Striker**: 10 KO wins and one submission (RNC); seven first-round finishes.

Sources: UFC.com athlete page; Sherdog

2B. Social Media Deep Dive

Platform	Handle / URL	Status (as of 2026-11-19)
Instagram	@marcotulio_matuto	Linked from the UFC.com athlete page
X	@marcotulio_mma	Linked from the UFC.com athlete page
Facebook	marcotulio.silvacosta	Linked from the UFC.com athlete page

Posts that matter (sourced, not invented captions):

- No public injury, camp-change or withdrawal posts located for this fight week as of 2026-11-19.

3. Injury History and Medical Information

Documented items:

- No public injury withdrawals located (UFC.com; Sherdog).
- **Damage taken:** knocked out by a spinning backfist vs. Christian Leroy Duncan (Nov 2025), then knocked down three times by Roman Kopylov (May 2026) per UFC Stats.
- **Longest gap between pro bouts: 1015 days** (Sep 29, 2018 → Jul 10, 2021) (Sherdog dates).
- **Knockdowns absorbed in the UFC:** UFC Stats credits opponents with **4** knockdowns against Tulio in 4 UFC fights.
- **Into UFC Fight Night: Adesanya vs. Magomedov (Dec 5, 2026): 210 days** since the last bout (May 9, 2026). Active on UFC.com and booked; no public injury disclosure for this camp located beyond the items above.

No medical clearance claim beyond public activity and the confirmed booking.

Sources: UFC Stats; UFC.com athlete page; Sherdog

---

4. Professional Fight Promotions and Career Trajectory

Turned pro in June 2017 in Minas Gerais and started 4-1; his only regional loss was a second-round KO by Alexandre Silva at SFT 5 (Sep 2018). After nearly three years out he returned in July 2021 and won eight straight before the UFC: regional Brazilian cards, Future MMA and LFA 151, a unanimous decision over Yousri Belgaroui on Dana White's Contender Series Season 7 (Aug 2023), a KO of Cemey dos Santos at LFA 175, and a second-round TKO (spinning back kick and punches) of Matthieu Letho Duclos on Contender Series Season 8 (Aug 27, 2024). In the UFC he stopped Ihor Potieria (R1) and Tresean Gore (R2, out-landing him 127-17) to stretch the run to ten, then lost by spinning-backfist KO to Christian Leroy Duncan, and a unanimous decision to Roman Kopylov at UFC 328 (Sherdog; UFC.com; UFC Stats).

Sources: Sherdog; UFC.com athlete page; UFC Stats

---

5. Professional Record and Method Breakdown

Method pies — counts (overall pro — Sherdog)

Wins (14): KO/TKO **10** (71%) · Submission **1** (7%) · Decision **3** (21%) **Losses (3):** KO/TKO **2** (67%) · Submission **0** · Decision **1** (33%)

UFC wins (2 — UFC Stats): KO/TKO **2 UFC losses (2):** KO/TKO **1** · Decision **1**

Finish subtype pies (UFC-only — UFC Stats METHOD+DETAILS)

UFC KO/TKO wins: Punches (Distance) **1** · Punches (Ground / GnP) **1 UFC SUB wins:** none **UFC finishing losses:** Christian Leroy Duncan (KO/TKO, Punch to Head At Distance)

Pro win finishes (Sherdog): KO/TKO — Punch **1**, Punches **7**, Spinning Back Kick and Punches **1**, unspecified **1** · Submission — Rear-Naked Choke **1**

Complete professional record (Sherdog; UFC rows cross-checked to UFC Stats)

Date	Opponent	Result	Method	R	Event	Opp. UFC rec (at fight)
2026-05-09	Roman Kopylov	**L**	Decision (Unanimous)	3	UFC 328 - Chimaev vs. Strickland	6-5-0
2025-11-08	Christian Leroy Duncan	**L**	KO (Spinning Backfist and Punches)	2	UFC Fight Night 264 - Bonfim vs. Brown	5-2-0
2025-04-12	Tresean Gore	**W**	TKO (Punch)	2	UFC 314 - Volkanovski vs. Lopes	2-2-0
2025-01-11	Ihor Potieria	**W**	TKO (Punches)	1	UFC Fight Night 249 - Dern vs. Ribas 2	2-5-0
2024-08-27	Matthieu Letho Duclos	**W**	TKO (Spinning Back Kick and Punches)	2	Dana White's Contender Series - Contender Series 2024: Week 3	—
2024-01-27	Cemey dos Santos	**W**	KO (Punches)	2	LFA 175 - Lopes vs. Brigagao	—

Date	Opponent	Result	Method	R	Event	Opp. UFC rec (at fight)
2023-08-29	Yousri Belgaroui	**W**	Decision (Unanimous)	3	Dana White's Contender Series - Contender Series 2023: Week 4	—
2023-01-28	Welldon Silva de Oliveira	**W**	TKO (Punches)	1	LFA 151 - Delano vs. Santos	—
2022-11-18	Pedro Oliveira	**W**	Decision (Unanimous)	3	Future MMA - Road to Future 4	—
2022-08-20	Carlos Alberto Silva	**W**	TKO (Punches)	1	PC - Presas Combat	—
2022-01-30	Glaico Franca	**W**	TKO (Punches)	2	FMS 1 - Fight Music Show 1: Whindersson vs. Popo	—
2021-07-10	Uaslen Oliveira	**W**	Decision (Unanimous)	3	IF 6 - Imperio Fight 6	—
2018-09-29	Alexandre Silva	**L**	KO (Punch)	2	SFT 5 - Ottoni vs. Souza	—
2018-08-11	Helvecio Bessa Jr.	**W**	TKO (Punches)	1	SC - Spartacus Combate 3	—
2017-12-02	Alex de Paula	**W**	TKO (Punches)	1	FMMAMG - Federacao Fight 6	—
2017-09-16	Tulio Marcus Viana	**W**	Submission (Rear-Naked Choke)	1	FMMAMG - Federacao Fight 5	—
2017-06-10	Ernandis Oliveira Costa	**W**	KO	1	UDI Combat - UDI Combat 1	—

Record notes: UFC.com, Sherdog and Tapology agree on **14-3**. Date of birth: UFC Stats Jun 13, 1994 vs. Sherdog Aug 30, 1994 (Tapology's age is consistent with Aug 30). Height: UFC Stats and Tapology 6'0"; UFC.com 72".

Finish Subtype Trends — Marco Tulio

UFC-only subtypes parsed from UFC Stats METHOD + DETAILS (no invention). **Full pro (Research)** subtypes appear only where the scouting report already states them. Coverage differs for pre-UFC bouts — labels mark the source.

UFC-only win finishes (METHOD + DETAILS)

KO/TKO wins: **2** · Submission wins: **0**

KO/TKO subtypes

Subtype	Wins	Share
Punches (Distance)	1	50.0%
Punches (Ground / GnP)	1	50.0%

Submission subtypes

Subtype	Wins	Share
— none in sample —	0	—

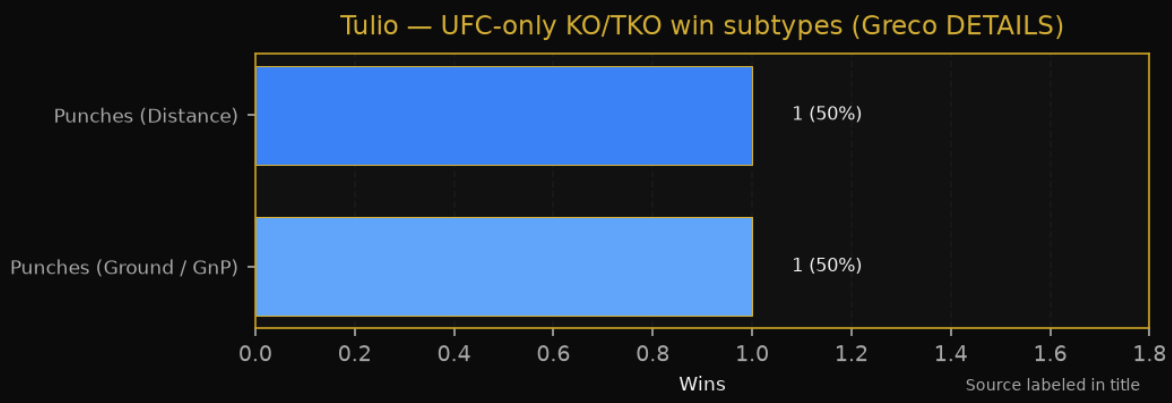

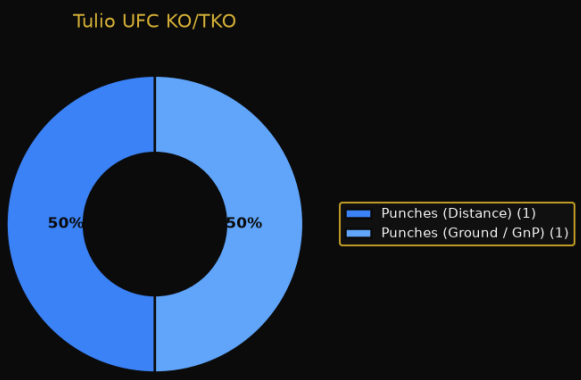

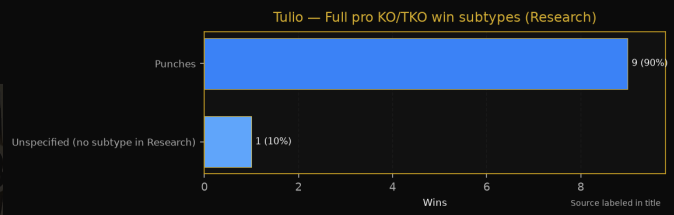

Full pro win finishes (Research Markdown)

KO/TKO wins (Research subtypes): **10** · Submission wins: **1** — includes pre-UFC.

Family	Subtype	Wins	Share	Source
KO/TKO	Punches	9	90.0%	Research
KO/TKO	Unspecified (no subtype in Research)	1	10.0%	Research
Submission	Rear Naked Choke	1	100.0%	Research



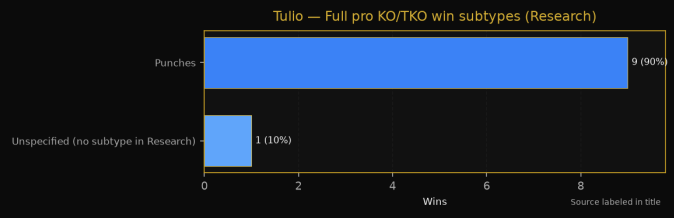

Trend reads

- UFC-only KO/TKO wins (2): top subtype Punches (Distance) (1/2, 50.0%).
- UFC-only: no submission wins on record.
- UFC finishing losses: Punches (Distance) x1 (KO/TKO).
- Full pro (Research) win finish subtypes -- KO/TKO Punches x9, Unspecified (no subtype in Research) x1; SUB Rear Naked Choke x1 (includes pre-UFC; Research method strings).

UFC finishing losses (for context)

- KO/TKO — Punches (Distance) ×1

MARCO TULIO — FIGHT NARRATIVES (UFC)

Round stats from UFC Stats; official results from UFC Stats / Sherdog. All UFC fights shown.

vs Roman Kopylov (May 9, 2026) — L UD (28-29, 28-29, 28-29) — UFC 328: Chimaev vs. Strickland (Middleweight)

- **Context:** Tulio landed 62 significant strikes to Kopylov's 61 but was knocked down three times; scores 29-28 x3 for Kopylov (UFC Stats).
- **R1: 22/61** significant strikes vs Kopylov's 15/39.
- **R2: 26/57** significant strikes vs Kopylov's 22/44, knocked down **1**×, controlled for 0:45.
- **R3: 14/42** significant strikes vs Kopylov's 24/41, knocked down **2**×, Kopylov 1/1 takedowns, controlled for 1:49.
- **Fight:** 62/160 significant strikes vs 61/124; takedowns 0/0 vs 1/1; control 0:00 vs 2:34; knockdowns 0–3.
- **Tape signal:** Lost the decision despite out-landing kopylov 62-61.

vs Christian Leroy Duncan (Nov 8, 2025) — L KO/TKO R2 3:20 (Punch to Head At Distance) — UFC Fight Night: Bonfim vs. Brown (Middleweight)

- **R1: 8/17** significant strikes vs Duncan's 8/18, 2/4 takedowns, Duncan 1/1 takedowns, **2:31** of control, controlled for 1:01.
- **R2: 19/40** significant strikes vs Duncan's 15/28, knocked down **1**×, 0/1 takedowns.
- **Fight:** 27/57 significant strikes vs 23/46; takedowns 2/5 vs 1/1; control 2:33 vs 1:10; knockdowns 0–1.

vs Tresean Gore (Apr 12, 2025) — W KO/TKO R2 3:16 (Punch to Head At Distance) — UFC 314: Volkanovski vs. Lopes (Middleweight)

- **Context:** Two knockdowns; 127-17 in significant strikes (UFC Stats).
- **R1: 77/110** significant strikes vs Gore's 13/39, **1** knockdown scored, **0:16** of control.
- **R2: 50/65** significant strikes vs Gore's 4/21, **1** knockdown scored, **0:27** of control.
- **Fight:** 127/175 significant strikes vs 17/60; takedowns 0/0 vs 0/0; control 0:43 vs 0:06; knockdowns 2–0.

vs Ihor Potieria (Jan 11, 2025) — W KO/TKO R1 3:04 (Punches to Head On Ground) — UFC Fight Night: Dern vs. Ribas 2 (Middleweight)

- **R1: 29/54** significant strikes vs Potieria's 6/15, **1** knockdown scored, **0:26** of control.
- **Fight:** 29/54 significant strikes vs 6/15; takedowns 0/0 vs 0/0; control 0:26 vs 0:00; knockdowns 1–0.

Cardio / round trends (UFC Stats, 4 UFC fights): significant strikes landed per round R1 34.0 → R2 31.7 → R3 14.0; absorbed R1 10.5 → R2 13.7 → R3 24.0; control per round R1 0:48 → R2 0:10 → R3 0:00. Rounds sampled — R1: 4, R2: 3, R3: 1.

UFC Stats — Condensed Identity

Field	Value
Nickname (UFC Stats)	Matuto
DOB (age as of 2026-11-19)	Jun 13, 1994 (**32**)
Height / Weight / Reach	6' 0" / 185 lbs. / 74"
Stance	Orthodox
UFC record	**2-2-0** (4 timed fights, 34.7 min)

Career rates vs Middleweight division (UFC Stats + division averages, n=366)

Metric	Tulio	Div avg		Read
SLpM	**7.07**	2.99	+4.08	Above div avg (pctl 99)
SApM	**3.09**	3.38	–0.29	Near div avg (pctl 54)
SS Acc	**54.9%**	46.0%	+8.9	Above div avg (pctl 82)
SS Def	**56.3%**	51.6%	+4.7	Near div avg (pctl 66)

Metric	Tulio	Div avg		Read
TD Acc	**40.0%**	41.6%	–1.6	Near div avg (pctl 48)
TDD	**0.0%**	56.3%	–56.3	Below div avg (pctl 0)
CTRL /15	**1:36**	3:16	–1:40	Below div avg (pctl 29)
CTRL against /15	**1:40**	3:36	–1:57	Above div avg (pctl 73)
KD rate /15	**1.30**	0.40	+0.90	Above div avg (pctl 94)
KD absorbed /15	**1.73**	0.58	+1.15	Below div avg (pctl 8)
TD Avg /15	**0.87** (2/5)	—	—	Takedown volume
Sub Avg /15	**0.00** (0 attempts)	—	—	Submission attempts

Striking mix: Head **55.1%** / Body 26.9% / Leg 18.0% of significant strikes landed · Distance 89.4% / Clinch 4.1% / Ground 6.5%. Absorbed mix: Head 64.5% / Body 17.8% / Leg 17.8% · Distance 83.2% / Clinch 4.7% / Ground 12.1%.

6. Fighting Style, Strengths, and How They Win

- **Volume striker:** 7.06 significant strikes landed per minute in the UFC (245 in 34.7 minutes, UFC Stats).
- **Knockout finisher:** three UFC knockdowns and 10 career KOs (UFC Stats; UFC.com).
- **Not a wrestler:** two takedowns landed in the UFC, and he stopped neither of the two takedowns tried on him (UFC Stats).

Sources: UFC Stats; UFC.com athlete page

Expectation Breaks

- He out-landed Kopylov 62-61 but lost all three scorecards after three knockdowns (UFC Stats).
- A ten-fight win streak ended with back-to-back UFC losses (UFC.com).

7. Community / Expert Predictions and Sentiment

Label: opinion / media narrative — not facts about fight outcome.

- **Picks:** Tapology community picks favour Tulio 67% to 33% (event page, Nov 19).
- No odds listed on UFC.com for this bout (checked Nov 19).

No anonymous forum picks are included beyond sourced public pages.

8. Key Sources and References

- UFC.com athlete page — https://www.ufc.com/athlete/marco-tulio
- Sherdog fighter record — https://www.sherdog.com/fighter/Marco-Tulio-263543
- Wikipedia event page (https://en.wikipedia.org/wiki/UFC_Fight_Night:_Adesanya_vs._Magomedov), checked 2026-11-19
- UFC.com event page (https://www.ufc.com/event/ufc-fight-night-december-05-2026), checked 2026-11-19 — no odds listed for this bout
- Tapology event page (https://www.tapology.com/fightcenter/events/148816-ufc-fight-night), checked 2026-11-19 — community picks, heights/reach
- UFC Stats (UFC Stats scrape) — 2026-11-16 pull (UFC Stats commit 96adace8, 2026-11-15 data refresh; UFC Stats data through UFC 334: Gane vs. Hokit, Nov 14, 2026)

Fighting Stats. As-of 2026-11-19. Opinions labeled in §7.

SCOUTING REPORT — JunYong Park (Red)

JunYong Park — Professional Scouting Report

Fighting Stats As-of: 2026-11-19 **Dashboard stats updated:** 2026-11-16 pull (UFC Stats commit 96adace8, 2026-11-15 data refresh; UFC Stats data through UFC 334: Gane vs. Hokit, Nov 14, 2026) **Slug:** `junyong-park`

Fighter Header / Tombstone

Field	Detail
Full Name	Park Jun-yong (Wikipedia); billed as JunYong Park
Nickname	The Iron Turtle
Weight Class & Ranking	Middleweight — unranked (no ranking shown on the UFC.com event page)
Record	**19-7-0** (Sherdog); **UFC 9-4-0** (UFC Stats)
DOB / Age	Feb 27, 1991 / **35** (as of 2026-11-19; **35** on fight night Dec 5, 2026)
Birthplace	Seoul, South Korea (UFC.com hometown)
Fights Out Of	Seoul, South Korea
Gym	Korean Top Team (UFC.com); Sherdog lists World Top Team
Height / Reach	5' 10" / 73"
Stance	Orthodox (UFC Stats TOTT)
UFC	UFC
UFC Stats	UFC Stats
Sherdog	Sherdog

1. Early Life and Athletic Background

Born Feb 27, 1991 (Wikipedia; UFC Stats). UFC.com says he began MMA at 23 with no amateur career, and that he worked as a swimming coach before fighting. His nickname, he told UFC.com, comes from being told he looks like a ninja turtle, wanting to be "as tough as iron", and the Korean ironclad Turtle Ship.

Sources: UFC.com athlete page; Wikipedia (Jun Yong Park); UFC Stats

2. Training Gym, Coaches, and Training Partners

- **Korean Top Team** is his team on UFC.com; Sherdog lists World Top Team.
- UFC.com lists his fighting style as Boxing; six of his wins are submissions (five RNC, one anaconda) and four are KOs (UFC.com).

Sources: UFC.com athlete page; Sherdog

2B. Social Media Deep Dive

Platform	Handle / URL	Status (as of 2026-11-19)
Instagram	@ninja_turtle1991	Linked from the UFC.com athlete page

Posts that matter (sourced, not invented captions):

- No public injury, camp-change or withdrawal posts located for this fight week as of 2026-11-19.

3. Injury History and Medical Information

Documented items:

- **Apr 2026:** withdrew from a bout with Edmen Shahbazyan at UFC Fight Night 272 with an injury (Wikipedia).
- **Jul 2024:** the first Brad Tavares booking was scrapped after weigh-ins when Park was not medically cleared; the fight was rebooked for Oct 2024 (Wikipedia).
- **2020:** removed from a Trevin Giles bout over COVID-19 travel restrictions (Wikipedia).
- **Longest gap between pro bouts: 426 days** (Dec 8, 2013 → Feb 7, 2015) (Sherdog dates).
- **Knockdowns absorbed in the UFC:** UFC Stats credits opponents with **0** knockdowns against Park in 13 UFC fights.
- **Into UFC Fight Night: Adesanya vs. Magomedov (Dec 5, 2026): 406 days** since the last bout (Oct 25, 2025). Active on UFC.com and booked; no public injury disclosure for this camp located beyond the items above.

No medical clearance claim beyond public activity and the confirmed booking.

Sources: Wikipedia (Jun Yong Park); UFC Stats

---

4. Professional Fight Promotions and Career Trajectory

Turned pro in Dec 2013 and, per UFC.com, began 3-3 before going 14-4. Pre-UFC he was 10-3 on Asian and regional cards — Top FC in Korea, Kazakhstan's Battle of Nomads (an RNC loss to Shavkat Rakhmonov in 2016), Pacific Xtreme Combat (anaconda choke of future PFL champion Ray Cooper III) and Hex Fight Series (Wikipedia; Sherdog). In the UFC since Aug 2019 he is 9-4: submitted by Anthony Hernandez on debut; decisions over Marc-André Barriault, John Phillips (a record 258 ground strikes) and Tafon Nchukwi; a KO loss to Gregory Rodrigues (Fight of the Night); a split decision over Eryk Anders that 9 of 11 media scorers gave to Anders; three straight RNC wins (Holmes, Tiuliulin, Duraev); a split-decision loss to André Muniz that 10 of 14 media scorers gave to Park; a split decision over Brad Tavares; a decision over Ismail Naurdiev, who was docked two points for an illegal knee; and a unanimous-decision loss to Ikram Aliskerov at UFC 321 (Wikipedia; UFC Stats).

Sources: Wikipedia (Jun Yong Park); Sherdog; UFC.com athlete page; UFC Stats

---

5. Professional Record and Method Breakdown

Method pies — counts (overall pro — Sherdog)

Wins (19): KO/TKO **5** (26%) · Submission **6** (32%) · Decision **8** (42%) **Losses (7):** KO/TKO **1** (14%) · Submission **2** (29%) · Decision **4** (57%)

UFC wins (9 — UFC Stats): Submission **3** · Decision **6 UFC losses (4):** KO/TKO **1** · Submission **1** · Decision **2**

Finish subtype pies (UFC-only — UFC Stats METHOD+DETAILS)

UFC KO/TKO wins: none **UFC SUB wins:** Rear Naked Choke **3 UFC finishing losses:** Gregory Rodrigues (KO/TKO, Punch to Head In Clinch); Anthony Hernandez (Submission, Anaconda Choke On Ground)

Pro win finishes (Sherdog): KO/TKO — Punches **3**, Retirement **1**, Knee **1** · Submission — Rear-Naked Choke **5**, Anaconda Choke **1**

Complete professional record (Sherdog; UFC rows cross-checked to UFC Stats)

Date	Opponent	Result	Method	R	Event	Opp. UFC rec (at fight)
2025-10-25	Ikram Aliskerov	**L**	Decision (Unanimous)	3	UFC 321 - Aspinall vs. Gane	3-1-0
2025-06-21	Ismail Naurdiev	**W**	Decision (Unanimous)	3	UFC on ABC 8 - Hill vs. Rountree	3-2-0
2024-10-12	Brad Tavares	**W**	Decision (Split)	3	UFC Fight Night 244 - Royval vs. Taira	15-9-0
2023-12-09	Andre Muniz	**L**	Decision (Split)	3	UFC Fight Night 233 - Song vs. Gutierrez	5-2-0
2023-07-15	Albert Duraev	**W**	Submission (Rear-Naked Choke)	2	UFC on ESPN 49 - Holm vs. Bueno Silva	2-1-0
2023-02-04	Denis Tiuliulin	**W**	Technical Submission (Rear-Naked Choke)	1	UFC Fight Night 218 - Lewis vs. Spivak	1-1-0
2022-10-29	Joseph Holmes	**W**	Submission (Rear-Naked Choke)	2	UFC Fight Night 213 - Kattar vs. Allen	1-1-0

Date	Opponent	Result	Method	R	Event	Opp. UFC rec (at fight)
2022-05-21	Eryk Anders	**W**	Decision (Split)	3	UFC Fight Night 206 - Holm vs. Vieira	6-6-0
2021-10-23	Gregory Rodrigues	**L**	KO (Punches)	2	UFC Fight Night 196 - Costa vs. Vettori	1-0-0
2021-05-08	Tafon Nchukwi	**W**	Decision (Majority)	3	UFC on ESPN 24 - Rodriguez vs. Waterson	1-0-0
2020-10-17	John Phillips	**W**	Decision (Unanimous)	3	UFC Fight Night 180 - Ortega vs. Korean Zombie	1-4-0
2019-12-21	Marc-Andre Barriault	**W**	Decision (Unanimous)	3	UFC Fight Night 165 - Edgar vs. Korean Zombie	0-2-0
2019-08-31	Anthony Hernandez	**L**	Submission (Anaconda Choke)	2	UFC Fight Night 157 - Andrade vs. Zhang	0-1-0
2018-12-08	Matvey Ivanenko	**W**	TKO (Punches)	1	Real Fight - Double Impact	—
2018-07-07	Glenn Sparv	**W**	Decision (Unanimous)	3	RFC Way of the Dragon 2 - Taiwan Pro Combat Championship	—
2018-03-23	John Vake	**W**	TKO (Punches)	2	HFS - Hex Fight Series 13	—
2017-12-23	Koji Shikuwa	**W**	TKO (Punches)	3	Heat - Heat 41	—
2017-07-22	Se Yoon Jung	**W**	Submission (Rear-Naked Choke)	1	Top FC 15 - Top Fighting Championship 15	—
2017-03-25	Ray Cooper III	**W**	Submission (Anaconda Choke)	1	PXC 56 - Pacific Xtreme Combat 56	—
2016-11-05	Grigoriy Sirenko	**W**	Submission (Rear-Naked Choke)	1	MFP 204 - International Pankration Tournament	—
2016-08-07	Shavkat Rakhmonov	**L**	Submission (Rear-Naked Choke)	2	KZMMAF - Battle of Nomads 9	—
2016-01-16	Oleg Olenichev	**W**	TKO (Retirement)	1	AOW 16 - Art of War 16	—
2015-10-24	Sung Won Son	**L**	Decision (Split)	3	Top FC 9 - Battle of Incheon	—
2015-04-05	Jae Woong Kim	**W**	KO (Knee)	2	Top FC 6 - Unbreakable Dream	—
2015-02-07	Yul Kim	**W**	Decision (Unanimous)	3	Top FC 5 - Top Fighting Championship 5	—
2013-12-08	Jae Young Kim	**L**	Decision (Unanimous)	2	Top FC - National League 1	—

Record notes: UFC.com, Sherdog and Tapology agree on **19-7**; UFC.com says he had no amateur career; Sherdog lists two amateur losses (Nov 2016 and Oct 2017), both after his pro debut. Height: UFC Stats, UFC.com and Tapology 5'10" vs. Sherdog 6'0". UFC.com's fight notes call the Muniz loss a unanimous decision; UFC Stats, Sherdog and Wikipedia list it as a split decision.

Finish Subtype Trends — JunYong Park

UFC-only subtypes parsed from UFC Stats METHOD + DETAILS (no invention). **Full pro (Research)** subtypes appear only where the scouting report already states them. Coverage differs for pre-UFC bouts — labels mark the source.

UFC-only win finishes (METHOD + DETAILS)

KO/TKO wins: **0** · Submission wins: **3**

KO/TKO subtypes

Subtype	Wins	Share
— none in sample —	0	—

Submission subtypes

Subtype	Wins	Share
Rear Naked Choke	3	100.0%



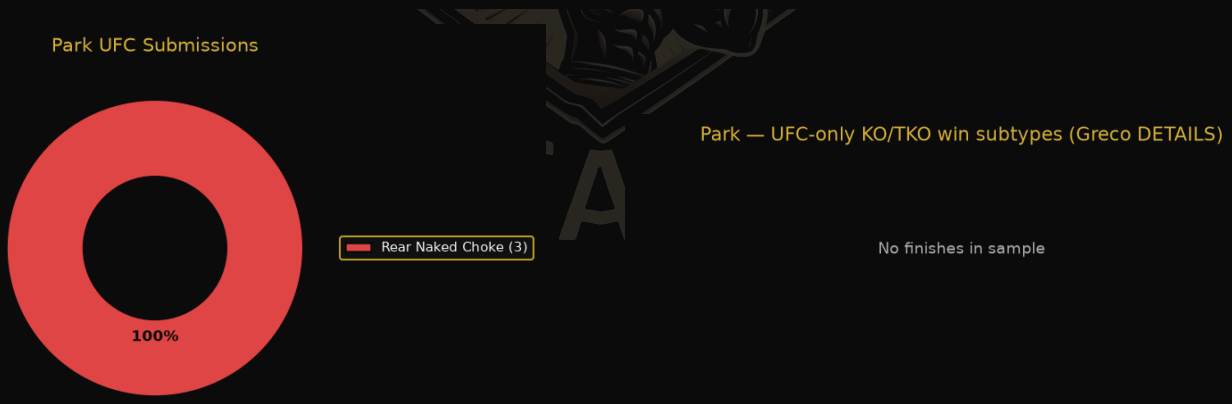

Full pro win finishes (Research Markdown)

KO/TKO wins (Research subtypes): **5** · Submission wins: **6** — includes pre-UFC.

Family	Subtype	Wins	Share	Source
KO/TKO	Punches	3	60.0%	Research
KO/TKO	Retirement	1	20.0%	Research
KO/TKO	Knee	1	20.0%	Research
Submission	Rear Naked Choke	5	83.3%	Research
Submission	Anaconda Choke	1	16.7%	Research



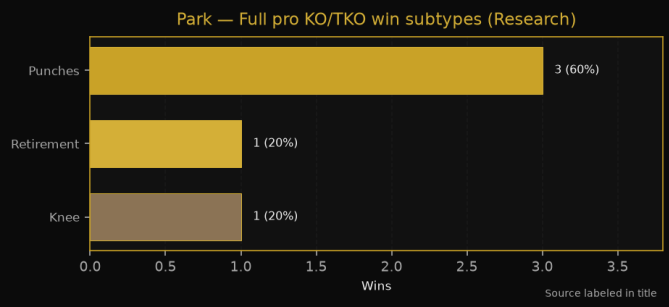

Trend reads

- UFC-only: no KO/TKO wins on record.
- UFC-only submission wins (3): Rear Naked Choke 3/3 (100.0%).
- Trend: Rear Naked Choke is 100.0% of UFC submission wins (3 of 3).
- UFC finishing losses: Punches (Clinch) x1 (KO/TKO); Anaconda x1 (Submission).
- Full pro (Research) win finish subtypes -- KO/TKO Punches x3, Retirement x1, Knee x1; SUB Rear Naked Choke x5, Anaconda Choke x1 (includes pre-UFC; Research method strings).

UFC finishing losses (for context)

- KO/TKO — Punches (Clinch) ×1
- Submission — Anaconda ×1

JUNYONG PARK — FIGHT NARRATIVES (UFC)

Round stats from UFC Stats; official results from UFC Stats / Sherdog. Most recent 8 of 13 UFC fights shown; the full UFC history is in the record table above.

vs Ikram Aliskerov (Oct 25, 2025) — L UD (27-30, 27-30, 27-30) — UFC 321: Aspinall vs. Gane (Middleweight)

- **R1: 17/43** significant strikes vs Aliskerov's 35/46, Aliskerov 2/2 takedowns, controlled for 0:36.
- **R2: 38/55** significant strikes vs Aliskerov's 35/52, Aliskerov 1/2 takedowns, controlled for 2:05.
- **R3: 23/34** significant strikes vs Aliskerov's 21/36, Aliskerov 2/3 takedowns, controlled for 3:26.
- **Fight:** 78/132 significant strikes vs 91/134; takedowns 0/0 vs 5/7; control 0:19 vs 6:07.
- **Tape signal:** Aliskerov controlled 6:07 of the fight.

vs Ismail Naurdiev (Jun 21, 2025) — W UD (29-26, 29-26, 29-25) — UFC Fight Night: Hill vs. Rountree Jr. (Middleweight)

- **Context:** Naurdiev was docked two points for an illegal knee (Wikipedia).
- **R1: 26/77** significant strikes vs Naurdiev's 52/105.
- **R2: 9/13** significant strikes vs Naurdiev's 19/37, 1/6 takedowns, Naurdiev 1/2 takedowns, **2:06** of control, controlled for 1:25.
- **R3: 10/19** significant strikes vs Naurdiev's 5/11, 1/2 takedowns, **4:31** of control, 1 submission attempt.
- **Fight:** 45/109 significant strikes vs 76/153; takedowns 2/8 vs 1/2; control 6:39 vs 1:25.
- **Tape signal:** Won despite being out-landed 76-45 on significant strikes; control-heavy win.

vs Brad Tavares (Oct 12, 2024) — W SD (28-29, 29-28, 29-28) — UFC Fight Night: Royval vs. Taira (Middleweight)

- **R1: 19/46** significant strikes vs Tavares's 26/57, 0/2 takedowns, **1:18** of control, controlled for 0:42.
- **R2: 67/108** significant strikes vs Tavares's 31/80, 1/1 takedowns, **0:35** of control.
- **R3: 13/23** significant strikes vs Tavares's 8/12, 1/3 takedowns, **4:39** of control.
- **Fight:** 99/177 significant strikes vs 65/149; takedowns 2/6 vs 0/0; control 6:32 vs 0:42.
- **Tape signal:** Control-heavy win.

vs Andre Muniz (Dec 9, 2023) — L SD (28-29, 29-28, 28-29) — UFC Fight Night: Song vs. Gutierrez (Middleweight)

- **Context:** 10 of 14 media scorers had Park winning (Wikipedia); Muniz landed 11 of 14 takedowns (UFC Stats).
- **R1: 13/17** significant strikes vs Muniz's 3/4, Muniz 5/6 takedowns, **0:45** of control, controlled for 3:07.
- **R2: 6/12** significant strikes vs Muniz's 9/16, Muniz 4/4 takedowns, controlled for 4:16.
- **R3: 8/31** significant strikes vs Muniz's 2/10, Muniz 2/4 takedowns, **2:10** of control, controlled for 2:11.
- **Fight:** 27/60 significant strikes vs 14/30; takedowns 0/0 vs 11/14; control 2:58 vs 9:34.
- **Tape signal:** Lost the decision despite out-landing muniz 27-14; muniz controlled 9:34 of the fight.

vs Albert Duraev (Jul 15, 2023) — W SUB R2 4:45 (Rear Naked Choke) — UFC Fight Night: Holm vs. Bueno Silva (Middleweight)

- **R1: 25/54** significant strikes vs Duraev's 20/47, 0/1 takedowns, **0:17** of control, controlled for 0:19, 1 submission attempt.
- **R2: 25/42** significant strikes vs Duraev's 11/30, **1** knockdown scored, Duraev 1/2 takedowns, **1:42** of control, controlled for 0:55, 2 submission attempts.
- **Fight:** 50/96 significant strikes vs 31/77; takedowns 0/1 vs 1/2; control 1:59 vs 1:14; knockdowns 1–0.

vs Denis Tiuliulin (Feb 4, 2023) — W SUB R1 4:05 (Rear Naked Choke) — UFC Fight Night: Lewis vs. Spivac (Middleweight)

- **R1: 25/38** significant strikes vs Tiuliulin's 8/22, 1/3 takedowns, **2:58** of control, 1 submission attempt.
- **Fight:** 25/38 significant strikes vs 8/22; takedowns 1/3 vs 0/0; control 2:58 vs 0:00.

vs Joseph Holmes (Oct 29, 2022) — W SUB R2 3:04 (Rear Naked Choke) — UFC Fight Night: Kattar vs. Allen (Middleweight)

- **R1: 12/24** significant strikes vs Holmes's 18/36, 1/2 takedowns, **1:55** of control, controlled for 0:39.
- **R2: 6/9** significant strikes vs Holmes's 2/4, 1/2 takedowns, **2:42** of control, 2 submission attempts.
- **Fight:** 18/33 significant strikes vs 20/40; takedowns 2/4 vs 0/0; control 4:37 vs 0:39.
- **Tape signal:** Won despite being out-landed 20-18 on significant strikes.

vs Eryk Anders (May 21, 2022) — W SD (29-28, 28-29, 29-28) — UFC Fight Night: Holm vs. Vieira (Middleweight)

- **Context:** 9 of 11 media scorers had Anders winning (Wikipedia).
- **R1: 25/36** significant strikes vs Anders's 16/30, 0/1 takedowns, Anders 1/6 takedowns, controlled for 2:32.
- **R2: 31/52** significant strikes vs Anders's 16/38, Anders 2/6 takedowns, **0:24** of control, controlled for 1:36.
- **R3: 49/96** significant strikes vs Anders's 33/74, Anders 0/12 takedowns, controlled for 0:37.
- **Fight:** 105/184 significant strikes vs 65/142; takedowns 0/1 vs 3/24; control 0:31 vs 4:45.

Cardio / round trends (UFC Stats, 13 UFC fights): significant strikes landed per round R1 22.2 → R2 24.2 → R3 20.2; absorbed R1 21.7 → R2 19.2 → R3 12.2; control per round R1 0:57 → R2 1:18 → R3 2:29. Rounds sampled — R1: 13, R2: 12, R3: 8.

UFC Stats — Condensed Identity

Field	Value
Nickname (UFC Stats)	The Iron Turtle
DOB (age as of 2026-11-19)	Feb 27, 1991 (**35**)
Height / Weight / Reach	5' 10" / 185 lbs. / 73"
Stance	Orthodox
UFC record	**9-4-0** (13 timed fights, 159.8 min)

Career rates vs Middleweight division (UFC Stats + division averages, n=366)

Metric	Park	Div avg		Read
SLpM	**4.64**	2.99	+1.65	Above div avg (pctl 87)
SApM	**3.82**	3.38	+0.44	Near div avg (pctl 30)
SS Acc	**51.6%**	46.0%	+5.6	Near div avg (pctl 72)

Metric	Park	Div avg		Read
SS Def	**51.4%**	51.6%	–0.2	Near div avg (pctl 45)
TD Acc	**42.9%**	41.6%	+1.3	Near div avg (pctl 54)
TDD	**54.5%**	56.3%	–1.8	Near div avg (pctl 42)
CTRL /15	**4:29**	3:16	+1:13	Above div avg (pctl 73)
CTRL against /15	**3:06**	3:36	–0:30	Near div avg (pctl 51)
KD rate /15	**0.09**	0.40	–0.31	Below div avg (pctl 46)
KD absorbed /15	**0.00**	0.58	–0.58	Above div avg (pctl 69)
TD Avg /15	**1.69** (18/42)	—	—	Takedown volume
Sub Avg /15	**0.84** (9 attempts)	—	—	Submission attempts

Striking mix: Head **80.7%** / Body 9.6% / Leg 9.7% of significant strikes landed · Distance 83.6% / Clinch 7.0% / Ground 9.4%. Absorbed mix: Head 63.5% / Body 23.9% / Leg 12.6% · Distance 89.4% / Clinch 5.7% / Ground 4.9%.

6. Fighting Style, Strengths, and How They Win

- **Pressure plus top control:** about 4.5 minutes of control per 15 (UFC Stats).
- **Volume over power:** 742 significant strikes landed in 159.8 UFC minutes but one UFC knockdown (UFC Stats).
- **Takedown defence:** stops about 55% of takedowns (UFC Stats); Muniz and Aliskerov out-wrestled him in his decision losses.

Sources: UFC Stats; Wikipedia (Jun Yong Park); UFC.com athlete page

Expectation Breaks

- Media scorers disagreed with two of his split decisions: 9 of 11 had Anders beating him, and 10 of 14 had him beating Muniz (Wikipedia).
- He returns after about 13 months out, following an injury withdrawal in Apr 2026 (Wikipedia).

7. Community / Expert Predictions and Sentiment

Label: opinion / media narrative — not facts about fight outcome.

- **Picks:** Tapology community picks favour Tulio 67% to 33% (event page, Nov 19).
- No odds listed on UFC.com for this bout (checked Nov 19).

No anonymous forum picks are included beyond sourced public pages.

8. Key Sources and References

- UFC.com athlete page — https://www.ufc.com/athlete/jun-yong-park
- Sherdog fighter record — https://www.sherdog.com/fighter/Jun-Yong-Park-159071
- https://en.wikipedia.org/wiki/Jun_Yong_Park
- Wikipedia event page (https://en.wikipedia.org/wiki/UFC_Fight_Night:_Adesanya_vs._Magomedov), checked 2026-11-19
- UFC.com event page (https://www.ufc.com/event/ufc-fight-night-december-05-2026), checked 2026-11-19 — no odds listed for this bout
- Tapology event page (https://www.tapology.com/fightcenter/events/148816-ufc-fight-night), checked 2026-11-19 — community picks, heights/reach
- UFC Stats (UFC Stats scrape) — 2026-11-16 pull (UFC Stats commit 96adace8, 2026-11-15 data refresh; UFC Stats data through UFC 334: Gane vs. Hokit, Nov 14, 2026)

Fighting Stats. As-of 2026-11-19. Opinions labeled in §7.

Marco Tulio

Blue OFFENSE

VS

JunYong Park

Red DEFENSE

Striking Distribution

Distance %	Clinch %	Ground %
89.4%	4.1%	6.5%

Striking Accuracy

Distance Acc	Clinch Acc	Ground Acc
53.9%	71.4%	61.5%

Offensive Knockdowns

KD	KD Rate
3	1.30

Head Target	Head Accuracy
55%	45%

Body Target	Body Accuracy
27%	73%

Leg Target	Leg Accuracy
18%	82%



Head Target Against	Head Strike Def
64%	59%

Body Target Against	Body Defense
24%	23%

Leg Target Against	Leg Strike Def
13%	31%

Strikes Against Distribution

Distance %	Clinch %	Ground %
89.4%	5.7%	4.9%

Striking Defense

Distance Def	Clinch Def	Ground Def
52.9%	39.7%	23.1%

Knockdowns Against

KD	KD Rate
0	0.00

Offensive Takedowns

TD Attempted	TD Success	TD Accuracy	Control (sec)	Control / TD	SUB.ATT	REV.
5	2	40.0%	222	111	0	0

Takedown Defense

TDD Att	TDD Success	TDD %	Control Against (s)	Ctrl allowed/TD	SUB.ATT ag	REV. ag
66	36	54.5%	1980	66	1	3

Marco Tulio

Blue DEFENSE

VS

JunYong Park

Red OFFENSE

Strikes Against Distribution

Distance %	Clinch %	Ground %
83.2%	4.7%	12.1%

Striking Defense

Distance Def	Clinch Def	Ground Def
59.5%	16.7%	31.6%

Knockdowns Against

KD	KD Rate
4	1.73

Head Target Against	Head Strike Def
64%	62%

Body Target Against	Body Defense
18%	39%

Leg Target Against	Leg Strike Def
18%	46%



Head Target	Head Accuracy
81%	47%

Body Target	Body Accuracy
10%	84%

Leg Target	Leg Accuracy
10%	94%

Striking Distribution

Distance %	Clinch %	Ground %
83.6%	7.0%	9.4%

Striking Accuracy

Distance Acc	Clinch Acc	Ground Acc
49.2%	71.2%	65.4%

Offensive Knockdowns

KD	KD Rate
1	0.09

Takedown Defense

TDD Att	TDD Success	TDD %	Control Against (s)	Ctrl allowed/TD	SUB.ATT ag	REV. ag
2	0	0.0%	230	115	0	0

Offensive Takedowns

TD Attempted	TD Success	TD Accuracy	Control (sec)	Control / TD	SUB.ATT	REV.
42	18	42.9%	2864	159.1	9	3

Statistical Matchup Package

Dashboard stats updated: **2026-11-19**.

Tale of the Tape

Blue = **Marco Tulio** (“Matuto”) · Red = **JunYong Park** (“The Iron Turtle”).

Acronym glossary

Term	Meaning
SLpM	Significant strikes landed per minute of fight time
SS Acc	Significant-strike accuracy (landed ÷ attempted)
Str Def	Striking defense % (share of opponent sig attempts missed)
TD Acc	Takedown accuracy (landed ÷ attempted)
TDD	Takedown defense % (stuff rate)
CTRL	Control time on the ground / clinch control clock
KD	Knockdowns scored (or absorbed, when labeled)
Stand/sig per 15	Projected significant-strike pace if stand-up lasted a full 15 min on striking-time basis (fight time – CTRL)
Striking time	Round/fight clock minus control time (mm:ss and % of round clock)

Tale of the Tape — Quick Look



Win Method Mix (UFC)

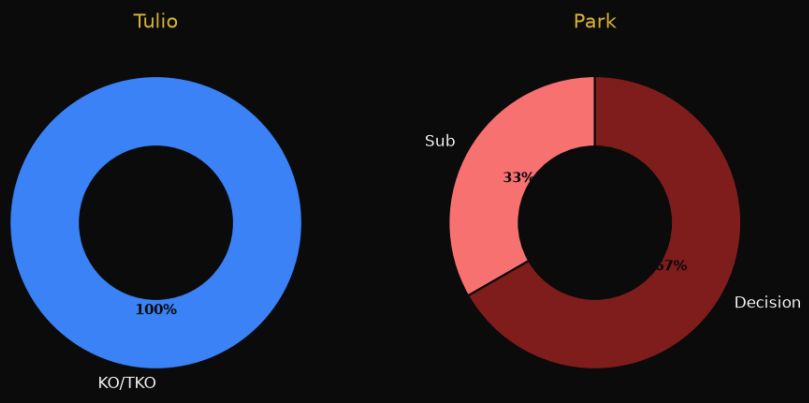

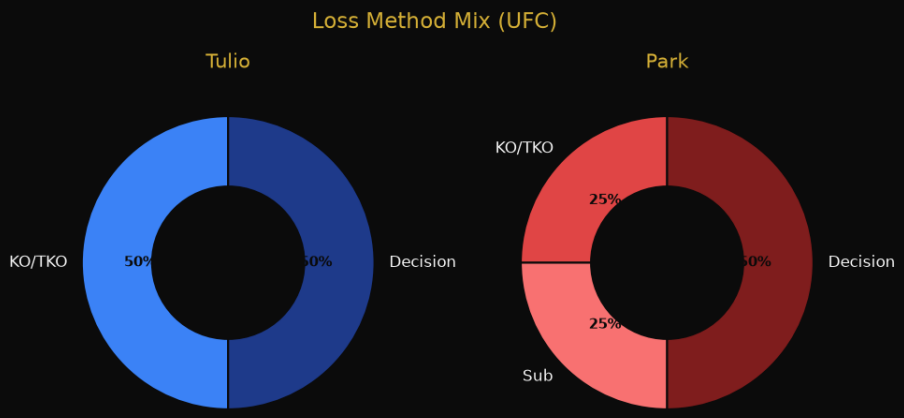

Matchup board read — Page A (Tulio OFF vs Park DEF)

Tulio's accuracy is the pressure point into Park's defense (Tulio SS Acc **54.9%** into Park Str Def **51.4%**). Most of Tulio's work is at distance (**89.4%**). Wrestling leverage: Tulio TD Acc **40.0%** vs Park TDD **54.5%**. Power check: Tulio KD scored **3** (1.3/15) vs Park KD absorbed **0** (0.0/15).

Matchup board read — Page B (Tulio DEF vs Park OFF)

Park needs clean entries into Tulio's defense (Park SS Acc **51.6%** into Tulio Str Def **56.3%**). On the mat, Park's TD Acc **42.9%** (18/42) meets Tulio TDD **0.0%** — Tulio's TDD is a small sample (0 of 2 takedowns stopped) — too few attempts to judge. Expected control / 15: Park **268.9s (29.9%)** vs Tulio **96.1s (10.7%)** (Park SUB.ATT **9**).

Career Striking Breakdown

Layout: **Blue (Marco Tulio)** | metric | **Red (JunYong Park)**. Dashboard stats updated: **2026-11-19**.

Blue	Metric	Red
245/446	**Sig landed / thrown**	742/1439
54.9%	**SS Acc**	51.6%
55.1% / 44.7%	**Head share / Acc**	80.7% / 46.9%
26.9% / 73.3%	**Body share / Acc**	9.6% / 83.5%
18.0% / 81.5%	**Leg share / Acc**	9.7% / 93.5%
89.4% / 4.1% / 6.5%	**Distance / Clinch / Ground share**	83.6% / 7.0% / 9.4%
3	**KD scored (offense)**	1
4	**KD absorbed (defense)**	0
1.3	**KD rate (scored / 15)**	0.09
1.73	**KD absorbed rate (/15)**	0.0
1 per 27 sig abs	**Knockdown rate (1 KD per N sig absorbed)**	—
107/245	**Sig absorbed (landed on)**	611/1257
56.3%	**Str Def**	51.4%

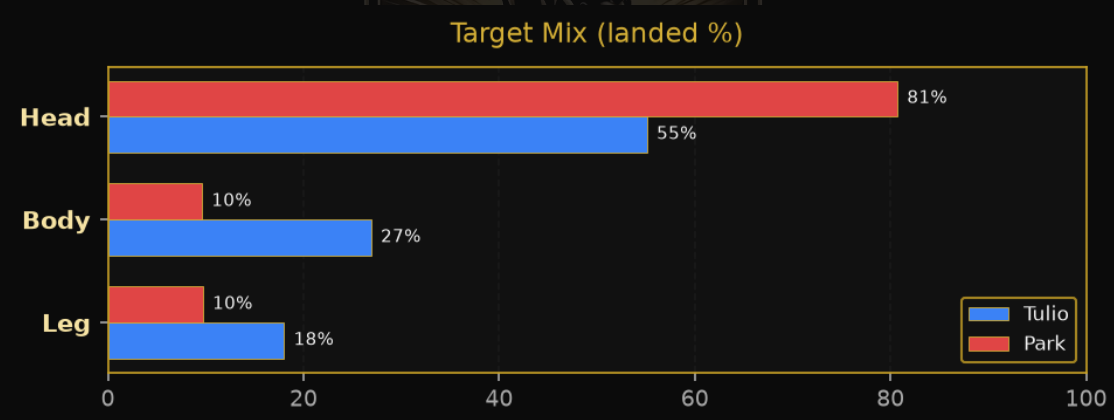

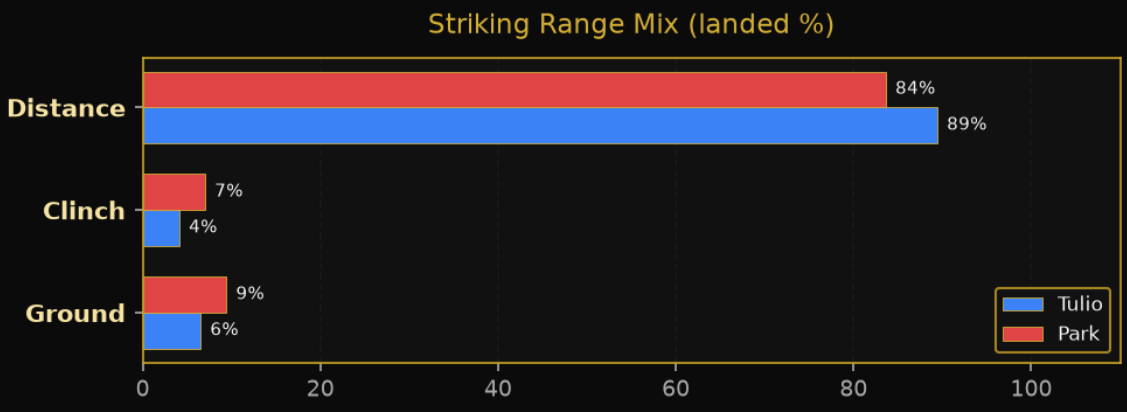

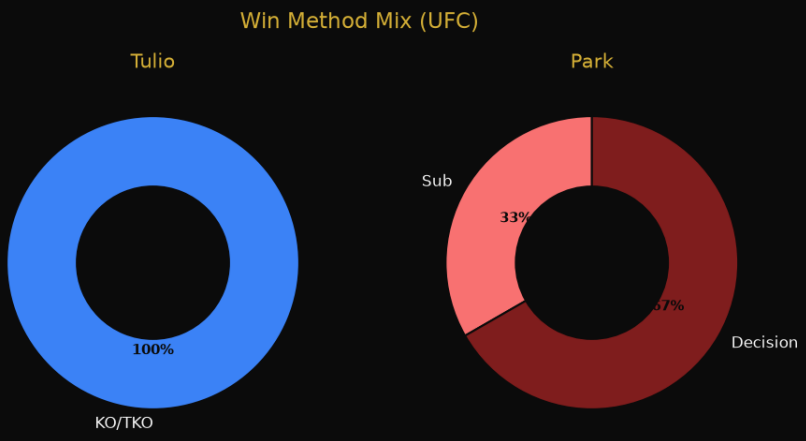

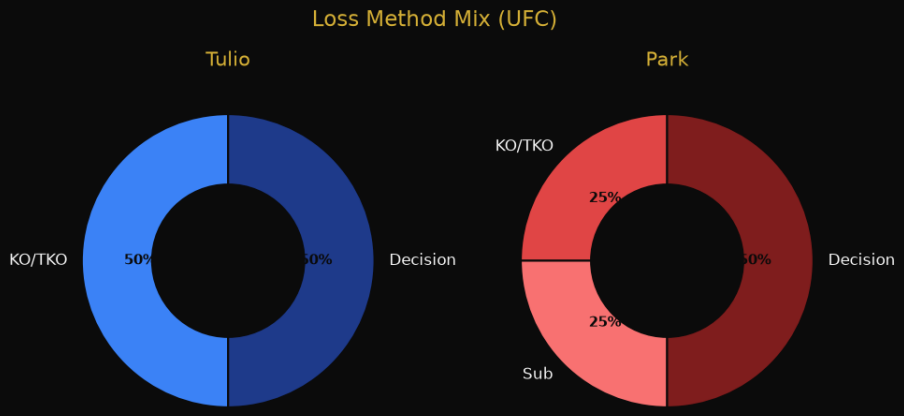

Career Grappling Breakdown

Blue (Marco Tulio) | metric | Red (JunYong Park) — same titles side-by-side.

Blue	Metric	Red
2 of 5 (40.0%)	**TD landed / attempted (Acc)**	18 of 42 (42.9%)
2 of 2 (0.0%)	**TD against (TDD %)**	30 of 66 (54.5%)
0	**Submission attempts**	9
0	**Reversals**	3
96.1s (10.7%)	**Control expected / 15**	268.9s (29.9%)
3:42	**Career CTRL**	47:44
99.5s (11.1%)	**Control allowed / 15**	185.9s (20.7%)
3:50	**Career CTRL against**	33:00

Matchup implications

- Park TD Acc 42.9% into Tulio TDD 0.0%

  → Park brings high takedown volume (3.9 attempts per 15 min) at 42.9% (18 of 42) into Tulio's TDD from a small sample (0 of 2 takedowns stopped) — too few attempts to judge.

- Tulio TD Acc 40.0% into Park TDD 54.5%

→ Tulio brings moderate takedown volume (2.2 attempts per 15 min) at 40.0% (2 of 5) into Park's TDD of 54.5% (36 of 66 stopped). Neither number dominates; the wrestling exchanges look live.

- Control allowed / 15: Tulio 99.5s (11.1%) vs Park 185.9s (20.7%)

  → Park has been held down more (20.7% of a 15-min fight); Tulio has been controlled for 11.1%.

Striking Infographics

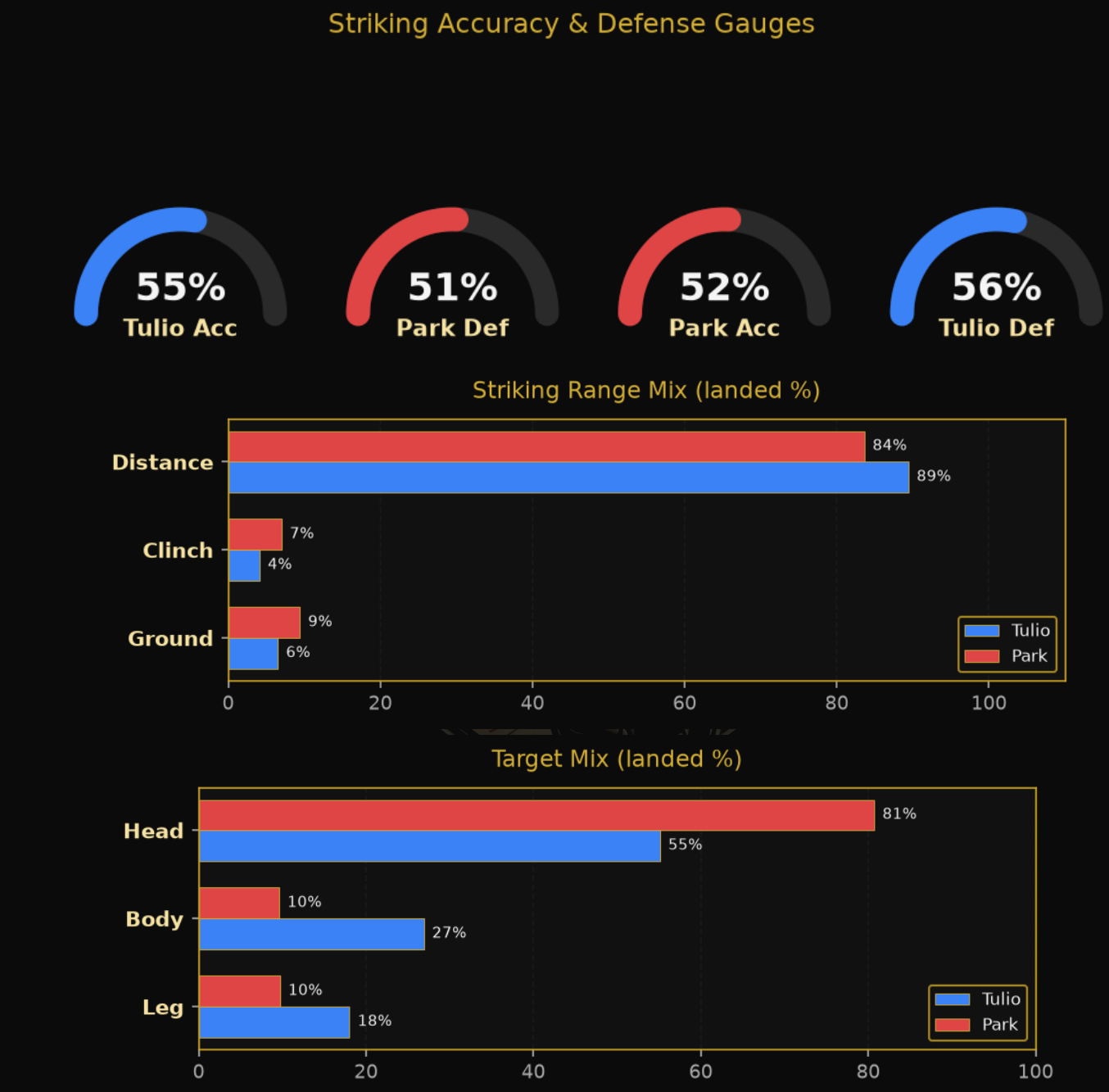

STRIKING — Marco Tulio (Blue)

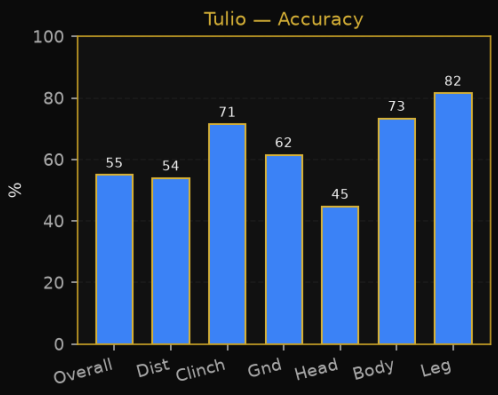

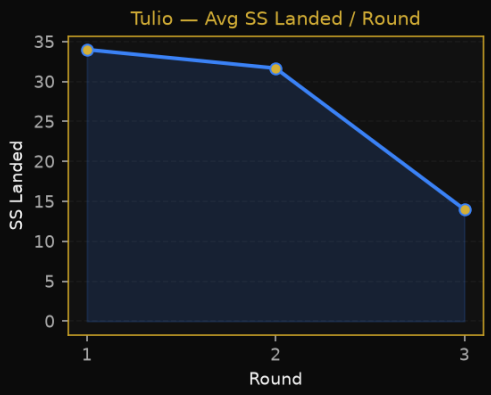

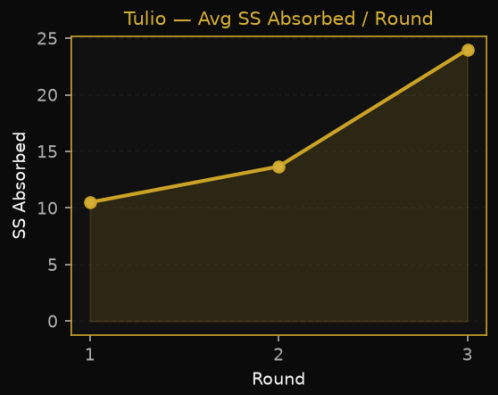

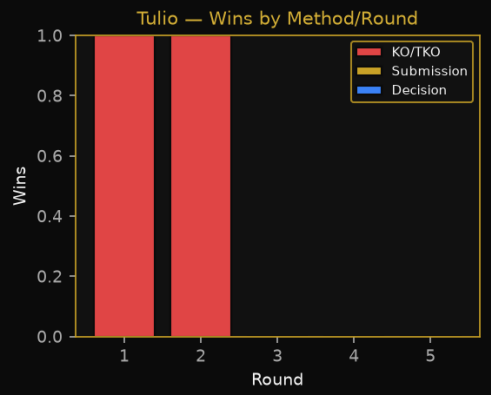

Tulio striking snapshot

Career SS Acc **54.9%** · Def **56.3%** · Distance share **89.4%** · KD rate **1.3**/15 · Absorbed KD rate **1.73**/15.

STRIKING — JunYong Park (Red)

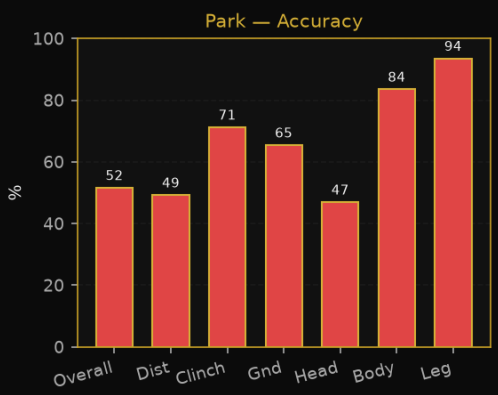

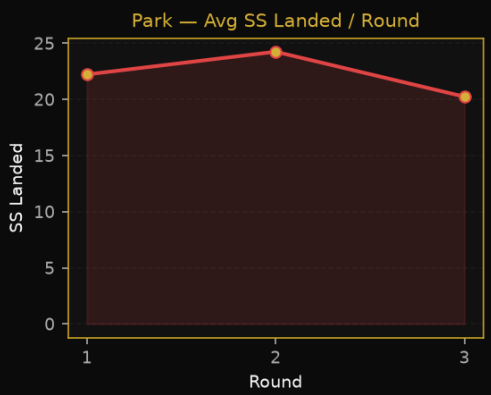

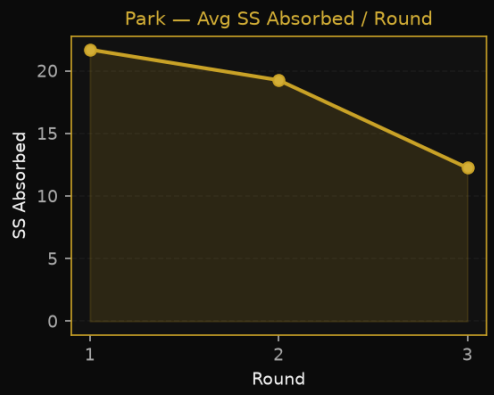

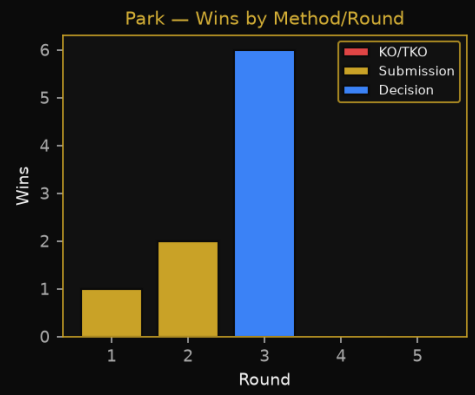

Park striking snapshot

Career SS Acc **51.6%** · Def **51.4%** · Distance share **83.6%** · KD rate **0.09**/15 · Absorbed KD rate **0.0**/15.

Grappling Infographics & Matchup Insights

Takedown Accuracy & Defense Gauges



Grappling Snapshot

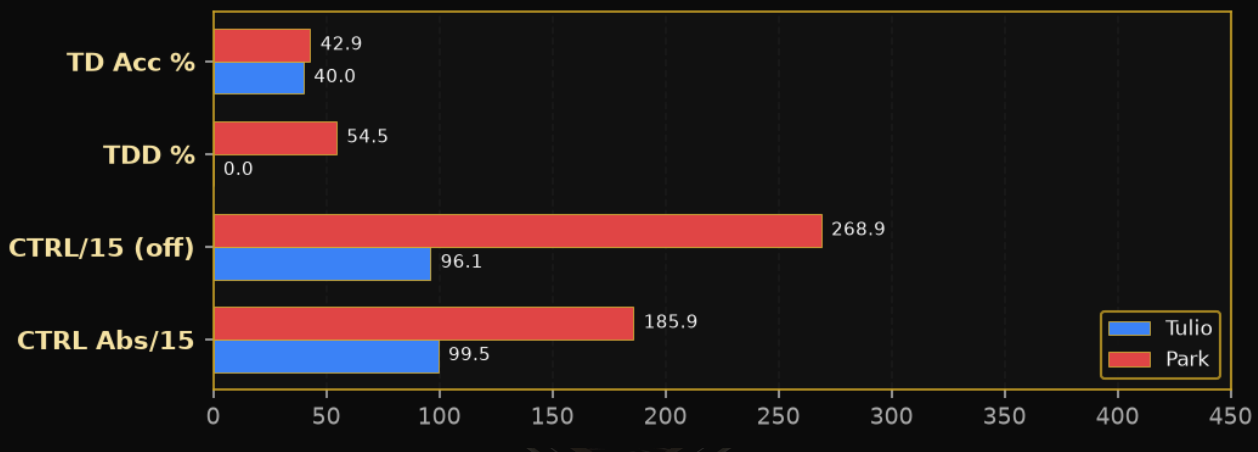

Matchup Snapshot — Expectation Breakers

CTRL Gap 2.8× Park CTRL/15 vs Tulio	**Tulio Dist Bias** 89% Landed SS at distance	**Park Sub Wins** 33% Of UFC wins	**Tulio TDD** 0.0% Career takedown defense
Tulio KD Rate 1.3 Per 15 minutes	**Park SUB.ATT** 9 Career attempts	**Tulio SS Acc** 55% Career accuracy	**Park SS Acc** 52% Career accuracy

Expectation-break insights

Insight

Control allowed: Tulio CTRL against / 15 = 99.5s (11.1%) vs Park 185.9s (20.7%) — Park has been held down more (20.7% of a 15-min fight); Tulio has been controlled for 11.1%.

Insight

TD volume vs TDD: Tulio TD Att 5 / Acc 40.0% into Park TDD 54.5% — neither number dominates; the wrestling exchanges look live.

Insight

TD offense gate: Park TD Acc 42.9% (18/42) — high takedown volume (3.9 attempts per 15 min) — Park looks for takedowns often.

Insight

Sub threat: Tulio career SUB.ATT 0 (0.0% of UFC wins) vs Park 9 (33.3% of UFC wins) — the submission threat on the UFC record sits with Park.

Insight

KD profile: Tulio KD rate 1.3/15 vs Park 0.09/15; Tulio has absorbed 4 KD in UFC.

Insight

Distance bias: Tulio 89.4% landed SS at distance vs Park 83.6%; Tulio absorbs 83.2% of damage at distance.

Insight

Accuracy vs defense gate: Tulio Acc 54.9% → Park Def 51.4%; Park Acc 51.6% → Tulio Def 56.3%.

Insight

Division: billed Middleweight at UFC Fight Night: Adesanya vs Magomedov (Dec 5, 2026). Compare each fighter's last Greco class to the billed pool.

Insight

Age / mileage: Tulio 32 (4 UFC) vs Park 35 (13 UFC).

By-round grappling

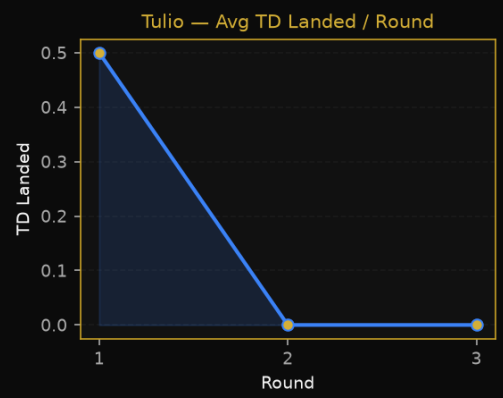

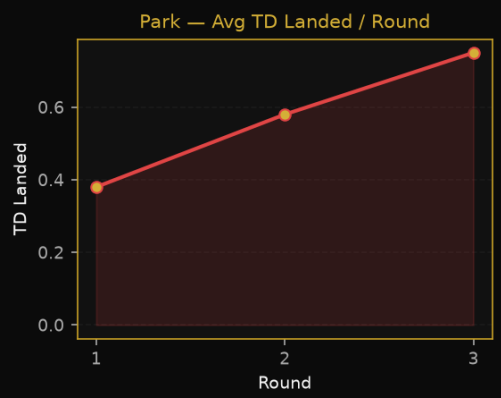

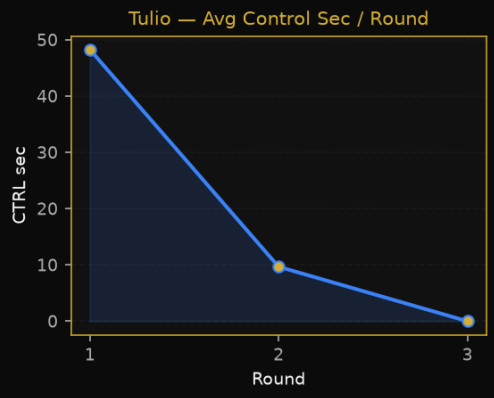
Tulio — Avg Control Sec / Round
CTRL sec
Round

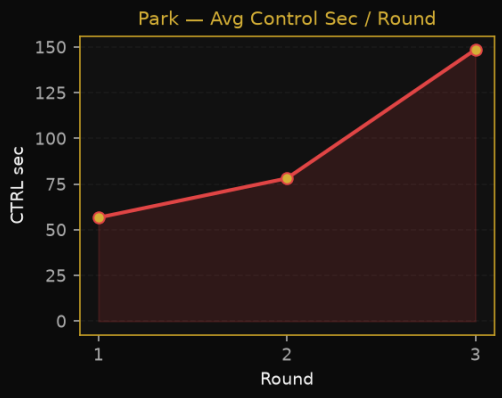
Park — Avg Control Sec / Round
CTRL sec
Round

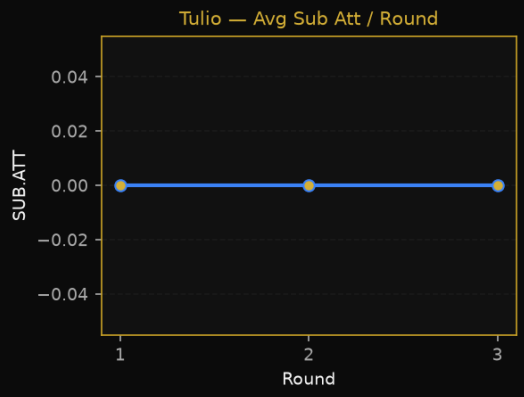
Tulio — Avg Sub Att / Round
SUB.ATT
Round

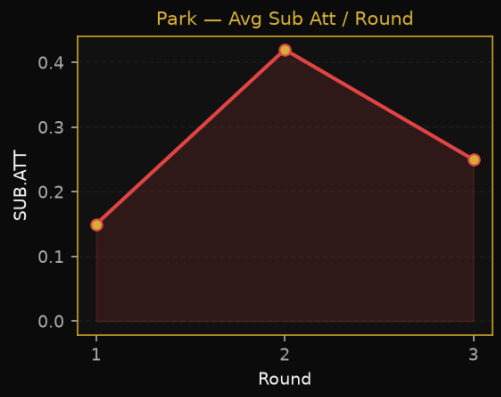
Park — Avg Sub Att / Round
SUB.ATT
Round

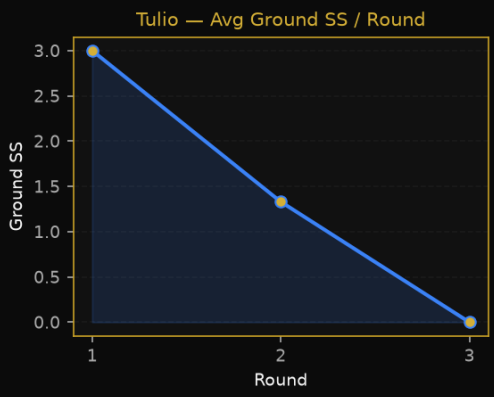
Tulio — Avg Ground SS / Round
Ground SS
Round

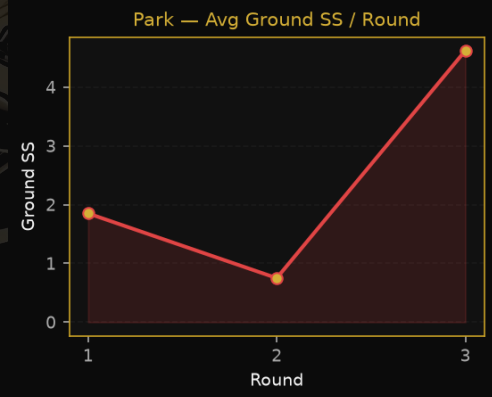
Park — Avg Ground SS / Round
Ground SS
Round

Leg Strikes — Offense vs Defense

UFCStats **LEG** column = significant strikes to the legs (**leg sig strikes / low-kick proxy**). Parsed as "a of b" from UFC fight stats. No limp/establishment narrative — volume, accuracy, share, and vs-average only. Tables sorted **most recent → oldest**. As of 2026-11-19.

Park Leg Output vs Tulio Leg Absorption

Side-by-side career board so FightingStats can compare **Park low-kick/leg output** vs **Tulio's leg absorption pattern**.

Metric	Park OFFENSE (leg)	Tulio DEFENSE (leg abs)	Tulio OFFENSE (leg)	Park DEFENSE (leg abs)
Leg sig landed	72	19	44	77
Leg sig attempted	77	35	54	112
Leg accuracy %	93.5%	54.3%	81.5%	68.8%
Leg share % of sig landed	9.7%	17.8%	18.0%	12.6%
Avg leg landed / round	2.18	2.38	5.50	2.33
Avg leg landed / fight	5.54	4.75	11.00	5.92
Sample rounds / fights	33/13	8/4	8/4	33/13

(Park OFF avg leg/rnd – Tulio DEF avg leg abs/rnd) = **-0.2**. leg share pp (Park OFF share – Tulio DEF share) = **-8.1**. Park career leg volume: **72 of 77** (93.5% acc · 9.7% of sig landed). Tulio career leg absorbed: **19 of 35** (17.8% of sig absorbed). Middleweight division avg leg L/rnd ≈ **2.37**.

Read — volume only

Park averages **2.18** leg sig landed per round (5.54/fight). Tulio absorbs **2.38** leg sig per round historically (4.75/fight). Leg landed / attempted from fight stats (significant strikes to the legs).

Leg-Kick Finishes & Fight Narratives (sourced)

Wins by leg kicks (UFC METHOD/DETAILS): No UFC KO/TKO win for either fighter lists leg/calf/low kick in UFC Stats METHOD/DETAILS for this package (check DETAILS per bout).

No sourced fight summaries found where leg kicks were a key part of how the bout played out.

Park Leg Offense — Round × Opponent

JunYong Park — **offensive** leg sig / low-kick proxy. Columns: Date · Opponent · Round · Sig landed · Leg L/T · Acc% · Share% · vs Opp Avg Abs (Above/Below).

Baseline: round Leg Lnd vs that opponent's career avg leg sig absorbed/rnd (Above/Below/≈Avg; in parentheses). Middleweight division avg leg L/rnd ≈ 2.37.

Career: 72 of 77 leg sig (93.5% · 9.7% of 742 sig landed).

Date	Opponent	Rnd	Sig Lnd	Leg Lnd	Leg Att	Leg Acc%	Leg Share%	vs Opp Avg Abs
2025-10-25	Ikram Aliskerov	1	17	2	3	66.7%	11.8%	Below (-0.30) vs 2.30
2025-10-25	Ikram Aliskerov	2	38	1	1	100.0%	2.6%	Below (-1.30) vs 2.30
2025-10-25	Ikram Aliskerov	3	23	0	0	—	0.0%	Below (-2.30) vs 2.30
2025-06-21	Ismail Naurdiev	1	26	0	0	—	0.0%	Below (-1.27) vs 1.27
2025-06-21	Ismail Naurdiev	2	9	0	0	—	0.0%	Below (-1.27) vs 1.27
2025-06-21	Ismail Naurdiev	3	10	0	0	—	0.0%	Below (-1.27) vs 1.27
2024-10-12	Brad Tavares	1	19	5	6	83.3%	26.3%	Above (+1.75) vs 3.25
2024-10-12	Brad Tavares	2	67	14	14	100.0%	20.9%	Above (+10.75) vs 3.25
2024-10-12	Brad Tavares	3	13	0	0	—	0.0%	Below (-3.25) vs 3.25
2023-12-09	Andre Muniz	1	13	2	2	100.0%	15.4%	Above (+0.47) vs 1.53
2023-12-09	Andre Muniz	2	6	1	1	100.0%	16.7%	Below (-0.53) vs 1.53
2023-12-09	Andre Muniz	3	8	0	0	—	0.0%	Below (-1.53) vs 1.53
2023-07-15	Albert Duraev	1	25	5	6	83.3%	20.0%	Above (+3.20) vs 1.80
2023-07-15	Albert Duraev	2	25	0	0	—	0.0%	Below (-1.80) vs 1.80
2023-02-04	Denis Tiuliulin	1	25	4	4	100.0%	16.0%	Above (+0.82) vs 3.18
2022-10-29	Joseph Holmes	1	12	4	5	80.0%	33.3%	Above (+1.88) vs 2.12
2022-10-29	Joseph Holmes	2	6	1	2	50.0%	16.7%	Below (-1.12) vs 2.12
2022-05-21	Eryk Anders	1	25	3	3	100.0%	12.0%	Below (-0.94) vs 3.94
2022-05-21	Eryk Anders	2	31	9	9	100.0%	29.0%	Above (+5.06) vs 3.94
2022-05-21	Eryk Anders	3	49	3	3	100.0%	6.1%	Below (-0.94) vs 3.94
2021-10-23	Gregory Rodrigues	1	18	6	6	100.0%	33.3%	Above (+2.73) vs 3.27
2021-10-23	Gregory Rodrigues	2	38	0	0	—	0.0%	Below (-3.27) vs 3.27
2021-05-08	Tafon Nchukwi	1	30	4	4	100.0%	13.3%	≈Avg (+0.12) vs 3.88
2021-05-08	Tafon Nchukwi	2	16	2	2	100.0%	12.5%	Below (-1.88) vs 3.88
2021-05-08	Tafon Nchukwi	3	25	0	0	—	0.0%	Below (-3.88) vs 3.88
2020-10-17	John Phillips	1	3	0	0	—	0.0%	Below (-1.54) vs 1.54
2020-10-17	John Phillips	2	1	0	0	—	0.0%	Below (-1.54) vs 1.54
2020-10-17	John Phillips	3	6	0	0	—	0.0%	Below (-1.54) vs 1.54
2019-12-21	Marc-Andre Barriault	1	31	5	5	100.0%	16.1%	Above (+2.52) vs 2.48
2019-12-21	Marc-Andre Barriault	2	18	1	1	100.0%	5.6%	Below (-1.48) vs 2.48
2019-12-21	Marc-Andre Barriault	3	28	0	0	—	0.0%	Below (-2.48) vs 2.48
2019-08-31	Anthony Hernandez	1	45	0	0	—	0.0%	Below (-1.42) vs 1.42
2019-08-31	Anthony Hernandez	2	36	0	0	—	0.0%	Below (-1.42) vs 1.42

Tulio Leg Defense — Absorbed (Round × Opponent)

Marco Tulio — **defensive** leg sig absorbed (opponent LEG in that EVENT+BOUT+ROUND). Columns: Date · Opponent · Round · Sig abs · Leg Abs L/T · Opp Acc% · Share% · vs Own Avg Abs.

Baseline: round Leg Abs vs this fighter's own career avg leg sig absorbed/rnd (Above/Below/≈Avg; in parentheses). Middleweight division avg leg L/rnd ≈ 2.37.

Career absorbed: 19 of 35 (54.3% opponent leg acc · 17.8% of sig absorbed).

Date	Opponent	Rnd	Sig Abs	Leg Abs	Leg Att	Opp Acc%	Leg Share%	vs Own Avg Abs
2026-05-09	Roman Kopylov	1	15	2	7	28.6%	13.3%	Below (-0.38) vs 2.38
2026-05-09	Roman Kopylov	2	22	1	2	50.0%	4.5%	Below (-1.38) vs 2.38
2026-05-09	Roman Kopylov	3	24	0	1	0.0%	0.0%	Below (-2.38) vs 2.38
2025-11-08	Christian Leroy Duncan	1	8	4	6	66.7%	50.0%	Above (+1.62) vs 2.38
2025-11-08	Christian Leroy Duncan	2	15	5	6	83.3%	33.3%	Above (+2.62) vs 2.38
2025-04-12	Tresean Gore	1	13	2	4	50.0%	15.4%	Below (-0.38) vs 2.38
2025-04-12	Tresean Gore	2	4	2	4	50.0%	50.0%	Below (-0.38) vs 2.38
2025-01-11	Ihor Potieria	1	6	3	5	60.0%	50.0%	Above (+0.62) vs 2.38

Tulio Leg Offense — Round × Opponent

Marco Tulio — **offensive** leg sig / low-kick proxy. Same columns as Park offense (Date · … · vs Opp Avg Abs).

Baseline: round Leg Lnd vs that opponent's career avg leg sig absorbed/rnd (Above/Below/≈Avg; in parentheses). Middleweight division avg leg L/rnd ≈ 2.37.

Career: 44 of 54 leg sig (81.5% · 18.0% of 245 sig landed).

Date	Opponent	Rnd	Sig Lnd	Leg Lnd	Leg Att	Leg Acc%	Leg Share%	vs Opp Avg Abs
2026-05-09	Roman Kopylov	1	22	7	10	70.0%	31.8%	Above (+3.06) vs 3.94
2026-05-09	Roman Kopylov	2	26	8	9	88.9%	30.8%	Above (+4.06) vs 3.94
2026-05-09	Roman Kopylov	3	14	1	2	50.0%	7.1%	Below (-2.94) vs 3.94
2025-11-08	Christian Leroy Duncan	1	8	5	6	83.3%	62.5%	Above (+2.50) vs 2.50
2025-11-08	Christian Leroy Duncan	2	19	6	8	75.0%	31.6%	Above (+3.50) vs 2.50
2025-04-12	Tresean Gore	1	77	7	7	100.0%	9.1%	Above (+3.28) vs 3.72
2025-04-12	Tresean Gore	2	50	6	6	100.0%	12.0%	Above (+2.28) vs 3.72
2025-01-11	Ihor Potieria	1	29	4	6	66.7%	13.8%	Above (+1.86) vs 2.14

Park Leg Defense — Absorbed (Round × Opponent)

JunYong Park — **defensive** leg sig absorbed. Same columns as Tulio defense (Date · … · vs Own Avg Abs).

Baseline: round Leg Abs vs this fighter's own career avg leg sig absorbed/rnd (Above/Below/≈Avg; in parentheses). Middleweight division avg leg L/rnd ≈ 2.37.

Career absorbed: 77 of 112 (68.8% opponent leg acc · 12.6% of sig absorbed).

Date	Opponent	Rnd	Sig Abs	Leg Abs	Leg Att	Opp Acc%	Leg Share%	vs Own Avg Abs
2025-10-25	Ikram Aliskerov	1	35	4	7	57.1%	11.4%	Above (+1.67) vs 2.33
2025-10-25	Ikram Aliskerov	2	35	4	4	100.0%	11.4%	Above (+1.67) vs 2.33
2025-10-25	Ikram Aliskerov	3	21	0	0	—	0.0%	Below (-2.33) vs 2.33
2025-06-21	Ismail Naurdiev	1	52	3	5	60.0%	5.8%	Above (+0.67) vs 2.33
2025-06-21	Ismail Naurdiev	2	19	4	5	80.0%	21.1%	Above (+1.67) vs 2.33
2025-06-21	Ismail Naurdiev	3	5	0	0	—	0.0%	Below (-2.33) vs 2.33
2024-10-12	Brad Tavares	1	26	5	5	100.0%	19.2%	Above (+2.67) vs 2.33
2024-10-12	Brad Tavares	2	31	2	4	50.0%	6.5%	Below (-0.33) vs 2.33
2024-10-12	Brad Tavares	3	8	1	1	100.0%	12.5%	Below (-1.33) vs 2.33
2023-12-09	Andre Muniz	1	3	1	1	100.0%	33.3%	Below (-1.33) vs 2.33
2023-12-09	Andre Muniz	2	9	0	0	—	0.0%	Below (-2.33) vs 2.33
2023-12-09	Andre Muniz	3	2	0	0	—	0.0%	Below (-2.33) vs 2.33
2023-07-15	Albert Duraev	1	20	5	10	50.0%	25.0%	Above (+2.67) vs 2.33
2023-07-15	Albert Duraev	2	11	1	2	50.0%	9.1%	Below (-1.33) vs 2.33
2023-02-04	Denis Tiuliulin	1	8	0	0	—	0.0%	Below (-2.33) vs 2.33
2022-10-29	Joseph Holmes	1	18	6	8	75.0%	33.3%	Above (+3.67) vs 2.33
2022-10-29	Joseph Holmes	2	2	1	1	100.0%	50.0%	Below (-1.33) vs 2.33
2022-05-21	Eryk Anders	1	16	0	1	0.0%	0.0%	Below (-2.33) vs 2.33
2022-05-21	Eryk Anders	2	16	1	2	50.0%	6.2%	Below (-1.33) vs 2.33
2022-05-21	Eryk Anders	3	33	2	2	100.0%	6.1%	Below (-0.33) vs 2.33
2021-10-23	Gregory Rodrigues	1	33	0	1	0.0%	0.0%	Below (-2.33) vs 2.33
2021-10-23	Gregory Rodrigues	2	35	0	0	—	0.0%	Below (-2.33) vs 2.33
2021-05-08	Tafon Nchukwi	1	30	8	14	57.1%	26.7%	Above (+5.67) vs 2.33
2021-05-08	Tafon Nchukwi	2	21	4	5	80.0%	19.0%	Above (+1.67) vs 2.33
2021-05-08	Tafon Nchukwi	3	7	1	1	100.0%	14.3%	Below (-1.33) vs 2.33
2020-10-17	John Phillips	1	0	0	0	—	—	Below (-2.33) vs 2.33
2020-10-17	John Phillips	2	3	2	2	100.0%	66.7%	Below (-0.33) vs 2.33
2020-10-17	John Phillips	3	2	0	0	—	0.0%	Below (-2.33) vs 2.33
2019-12-21	Marc-Andre Barriault	1	14	7	10	70.0%	50.0%	Above (+4.67) vs 2.33
2019-12-21	Marc-Andre Barriault	2	17	5	7	71.4%	29.4%	Above (+2.67) vs 2.33
2019-12-21	Marc-Andre Barriault	3	20	9	13	69.2%	45.0%	Above (+6.67) vs 2.33
2019-08-31	Anthony Hernandez	1	27	1	1	100.0%	3.7%	Below (-1.33) vs 2.33
2019-08-31	Anthony Hernandez	2	32	0	0	—	0.0%	Below (-2.33) vs 2.33

Opponent Career Historical Avg — Leg Sig Absorbed

For each UFC opponent faced: career historical average leg sig strikes **absorbed** (what opponents land on them across their UFC career). This is the offense-row baseline for the Above/Below column. Opponents ordered by most recent appearance.

Opponents faced by Marco Tulio — their career leg-absorbed averages

Opponent	Fights	Rnds	Leg Abs L/T	Avg Leg Abs /Fight	Avg /Rnd	Leg Acc% on them	Leg Share% of SS Abs
Roman Kopylov	14	35	138 of 179	9.86	3.94	77.1%	17.4%
Christian Leroy Duncan	11	28	70 of 87	6.36	2.50	80.5%	23.3%
Tresean Gore	8	18	67 of 70	8.38	3.72	95.7%	13.8%
Ihor Potieria	8	14	30 of 43	3.75	2.14	69.8%	10.5%

Opponents faced by JunYong Park — their career leg-absorbed averages

Opponent	Fights	Rnds	Leg Abs L/T	Avg Leg Abs /Fight	Avg /Rnd	Leg Acc% on them	Leg Share% of SS Abs
Ikram Aliskerov	6	10	23 of 25	3.83	2.30	92.0%	14.7%
Ismail Naurdiev	8	22	28 of 40	3.50	1.27	70.0%	11.9%
Brad Tavares	28	77	250 of 330	8.93	3.25	75.8%	20.7%
Andre Muniz	10	19	29 of 32	2.90	1.53	90.6%	12.5%
Albert Duraev	4	10	18 of 22	4.50	1.80	81.8%	11.3%
Denis Tiuliulin	6	11	35 of 36	5.83	3.18	97.2%	14.2%
Joseph Holmes	4	8	17 of 24	4.25	2.12	70.8%	16.0%
Eryk Anders	20	50	197 of 229	9.85	3.94	86.0%	20.5%
Gregory Rodrigues	14	33	108 of 119	7.71	3.27	90.8%	16.9%
Tafon Nchukwi	6	16	62 of 72	10.33	3.88	86.1%	23.0%
John Phillips	6	13	20 of 23	3.33	1.54	87.0%	9.1%
Marc-Andre Barriault	18	40	99 of 112	5.50	2.48	88.4%	9.4%
Anthony Hernandez	13	38	54 of 58	4.15	1.42	93.1%	9.0%

Source: UFCStats **LEG** = significant strikes to the legs (leg sig / low-kick proxy). Landed of attempted parsed from fight-stats CSV. Sort: most recent → oldest.

Middleweight Division Context

Upcoming bout is billed **Middleweight**. Division pool (n=366): Fighters whose majority of UFC bouts are in billed class 'Middleweight', OR whose most recent UFC bout is in that family. **Last Greco weight class:** Tulio = **Middleweight Bout**; Park = **Middleweight Bout**. Values: fighter · division average · delta · standing in division. Control rows show seconds and % of a 15-min fight.

Metric	Div Avg	Tulio	vs avg	Tulio standing	Park	vs avg	Park standing
SS Acc %	46.0%	54.9%	+8.9 pp	top 18%	51.6%	+5.6 pp	top 28%
SS Def %	51.6%	56.3%	+4.7 pp	top 34%	51.4%	-0.2 pp	top 55%
TD Acc %	41.6%	40.0%	-1.6 pp	top 52%	42.9%	+1.3 pp	top 46%
TDD %	56.3%	0.0%	-56.3 pp	N/A	54.5%	-1.8 pp	top 58%
Control expected / 15 min	196.1s (21.8%)	96.1s (10.7%)	-100.0s	top 71%	268.9s (29.9%)	+72.8s	top 27%
Control allowed / 15 min	216.3s (24.0%)	99.5s (11.1%)	-116.8s	top 27%	185.9s (20.7%)	-30.4s	top 49%
KD rate / 15	0.40	1.30	+0.90	top 6.0%	0.09	-0.31	top 54%
KD Abs rate / 15	0.58	1.73	+1.15	top 92%	0.00	-0.58	top 31%
SLpM	2.99	7.07	+4.08	top 1.1%	4.64	+1.65	top 13%
SApM	3.38	3.09	-0.29	top 46%	3.82	+0.44	top 70%

Control expected / allowed per 15 min = total CTRL (or CTRL against) seconds ÷ fight seconds × 900. Shown as seconds and % of a 15-minute (900s) fight (e.g. 290.4s ≈ 32.3%).

Tulio vs division field

SS Acc **54.9%** (div avg 46.0%, top 18%) · SS Def **56.3%** (top 34%) · TDD **0.0%** — small sample (0 of 2 takedowns stopped). Last Greco class: Middleweight Bout.

Park vs division field

SLpM **4.64** (top 13%) · TDD **54.5%** (top 58%) · SS Def **51.4%** (top 55%). Last Greco class: Middleweight Bout.

Standing = share of the Middleweight pool at or better on that metric (“top X%”). For Control allowed / 15, KD Abs rate, and SApM, lower is better.

Marco Tulio — A/B/C/D Fight Tables

Locked next-build tables. **A/B** = every UFC round × opponent (most recent first); sig by **distance / clinch / ground only** (no head/body/leg). Striking time = mm:ss [% of round clock] (clock – CTRL). Stand/15* = projected sig pace if stand-up lasted a full 15 min on striking-time basis. **C/D** = fight-level grappling. C/D styles: **bold gold wash** = ≥1 TD attempt; muted = 0 attempts; **teal wash** = landed ≥1 TD vs historically strong career TDD (≥70%). Diff = subject sig landed – absorbed.

A — Offensive Significant Strikes — Marco Tulio

SS T/L = thrown/landed. Dist/Clin/Gnd = sig landed/thrown by position. Tot D/C/G uses UFCStats position splits (all distance strikes are significant).

Date	Opponent	R	WC	SS T/L	Diff	KD	Dist	Clin	Gnd	Tot T/L	Tot D/C/G	StrTime [%clk]	Stand/15 *
May 09, 2026	Roman Kopylov	1	Middleweight Bout	61/22	7	0	22/61	0/0	0/0	61/22	22/0/0	5:00 [100%]	66.0
May 09, 2026	Roman Kopylov	2	Middleweight Bout	57/26	4	0	26/57	0/0	0/0	67/36	26/0/0	5:00 [100%]	78.0
May 09, 2026	Roman Kopylov	3	Middleweight Bout	42/14	-10	0	14/41	0/1	0/0	50/22	14/0/0	5:00 [100%]	42.0
Nov 08, 2025	Christian Leroy Duncan	1	Middleweight Bout	17/8	0	0	6/13	2/4	0/0	25/15	6/2/0	2:29 [50%]	36.2
Nov 08, 2025	Christian Leroy Duncan	2	Middleweight Bout	40/19	4	0	16/36	3/4	0/0	50/27	16/3/0	3:18 [99%]	72.7
Apr 12, 2025	Tresean Gore	1	Middleweight Bout	110/77	64	1	72/104	4/4	1/2	117/84	72/4/1	4:44 [95%]	228.2
Apr 12, 2025	Tresean Gore	2	Middleweight Bout	65/50	46	1	46/57	0/0	4/8	78/56	46/0/4	2:49 [86%]	245.0
Jan 11, 2025	Ihor Potieria	1	Middleweight Bout	54/29	23	1	17/37	1/1	11/16	62/34	17/1/11	2:38 [86%]	96.8

B — Defensive Significant Strikes — Marco Tulio

Absorbed mirror. Abs T/L = opponent thrown/landed on subject. KD↓ = knockdowns absorbed. Abs/15 = distance sig absorbed per 15 min of striking time.

Date	Opponent	R	WC	Abs T/L	Diff	KD↓	Dist	Clin	Gnd	Tot Abs	Tot D/C/G	StrTime [%clk]	Abs/15*
May 09, 2026	Roman Kopylov	1	Middleweight Bout	39/15	7	0	15/39	0/0	0/0	39/15	15/0/0	5:00 [100%]	45.0
May 09, 2026	Roman Kopylov	2	Middleweight Bout	44/22	4	1	16/32	0/0	6/12	45/23	16/0/6	5:00 [100%]	48.0
May 09, 2026	Roman Kopylov	3	Middleweight Bout	41/24	-10	2	15/31	4/5	5/5	48/31	15/4/5	5:00 [100%]	45.0
Nov 08, 2025	Christian Leroy Duncan	1	Middleweight Bout	18/8	0	0	7/17	0/0	1/1	26/13	7/0/1	2:29 [50%]	42.3
Nov 08, 2025	Christian Leroy Duncan	2	Middleweight Bout	28/15	4	1	13/26	1/1	1/1	40/27	13/1/1	3:18 [99%]	59.1
Apr 12, 2025	Tresean Gore	1	Middleweight Bout	39/13	64	0	13/39	0/0	0/0	39/13	13/0/0	4:44 [95%]	41.2
Apr 12, 2025	Tresean Gore	2	Middleweight Bout	21/4	46	0	4/21	0/0	0/0	21/4	4/0/0	2:49 [86%]	21.3
Jan 11, 2025	Ihor Potieria	1	Middleweight Bout	15/6	23	0	6/15	0/0	0/0	15/6	6/0/0	2:38 [86%]	34.2

C — Offensive Takedowns — Marco Tulio

Opp TD allwd/f = opponent career takedowns absorbed ÷ UFC fights. Opp Career TDD% = 1 – (TD landed on them / TD attempted on them).

Date	Opponent	R	Res	TD A/L	Opp TD allwd/f	CTRL	Sub	Rev	Opp Career TDD%
May 09, 2026	Roman Kopylov	—	L	0/0	0.38	0:00	0	0	88.9%
Nov 08, 2025	Christian Leroy Duncan	—	L	5/2	1.82	2:33	0	0	59.2%
Apr 12, 2025	Tresean Gore	—	W	0/0	0.62	0:43	0	0	84.4%
Jan 11, 2025	Ihor Potieria	—	W	0/0	0.38	0:26	0	0	66.7%

D — Defensive Grappling — Marco Tulio

TD ag = takedown attempts/landed against subject. CTRL ag = opponent control. Fight TDD% = stuff rate in that fight; Opp TD Acc = opponent career offensive TD accuracy. Teal wash = opponent landed ≥1 TD despite subject's strong career TDD.

Date	Opponent	R	Res	TD ag A/L	CTRL ag	Sub ag	Rev ag	Fight TDD%	Opp TD Acc	Opp TD/f
May 09, 2026	Roman Kopylov	—	L	1/1	2:34	0	0	0.0%	—	0.85
Nov 08, 2025	Christian Leroy Duncan	—	L	1/1	1:10	0	0	0.0%	—	0.27
Apr 12, 2025	Tresean Gore	—	W	0/0	0:06	0	0	—	—	1.00
Jan 11, 2025	Ihor Potieria	—	W	0/0	0:00	0	0	—	—	0.38

JunYong Park — A/B/C/D Fight Tables

Locked next-build tables. **A/B** = every UFC round × opponent (most recent first); sig by **distance / clinch / ground only** (no head/body/leg). Striking time = mm:ss [% of round clock] (clock – CTRL). Stand/15* = projected sig pace if stand-up lasted a full 15 min on striking-time basis. **C/D** = fight-level grappling. C/D styles: **bold gold wash** = ≥1 TD attempt; muted = 0 attempts; **teal wash** = landed ≥1 TD vs historically strong career TDD (≥70%). Diff = subject sig landed – absorbed.

A — Offensive Significant Strikes — JunYong Park

SS T/L = thrown/landed. Dist/Clin/Gnd = sig landed/thrown by position. Tot D/C/G uses UFCStats position splits (all distance strikes are significant).

Date	Opponent	R	WC	SS T/L	Diff	KD	Dist	Clin	Gnd	Tot T/L	Tot D/C/G	StrTime [%clk]	Stand/15 *
Oct 25, 2025	Ikram Aliskerov	1	Middleweight Bout	43/17	-18	0	17/43	0/0	0/0	44/18	17/0/0	5:00 [100%]	51.0
Oct 25, 2025	Ikram Aliskerov	2	Middleweight Bout	55/38	3	0	34/51	1/1	3/3	60/42	34/1/3	4:55 [98%]	103.7
Oct 25, 2025	Ikram Aliskerov	3	Middleweight Bout	34/23	2	0	22/33	1/1	0/0	47/31	22/1/0	4:46 [95%]	69.2
Jun 21, 2025	Ismail Naurdiev	1	Middleweight Bout	77/26	-26	0	24/70	2/7	0/0	79/28	24/2/0	4:58 [99%]	72.5
Jun 21, 2025	Ismail Naurdiev	2	Middleweight Bout	13/9	-10	0	9/13	0/0	0/0	37/28	9/0/0	2:54 [58%]	46.5
Jun 21, 2025	Ismail Naurdiev	3	Middleweight Bout	19/10	5	0	5/13	2/3	3/3	71/36	5/2/3	0:29 [10%]	155.2
Oct 12, 2024	Brad Tavares	1	Middleweight Bout	46/19	-7	0	19/46	0/0	0/0	48/21	19/0/0	3:42 [74%]	77.0
Oct 12, 2024	Brad Tavares	2	Middleweight Bout	108/67	36	0	64/103	3/5	0/0	109/68	64/3/0	4:25 [88%]	217.4
Oct 12, 2024	Brad Tavares	3	Middleweight Bout	23/13	5	0	8/18	0/0	5/5	53/35	8/0/5	0:21 [7%]	342.9
Dec 09, 2023	Andre Muniz	1	Middleweight Bout	17/13	10	0	2/2	0/0	11/15	26/20	2/0/11	4:15 [85%]	7.1
Dec 09, 2023	Andre Muniz	2	Middleweight Bout	12/6	-3	0	6/12	0/0	0/0	24/16	6/0/0	4:57 [99%]	18.2
Dec 09, 2023	Andre Muniz	3	Middleweight Bout	31/8	6	0	3/11	0/0	5/20	46/16	3/0/5	2:50 [57%]	15.9
Jul 15, 2023	Albert Duraev	1	Middleweight Bout	54/25	5	0	25/54	0/0	0/0	54/25	25/0/0	4:43 [94%]	79.5
Jul 15, 2023	Albert Duraev	2	Middleweight Bout	42/25	14	1	22/39	2/2	1/1	84/52	22/2/1	3:03 [64%]	108.2
Feb 04, 2023	Denis Tiuliulin	1	Middleweight Bout	38/25	17	0	15/27	0/0	10/11	52/38	15/0/10	1:07 [27%]	201.5
Oct 29, 2022	Joseph Holmes	1	Middleweight Bout	24/12	-6	0	12/24	0/0	0/0	36/22	12/0/0	3:05 [62%]	58.4
Oct 29, 2022	Joseph Holmes	2	Middleweight Bout	9/6	4	0	2/4	0/0	4/5	40/26	2/0/4	0:22 [12%]	81.8
May 21, 2022	Eryk Anders	1	Middleweight Bout	36/25	9	0	16/27	9/9	0/0	37/26	16/9/0	4:53 [98%]	49.1
May 21, 2022	Eryk Anders	2	Middleweight Bout	52/31	15	0	27/46	4/6	0/0	54/33	27/4/0	4:36 [92%]	88.0
May 21, 2022	Eryk Anders	3	Middleweight Bout	96/49	16	0	42/88	7/8	0/0	96/49	42/7/0	5:00 [100%]	126.0
Oct 23, 2021	Gregory Rodrigues	1	Middleweight Bout	32/18	-15	0	18/32	0/0	0/0	34/20	18/0/0	5:00 [100%]	54.0

Date	Opponent	R	WC	SS T/L	Diff	KD	Dist	Clin	Gnd	Tot T/L	Tot D/C/G	StrTime [%clk]	Stand/15 *
Oct 23, 2021	Gregory Rodrigues	2	Middleweight Bout	77/38	3	0	36/74	2/3	0/0	78/39	36/2/0	2:44 [85%]	197.6
May 08, 2021	Tafon Nchukwi	1	Middleweight Bout	69/30	0	0	28/67	2/2	0/0	69/30	28/2/0	5:00 [100%]	84.0
May 08, 2021	Tafon Nchukwi	2	Middleweight Bout	35/16	-5	0	15/34	1/1	0/0	35/16	15/1/0	4:26 [89%]	50.8
May 08, 2021	Tafon Nchukwi	3	Middleweight Bout	41/25	18	0	5/16	0/0	20/25	51/33	5/0/20	1:45 [35%]	42.9
Oct 17, 2020	John Phillips	1	Middleweight Bout	9/3	3	0	0/0	0/0	3/9	79/51	0/0/3	0:51 [17%]	0.0
Oct 17, 2020	John Phillips	2	Middleweight Bout	6/1	-2	0	0/0	0/0	1/6	187/143	0/0/1	0:25 [8%]	0.0
Oct 17, 2020	John Phillips	3	Middleweight Bout	6/6	4	0	2/2	0/0	4/4	84/66	2/0/4	0:33 [11%]	54.5
Dec 21, 2019	Marc-Andre Barriault	1	Middleweight Bout	64/31	17	0	30/63	1/1	0/0	66/33	30/1/0	4:18 [86%]	104.7
Dec 21, 2019	Marc-Andre Barriault	2	Middleweight Bout	48/18	1	0	14/41	4/7	0/0	51/21	14/4/0	2:49 [56%]	74.6
Dec 21, 2019	Marc-Andre Barriault	3	Middleweight Bout	75/28	8	0	25/70	3/5	0/0	76/29	25/3/0	4:27 [89%]	84.3
Aug 31, 2019	Anthony Hernandez	1	Middleweight Bout	96/45	18	0	44/93	1/3	0/0	98/47	44/1/0	4:56 [99%]	133.8
Aug 31, 2019	Anthony Hernandez	2	Middleweight Bout	52/36	4	0	29/43	7/9	0/0	54/37	29/7/0	4:27 [96%]	97.8

B — Defensive Significant Strikes — JunYong Park

Absorbed mirror. Abs T/L = opponent thrown/landed on subject. KD↓ = knockdowns absorbed. Abs/15 = distance sig absorbed per 15 min of striking time.

Date	Opponent	R	WC	Abs T/L	Diff	KD↓	Dist	Clin	Gnd	Tot Abs	Tot D/C/G	StrTime [%clk]	Abs/15*
Oct 25, 2025	Ikram Aliskerov	1	Middleweight Bout	46/35	-18	0	33/44	1/1	1/1	48/37	33/1/1	5:00 [100%]	99.0
Oct 25, 2025	Ikram Aliskerov	2	Middleweight Bout	52/35	3	0	29/45	2/2	4/5	66/46	29/2/4	4:55 [98%]	88.5
Oct 25, 2025	Ikram Aliskerov	3	Middleweight Bout	36/21	2	0	17/31	0/1	4/4	60/43	17/0/4	4:46 [95%]	53.5
Jun 21, 2025	Ismail Naurdiev	1	Middleweight Bout	105/52	-26	0	48/96	4/9	0/0	108/54	48/4/0	4:58 [99%]	145.0
Jun 21, 2025	Ismail Naurdiev	2	Middleweight Bout	37/19	-10	0	15/27	3/6	1/4	45/25	15/3/1	2:54 [58%]	77.6
Jun 21, 2025	Ismail Naurdiev	3	Middleweight Bout	11/5	5	0	4/9	1/2	0/0	11/5	4/1/0	0:29 [10%]	124.1
Oct 12, 2024	Brad Tavares	1	Middleweight Bout	57/26	-7	0	23/52	0/0	3/5	60/27	23/0/3	3:42 [74%]	93.2
Oct 12, 2024	Brad Tavares	2	Middleweight Bout	80/31	36	0	31/79	0/1	0/0	80/31	31/0/0	4:25 [88%]	105.3
Oct 12, 2024	Brad Tavares	3	Middleweight Bout	12/8	5	0	8/12	0/0	0/0	19/15	8/0/0	0:21 [7%]	342.9
Dec 09, 2023	Andre Muniz	1	Middleweight Bout	4/3	10	0	3/4	0/0	0/0	11/10	3/0/0	4:15 [85%]	10.6
Dec 09, 2023	Andre Muniz	2	Middleweight Bout	16/9	-3	0	8/15	0/0	1/1	37/21	8/0/1	4:57 [99%]	24.2

Date	Opponent	R	WC	Abs T/L	Diff	KD↓	Dist	Clin	Gnd	Tot Abs	Tot D/C/G	StrTime [%clk]	Abs/15*
Dec 09, 2023	Andre Muniz	3	Middleweight Bout	10/2	6	0	2/10	0/0	0/0	12/4	2/0/0	2:50 [57%]	10.6
Jul 15, 2023	Albert Duraev	1	Middleweight Bout	47/20	5	0	20/47	0/0	0/0	47/20	20/0/0	4:43 [94%]	63.6
Jul 15, 2023	Albert Duraev	2	Middleweight Bout	30/11	14	0	11/29	0/1	0/0	36/15	11/0/0	3:03 [64%]	54.1
Feb 04, 2023	Denis Tiuliulin	1	Middleweight Bout	22/8	17	0	8/22	0/0	0/0	22/8	8/0/0	1:07 [27%]	107.5
Oct 29, 2022	Joseph Holmes	1	Middleweight Bout	36/18	-6	0	17/33	0/1	1/2	38/19	17/0/1	3:05 [62%]	82.7
Oct 29, 2022	Joseph Holmes	2	Middleweight Bout	4/2	4	0	2/4	0/0	0/0	4/2	2/0/0	0:22 [12%]	81.8
May 21, 2022	Eryk Anders	1	Middleweight Bout	30/16	9	0	11/24	5/6	0/0	37/22	11/5/0	4:53 [98%]	33.8
May 21, 2022	Eryk Anders	2	Middleweight Bout	38/16	15	0	12/33	4/5	0/0	44/20	12/4/0	4:36 [92%]	39.1
May 21, 2022	Eryk Anders	3	Middleweight Bout	74/33	16	0	33/74	0/0	0/0	74/33	33/0/0	5:00 [100%]	99.0
Oct 23, 2021	Gregory Rodrigues	1	Middleweight Bout	42/33	-15	0	24/31	1/1	8/10	49/39	24/1/8	5:00 [100%]	72.0
Oct 23, 2021	Gregory Rodrigues	2	Middleweight Bout	48/35	3	0	33/46	2/2	0/0	49/36	33/2/0	2:44 [85%]	181.1
May 08, 2021	Tafon Nchukwi	1	Middleweight Bout	69/30	0	0	25/63	5/6	0/0	71/32	25/5/0	5:00 [100%]	75.0
May 08, 2021	Tafon Nchukwi	2	Middleweight Bout	43/21	-5	0	19/40	2/3	0/0	48/24	19/2/0	4:26 [89%]	64.3
May 08, 2021	Tafon Nchukwi	3	Middleweight Bout	24/7	18	0	7/24	0/0	0/0	25/8	7/0/0	1:45 [35%]	60.0
Oct 17, 2020	John Phillips	1	Middleweight Bout	1/0	3	0	0/1	0/0	0/0	2/1	0/0/0	0:51 [17%]	0.0
Oct 17, 2020	John Phillips	2	Middleweight Bout	4/3	-2	0	3/4	0/0	0/0	6/4	3/0/0	0:25 [8%]	108.0
Oct 17, 2020	John Phillips	3	Middleweight Bout	9/2	4	0	2/9	0/0	0/0	17/8	2/0/0	0:33 [11%]	54.5
Dec 21, 2019	Marc-Andre Barriault	1	Middleweight Bout	47/14	17	0	14/46	0/1	0/0	48/15	14/0/0	4:18 [86%]	48.8
Dec 21, 2019	Marc-Andre Barriault	2	Middleweight Bout	41/17	1	0	16/38	1/3	0/0	45/21	16/1/0	2:49 [56%]	85.2
Dec 21, 2019	Marc-Andre Barriault	3	Middleweight Bout	72/20	8	0	19/71	1/1	0/0	73/21	19/1/0	4:27 [89%]	64.0
Aug 31, 2019	Anthony Hernandez	1	Middleweight Bout	67/27	18	0	26/63	1/4	0/0	67/27	26/1/0	4:56 [99%]	79.0
Aug 31, 2019	Anthony Hernandez	2	Middleweight Bout	43/32	4	0	23/34	2/2	7/7	62/47	23/2/7	4:27 [96%]	77.5

C — Offensive Takedowns — JunYong Park

Opp TD allwd/f = opponent career takedowns absorbed ÷ UFC fights. Opp Career TDD% = 1 – (TD landed on them / TD attempted on them).

Date	Opponent	R	Res	TD A/L	Opp TD allwd/f	CTRL	Sub	Rev	Opp Career TDD%
Oct 25, 2025	Ikram Aliskerov	—	L	0/0	0.00	0:19	0	0	100.0%
Jun 21, 2025	Ismail Naurdiev	—	W	8/2	1.38	6:39	1	0	74.4%
Oct 12, 2024	Brad Tavares	—	W	6/2	1.00	6:32	0	0	80.3%

Date	Opponent	R	Res	TD A/L	Opp TD allwd/f	CTRL	Sub	Rev	Opp Career TDD%
Dec 09, 2023	Andre Muniz	—	L	0/0	0.60	2:58	0	2	33.3%
Jul 15, 2023	Albert Duraev	—	W	1/0	0.25	1:59	3	0	66.7%
Feb 04, 2023	Denis Tiuliulin	—	W	3/1	1.17	2:58	1	0	72.0%
Oct 29, 2022	Joseph Holmes	—	W	4/2	1.25	4:37	2	0	44.4%
May 21, 2022	Eryk Anders	—	W	1/0	0.45	0:31	0	1	80.4%
Oct 23, 2021	Gregory Rodrigues	—	L	0/0	0.43	0:29	0	0	85.4%
May 08, 2021	Tafon Nchukwi	—	W	5/2	1.00	3:49	2	0	64.7%
Oct 17, 2020	John Phillips	—	W	4/4	2.00	13:11	0	0	7.7%
Dec 21, 2019	Marc-Andre Barriault	—	W	10/5	1.28	3:26	0	0	68.1%
Aug 31, 2019	Anthony Hernandez	—	L	0/0	0.54	0:16	0	0	68.2%

Above-expected TD (C) — JunYong Park

Landed ≥1 TD vs historically strong career TDD (≥70%): Ismail Naurdiev (Jun 21, 2025) TD 2/8 vs career TDD 74.4%; Brad Tavares (Oct 12, 2024) TD 2/6 vs career TDD 80.3%; Denis Tiuliulin (Feb 04, 2023) TD 1/3 vs career TDD 72.0%.

D — Defensive Grappling — JunYong Park

TD ag = takedown attempts/landed against subject. CTRL ag = opponent control. Fight TDD% = stuff rate in that fight; Opp TD Acc = opponent career offensive TD accuracy. Teal wash = opponent landed ≥1 TD despite subject's strong career TDD.

Date	Opponent	R	Res	TD ag A/L	CTRL ag	Sub ag	Rev ag	Fight TDD%	Opp TD Acc	Opp TD/f
Oct 25, 2025	Ikram Aliskerov	—	L	7/5	6:07	0	0	28.6%	—	1.67
Jun 21, 2025	Ismail Naurdiev	—	W	2/1	1:25	0	0	50.0%	—	1.50
Oct 12, 2024	Brad Tavares	—	W	0/0	0:42	0	0	—	—	0.61
Dec 09, 2023	Andre Muniz	—	L	14/11	9:34	0	1	21.4%	—	2.50
Jul 15, 2023	Albert Duraev	—	W	2/1	1:14	0	0	50.0%	—	1.50
Feb 04, 2023	Denis Tiuliulin	—	W	0/0	0:00	0	0	—	—	0.50
Oct 29, 2022	Joseph Holmes	—	W	0/0	0:39	0	1	—	—	0.50
May 21, 2022	Eryk Anders	—	W	24/3	4:45	0	0	87.5%	—	1.45
Oct 23, 2021	Gregory Rodrigues	—	L	4/2	3:20	0	1	50.0%	—	1.07
May 08, 2021	Tafon Nchukwi	—	W	2/1	0:34	0	0	50.0%	—	0.67
Oct 17, 2020	John Phillips	—	W	0/0	0:00	0	0	—	—	0.00
Dec 21, 2019	Marc-Andre Barriault	—	W	2/0	0:07	0	0	100.0%	—	0.22
Aug 31, 2019	Anthony Hernandez	—	L	9/6	4:33	1	0	33.3%	—	4.38

Thanks for Reading — Next Steps

Continue with FightingStats

- Bets, predictions & tape breakdowns → patreon.com/FightingStats
- Generate your own interactive matchups → fightingstats.com
- Public records & results → fightingstats.com/results

Bankroll Tracker Results

Pulled at build from **bankroll-10232026** (year sheets + all-time rollup). Figures are not hardcoded in the template.

Period	W-L	Profit	Units	ROI
2024	386-648	$61,106	+122.2u	14.7%
2025	716-989	$183,271	+366.5u	25.6%
2026 YTD	807-888	$48,812	+122.5u	7.8%
All-time since 2024	1909-2525	$293,189	+611.2u	16.7%
2026 Live Betting	272-197	$31,001	+65.9u	13.8%

Follow FightingStats & Art

@FightingStatsCom · @fightingstats · @FightingStatsCo · @fightingstatsco · Art on X: @MrElectricute · Site: fightingstats.com · Patreon

About the Author — Art C



Art C is a professional sports bettor with **20+ years** of experience, specializing in **UFC / MMA**. He spends **20+ hours per week** on stats and tape study. Tape breakdowns live on Patreon; the analysis drives the results shown above.

@MrElectricute · Patreon · fightingstats.com