FIGHTING STATS

Customer Matchup Package

Mateusz Rebecki vs **Elves Brener**

UFC Fight Night — Lightweight

Prelims

UFC Fight Night: Adesanya vs Magomedov · Dec 5, 2026

Inside this report

Matchup Brief — Mateusz Rebecki vs Elves Brener
Scouting Report — Mateusz Rebecki
Scouting Report — Elves Brener
Matchup Board A — Rebecki OFFENSE vs Brener DEFENSE
Matchup Board B — Rebecki DEFENSE vs Brener OFFENSE
Tale of the Tape
Career Striking Breakdown (multi-column)
Grappling Breakdown & Matchup Implications
Brener Leg Output vs Rebecki Leg Absorption
Brener Leg Offense — Round × Opponent
Rebecki Leg Defense — Absorbed (Round × Opponent)
Rebecki Leg Offense — Round × Opponent
Brener Leg Defense — Absorbed (Round × Opponent)
Opponent Career Historical Avg — Leg Sig Absorbed
Lightweight Division Context
Mateusz Rebecki — A/B/C/D Fight Tables
Elves Brener — A/B/C/D Fight Tables
Results & About FightingStats

Data as of 2026-11-22 · UFC career statistics

JOIN FOR FREE

This FightingStats report is available for FREE at Patreon.com/FightingStats for a limited time

JOIN FOR FREE

https://www.patreon.com/FightingStats

Build your own custom matchups at fightingstats.com (interactive matchups)

Public results: fightingstats.com/results

All-time since 2024: up +611.2 units at 16.7% ROI

Follow Fighting Stats

YT @FightingStatsCom IG @fightingstats X @FightingStatsCo TT @fightingstatsco

MATCHUP BRIEF — Rebecki vs Brener

Matchup Brief — Mateusz Rebecki vs Elves Brener

Fighting Stats Dashboard stats updated: 2026-11-22 pull (UFC Stats commit e87487e3, 2026-11-18 data refresh; UFC Stats data through UFC 334: Gane vs. Hokit, Nov 14, 2026) **Research as-of:** 2026-11-22 **Bout:** Lightweight — **Mateusz Rebecki (Blue)** vs **Elves Brener (Red)** — UFC Fight Night: Adesanya vs. Magomedov (Prelims per Tapology; listed by Sherdog and Wikipedia; not on the UFC.com event page as of Nov 22), Sat Dec 5, 2026, Riyadh, Saudi Arabia (UFC.com event venue: The Venue, Riyadh; Tapology, Sherdog and Wikipedia: ANB Arena)

1. Quick Tape

Mateusz Rebecki (Blue)		Elves Brener (Red)
21-5-0 (UFC **5-4**)	**Record**	**17-6-0** (UFC **4-3**)
34 on fight night (DOB Nov 3, 1992)	**Age**	**29** on fight night (DOB Sep 27, 1997)
5' 7" / 66" (UFC Stats; UFC.com 67 in / 66 in; leg reach 36.5 in, UFC.com)	**Height / Reach**	5' 10" / 72" (UFC Stats; Tapology; UFC.com 70 in / 72.5 in reach, 39.5 in leg reach)
Southpaw	**Stance**	Orthodox
American Top Team	**Gym**	Chute Boxe Diego Lima
Unranked (LW)	**Ranking**	Unranked (LW)
W1	**Streak**	W1
Kyle Prepolec — TKO (Punches) W (Aug 1, 2026)	**Last fight**	Josiah Harrell — TKO (Punches) W (Sep 26, 2026)
Pro: 10 KO / 7 SUB / 4 DEC	**Win methods**	Pro: 4 KO / 11 SUB / 2 DEC
Yes (2 KO/TKO, 1 SUB, 2 DEC losses)	**Finished before?**	Yes (1 KO/TKO, 0 SUB, 5 DEC losses)
~**4.1 months** (126 days)	**Layoff into this bout**	~**2.3 months** (70 days)
Lightweight. Catchweights at 158 lb vs. Roberts (Roberts missed weight) and 160 lb vs. Orolbai (UFC.com/Tapology; Wikipedia)	**Weight history**	Lightweight in the UFC, including a 165-lb catchweight win over Kruschewsky (Tapology; UFC Stats). He fought at featherweight on the regional scene, where he won the Mr. Cage interim featherweight title in 2019 (Tapology)

2. Statistical Edges (UFC — UFC Stats)

Lightweight division averages from UFC Stats (n=457 with metrics). Rebecki: 9 UFC fights; Brener: 7 UFC fights.

Rebecki (9, 105.0 min)	Metric	Brener (7, 80.1 min)	Edge
5.43 (pctl 92)	**SLpM**	4.82 (pctl 86)	Rebecki
4.29 (pctl 29)	**SApM**	5.67 (pctl 11)	Rebecki
49.4% (pctl 76)	**Str Acc**	48.5% (pctl 72)	Rebecki
55.0% (pctl 51)	**Str Def**	50.9% (pctl 33)	Rebecki
50.0% (pctl 75)	**TD Acc**	16.7% (pctl 18)	Rebecki
53.3% (pctl 41)	**TD Def**	71.4% (pctl 71)	Brener
4:20 (pctl 78)	**CTRL /15**	1:10 (pctl 26)	Rebecki

Rebecki (9, 105.0 min)	Metric	Brener (7, 80.1 min)	Edge
1:49 (pctl 74)	**CTRL against /15**	2:40 (pctl 59)	Rebecki
0.71 (pctl 89)	**KD rate /15**	0.56 (pctl 85)	Rebecki
0.00 (pctl 63)	**KD absorbed /15**	0.37 (pctl 38)	Rebecki
2.86 (20/40)	**TD Avg /15**	0.94 (5/30)	Rebecki
0.29	**Sub Avg /15**	0.00	Rebecki
Distance 70.7% / Clinch 4.7% / Ground 24.6%	**Position share (sig landed)**	Distance 91.7% / Clinch 3.1% / Ground 5.2%	—

3. Style Clash (sourced, how they normally win)

Rebecki path (how he has been winning): Grappling-led pressure: BJJ base with 20 UFC takedowns, 4:20 of control per 15 minutes and high strike volume. Former FEN lightweight champion (Wikipedia; UFC Stats).

Brener path (how he has been winning): Submissions on the regional scene (11 of 17 wins) but KO/TKO power in the UFC (three knockdowns; three of four UFC wins by KO/TKO), with 71% takedown defence (UFC Stats; UFC.com).

Central tension: Rebecki's takedowns and top control against Brener's 71% takedown defence. Both land at a high rate but also absorb a lot.

Physicals + stance: Brener is 5'10" with a 72" reach; Rebecki is 5'7" with a 66" reach (UFC Stats). That gives Brener a 3-inch height and 6-inch reach edge. Rebecki is southpaw, Brener orthodox (UFC Stats).

Shared opponents / links: Myktybek Orolbai: Rebecki beat him by split decision at UFC 308 (160-lb catchweight); Brener lost to him by unanimous decision at UFC 301 (UFC Stats). Both men lost decisions on the same Aug 2, 2025 card (UFC Fight Night: Taira vs. Park). Brener lost to Gabriel "Mosquitinho" Santos at Future MMA 12 in 2020 (Sherdog).

4. Optimal Matchup Path (keys — not picks)

For Rebecki (Blue)

- Close the reach gap and get the fight to the mat, where he averages 4:20 of control per 15 minutes (UFC Stats).
- Stay disciplined late in round three, where both of his UFC stoppage losses happened.
- Out-work Brener; Rebecki lands 5.43 per minute and Brener absorbs 5.67 (UFC Stats).

For Brener (Red)

- Use the 6-inch reach edge at distance; 91.7% of his UFC significant strikes land at distance (UFC Stats).
- Defend takedowns as he has (71.4%) and make Rebecki strike.
- Look for the power shot that produced three UFC knockdowns (UFC Stats).

Expectation-break watch: Whether Brener's 71.4% takedown defence holds up against Rebecki's 2.86 takedowns per 15 minutes (UFC Stats), and whether a grappling match on Nov 13 (Tapology) affects his camp.

5. Last Five Fights (dates + time between)

Rebecki — last 5

#	Date	Opponent	Result	Method	Time since prior
1	**Aug 1, 2026**	Kyle Prepolec (UFC Fight Night 283 - Medic vs. Rodriguez)	W	TKO (Punches) R1	**84 days** after Dawson
2	**May 9, 2026**	Grant Dawson (UFC 328 - Chimaev vs. Strickland)	L	Submission (Rear-Naked Choke) R3	**196 days** after Klein
3	**Oct 25, 2025**	Ludovit Klein (UFC 321 - Aspinall vs. Gane)	L	Decision (Majority)	**84 days** after Duncan

#	Date	Opponent	Result	Method	Time since prior
4	**Aug 2, 2025**	Chris Duncan (UFC on ESPN 71 - Taira vs. Park)	L	Decision (Unanimous)	**280 days** after Orolbai
5	**Oct 26, 2024**	Myktybek Orolbai (UFC 308 - Topuria vs. Holloway)	W	Decision (Split)	**168 days** after Ferreira

Into UFC Fight Night: Adesanya vs. Magomedov (Dec 5, 2026): 126 days (~4.1 months) since Prepolec.

Brener — last 5

#	Date	Opponent	Result	Method	Time since prior
1	**Sep 26, 2026**	Josiah Harrell (UFC Fight Night 289 - Rosas Jr. vs. Barcelos)	W	TKO (Punches) R1	**420 days** after Ribovics
2	**Aug 2, 2025**	Esteban Ribovics (UFC on ESPN 71 - Taira vs. Park)	L	Decision (Unanimous)	**364 days** after Alvarez
3	**Aug 3, 2024**	Joel Alvarez (UFC on ABC 7 - Sandhagen vs. Nurmagomedov)	L	TKO (Knees and Punches) R3	**91 days** after Orolbai
4	**May 4, 2024**	Myktybek Orolbai (UFC 301 - Pantoja vs. Erceg)	L	Decision (Unanimous)	**182 days** after Kruschewsky
5	**Nov 4, 2023**	Kaynan Kruschewsky (UFC Fight Night 231 - Almeida vs. Lewis)	W	KO (Punch) R1	**126 days** after Kutateladze

Into UFC Fight Night: Adesanya vs. Magomedov (Dec 5, 2026): 70 days (~2.3 months) since Harrell.

6. Betting Snapshot

Disclaimer: Informational only. **Not betting advice.** As-of **2026-11-22**.

Source	Rebecki	Brener
UFC.com	bout not listed; no odds	bout not listed; no odds
Tapology community picks (event page)	68%	32%

7. Social Handles

Fighter	Instagram	X / Other	Notes
Mateusz Rebecki	@rebeasti	@RebeckiMateusz	Linked from the UFC.com athlete page
Elves Brener	@elvesbrener	@ElvesBrener	Linked from the UFC.com athlete page

No invented posts.

8. Sources

- Full reports: `mateusz-rebecki-scouting-report-2026-11-22.md`, `elves-brener-scouting-report-2026-11-22.md`
- UFC Stats (UFC Stats scrape): 2026-11-22 pull (UFC Stats commit e87487e3, 2026-11-18 data refresh; UFC Stats data through UFC 334: Gane vs. Hokit, Nov 14, 2026)
- UFC.com event page (https://www.ufc.com/event/ufc-fight-night-december-05-2026) and athlete pages; Sherdog fighter records; Tapology event page; Wikipedia
- lowking.pl, 'Nieoficjalnie: Mateusz Rebecki wystapi na grudniowej gali UFC Rijad, zmierzy sie z brazylijskim awanturnikiem' (https://www.lowking.pl/nieoficjalnie-mateusz-rebecki-wystapi-na-grudniowej-gali-ufc-rijad-zmierzy-sie-z-brazylijskim-awanturnikiem/), Nov 17, 2026 (cited by Wikipedia; Polish)

- Tapology bout page (https://www.tapology.com/fightcenter/bouts/1204886-ufc-fight-night-mateusz-rebecki-vs-elves-brener), checked 2026-11-22
- UFC.com rankings (https://www.ufc.com/rankings), checked 2026-11-22 — neither fighter in the official lightweight top 15
- Wikipedia event page (https://en.wikipedia.org/wiki/UFC_Fight_Night:_Adesanya_vs._Magomedov), checked 2026-11-22 — lists the bout under 'Announced bouts'
- UFC.com event page (https://www.ufc.com/event/ufc-fight-night-december-05-2026), checked 2026-11-22 — lists 12 bouts; this bout is not on it
- Sherdog event page (https://www.sherdog.com/events/UFC-Fight-Night-295-Adesanya-vs-Magomedov-114777), checked 2026-11-22 — lists this bout (13 bouts)
- Tapology event page (https://www.tapology.com/fightcenter/events/148816-ufc-fight-night), checked 2026-11-22 — 14 bouts; this bout on the prelims, 3 x 5, 155 lb; community picks
- Tapology fighter page (https://www.tapology.com/fightcenter/fighters/65128-mateusz-rbecki-chiczyk), checked 2026-11-22
- Tapology fighter page (https://www.tapology.com/fightcenter/fighters/131388-elvis-brenner), checked 2026-11-22

Fighting Stats. Compact matchup package. As-of 2026-11-22.

SCOUTING REPORT — Mateusz Rebecki (Blue)

Mateusz Rebecki — Professional Scouting Report

Fighting Stats As-of: 2026-11-22 **Dashboard stats updated:** 2026-11-22 pull (UFC Stats commit e87487e3, 2026-11-18 data refresh; UFC Stats data through UFC 334: Gane vs. Hokit, Nov 14, 2026) **Slug:** `mateusz-rebecki`

Fighter Header / Tombstone

Field	Detail
Full Name	Mateusz Tadeusz Rebecki (Wikipedia; Tapology); billed as Mateusz Rebecki (UFC.com). UFC Stats spells it Rebecki
Nickname	Chinczyk (Sherdog); UFC.com and Tapology list no nickname
Weight Class & Ranking	Lightweight — unranked (UFC.com official rankings, checked Nov 22, 2026)
Record	**21-5-0** (Sherdog); **UFC 5-4-0** (UFC Stats)
DOB / Age	Nov 3, 1992 (UFC Stats; Sherdog, Tapology and Wikipedia: Oct 3, 1992) / **34** (as of 2026-11-22; **34** on fight night Dec 5, 2026)
Birthplace	Gryfice, Poland (UFC.com; Tapology)
Fights Out Of	Szczecin, Poland (Sherdog; Tapology)
Gym	American Top Team (UFC.com; Sherdog). Tapology lists Octopus Lódz as his affiliation and Berserker's Team as another team — source conflict
Height / Reach	5' 7" / 66" (UFC Stats; UFC.com 67 in / 66 in; leg reach 36.5 in, UFC.com)
Stance	Southpaw (UFC Stats TOTT)
UFC	UFC
UFC Stats	UFC Stats
Sherdog	Sherdog

1. Early Life and Athletic Background

Born in Gryfice, Poland (UFC.com). Sherdog, Tapology and Wikipedia give his date of birth as Oct 3, 1992; UFC Stats lists Nov 3, 1992. He told UFC.com he has loved sports since he was a kid. He lists titles as a two-time Polish ADCC champion and three-time European BJJ champion. He says he went to college but did not finish, and worked as a bodyguard before fighting. His favourite techniques are the armbar and the left cross (UFC.com Q&A). Tapology lists Brazilian jiu-jitsu as his foundation style. His only amateur bout on record is a heel-hook win over Robert Gawron in Oct 2013 (Sherdog; Tapology).

Sources: UFC.com athlete page (Q&A); Sherdog; Tapology; Wikipedia (Mateusz Rebecki); UFC Stats

2. Training Gym, Coaches, and Training Partners

- **American Top Team** is his gym on UFC.com and Sherdog. Tapology lists Octopus Lódz and Berserker's Team, so the sources do not agree.
- UFC.com lists his fighting style as **Brazilian Jiu-Jitsu**. His seven submission wins are three heel hooks, three armbars and a rear-naked choke (UFC.com).

Sources: UFC.com athlete page; Sherdog; Tapology

2B. Social Media Deep Dive

Platform	Handle / URL	Status (as of 2026-11-22)
Instagram	@rebeasti	Linked from the UFC.com athlete page

Platform	Handle / URL	Status (as of 2026-11-22)
X	@RebeckiMateusz	Linked from the UFC.com athlete page

Posts that matter (sourced, not invented captions):

- No public injury, camp-change or withdrawal posts located for this fight week as of 2026-11-22.

3. Injury History and Medical Information

Documented items:

- No public injury withdrawals by Rebecki located.
- **Opponent changes:** Omar Morales withdrew from his UFC debut and was replaced by Nick Fiore. Nurullo Aliev withdrew injured from UFC 295 and was replaced by Roosevelt Roberts, who missed weight. A Joel Álvarez booking for Apr 27, 2024 was cancelled when Álvarez withdrew (Wikipedia; Tapology).
- **Finished in the UFC:** TKO'd by punches from mount by Diego Ferreira at 4:51 of R3 (May 2024) and submitted by Grant Dawson's rear-naked choke at 4:42 of R3 (May 2026) (UFC Stats).
- **Longest gap between pro bouts: 533 days** (Jul 31, 2015 → Jan 14, 2017) (Sherdog dates).
- **Knockdowns absorbed in the UFC:** UFC Stats credits opponents with **0** knockdowns against Rebecki in 9 UFC fights.
- **Into UFC Fight Night: Adesanya vs. Magomedov (Dec 5, 2026): 126 days** since the last bout (Aug 1, 2026). Active on UFC.com and booked; no public injury disclosure for this camp located beyond the items above.

No medical clearance claim beyond public activity and the confirmed booking.

Sources: Wikipedia (Mateusz Rebecki); Tapology; UFC Stats

4. Professional Fight Promotions and Career Trajectory

Pro since Apr 2014 (Sherdog). He went 3-1 on Polish regional shows; the loss was a KO by Pawel Kielek (Sherdog spelling) at Gryf Arena Fight Night 2 in Sep 2014. He then joined Fight Exclusive Night (FEN) in Jul 2015 with a Submission of the Night armbar. He won the vacant FEN lightweight title by fourth-round TKO of Marian Ziólkowski (Mar 2018) and, per Wikipedia, made seven successful defences: Kopera, Imavov, Magomedov, Fabiano Silva, Barrios, Maia and Osipyan (a five-round decision, Nov 2021). He also had a non-title TKO of Kaik Brito in Macau (Jul 2019). He earned a UFC contract with a first-round rear-naked choke of Rodrigo Lídio on Dana White's Contender Series (Aug 30, 2022). In the UFC (UFC Stats 5-4) he started 3-0 (Fiore UD, Radzhabov R2 TKO, Roberts R1 armbar). He was then TKO'd by Diego Ferreira and won a split decision over Myktybek Orolbai at a 160-lb catchweight (Fight of the Night). Three straight losses followed: Chris Duncan (UD, co-main, Fight of the Night), Ludovít Klein (MD, Fight of the Night) and Grant Dawson (R3 RNC). He snapped the skid with a first-round TKO of Kyle Prepolec in Belgrade (Aug 1, 2026) (Wikipedia; UFC Stats; Sherdog).

Sources: Sherdog; Wikipedia (Mateusz Rebecki); UFC.com athlete page; UFC Stats; Tapology

5. Professional Record and Method Breakdown

Method pies — counts (overall pro — Sherdog)

Wins (21): KO/TKO **10** (48%) · Submission **7** (33%) · Decision **4** (19%) **Losses (5):** KO/TKO **2** (40%) · Submission **1** (20%) · Decision **2** (40%)

Pro losses (5, Sherdog): KO/TKO 2 (Kielek 2014, Ferreira 2024) · Submission 1 (Dawson) · Decision 2 (Duncan, Klein).

UFC wins (5 — UFC Stats): KO/TKO **2** · Submission **1** · Decision **2 UFC losses (4):** KO/TKO **1** · Submission **1** · Decision **2**

Finish subtype pies (UFC-only — UFC Stats METHOD+DETAILS)

UFC KO/TKO wins: Punches (Ground / GnP) **1** · Punches (Distance) **1 UFC SUB wins:** Armbar **1 UFC finishing losses:** Grant Dawson (Submission, Rear Naked Choke); Diego Ferreira (KO/TKO, Punches to Head From Mount)

Pro win finishes (Sherdog): KO/TKO — Punches **4**, Punch **2**, Elbows **1**, Punches and Elbows **1**, Corner Stoppage **1**, Punch to the Body **1** · Submission — Armbar **3**, Rear-Naked Choke **1**, Heel Hook **3**

Complete professional record (Sherdog; UFC rows cross-checked to UFC Stats)

Date	Opponent	Result	Method	R	Event	Opp. UFC rec (at fight)
2026-08-01	Kyle Prepolec	**W**	TKO (Punches)	1	UFC Fight Night 283 - Medic vs. Rodriguez	0-4-0
2026-05-09	Grant Dawson	**L**	Submission (Rear-Naked Choke)	3	UFC 328 - Chimaev vs. Strickland	11-2-1
2025-10-25	Ludovit Klein	**L**	Decision (Majority)	3	UFC 321 - Aspinall vs. Gane	7-3-1
2025-08-02	Chris Duncan	**L**	Decision (Unanimous)	3	UFC on ESPN 71 - Taira vs. Park	4-1-0
2024-10-26	Myktybek Orolbai	**W**	Decision (Split)	3	UFC 308 - Topuria vs. Holloway	2-0-0
2024-05-11	Diego Ferreira	**L**	TKO (Punches)	3	UFC on ESPN 56 - Lewis vs. Nascimento	9-5-0
2023-11-11	Roosevelt Roberts	**W**	Submission (Armbar)	1	UFC 295 - Prochazka vs. Pereira	4-3-0
2023-06-24	Loik Radzhabov	**W**	TKO (Punch)	2	UFC on ABC 5 - Emmett vs. Topuria	1-0-0
2023-01-14	Nick Fiore	**W**	Decision (Unanimous)	3	UFC Fight Night 217 - Strickland vs. Imavov	0-0-0
2022-08-30	Rodrigo Lidio	**W**	Submission (Rear-Naked Choke)	1	Dana White's Contender Series - Contender Series 2022: Week 6	—
2021-11-27	Arkadiy Osipyan	**W**	Decision (Unanimous)	5	FEN 37 - ENERGA Fight Night Wroclaw	—
2021-10-16	Felipe da Silva Maia	**W**	KO (Punches)	1	FEN 36 - Fight Night Szczecin	—
2021-02-20	Jose Daniel Barrios	**W**	KO (Punch)	1	FEN 32 - LOTOS Fight Night 4	—
2020-06-13	Fabiano Silva	**W**	TKO (Punches)	1	FEN 28 - LOTOS Fight Night	—
2020-01-18	Magomed Magomedov	**W**	TKO (Elbows)	2	FEN 27 - Rebecki vs. Magomedov	—
2019-07-27	Kaik Brito	**W**	TKO (Punches and Elbows)	3	Battlefield FC 2 - Battlefield Fighting Championship 2	—
2019-01-12	Daguir Imavov	**W**	TKO (Corner Stoppage)	1	FEN 23 - Rebecki vs. Imavov	—
2018-10-20	Lukasz Kopera	**W**	TKO (Punches)	3	FEN 22 - Poznan	—
2018-03-10	Marian Ziolkowski	**W**	KO (Punch to the Body)	4	FEN 20 - Next Level	—
2017-08-12	Dmitriy Golbaev	**W**	Submission (Armbar)	3	FEN 18 - Summer Edition	—
2017-01-14	Adam Golonkiewicz	**W**	Decision (Unanimous)	3	FEN 15 - Final Strike	—
2015-07-31	Jacek Kreft	**W**	Submission (Armbar)	1	FEN 8 - Summer Edition	—
2014-09-20	Pawel Kielek	**L**	KO (Punches)	2	GA - Fight Night 2	—

Date	Opponent	Result	Method	R	Event	Opp. UFC rec (at fight)
2014-08-09	Oleg Obrevko	**W**	Submission (Heel Hook)	1	MMA Koszalin - Poland vs. Ukraine	—
2014-06-07	Semen Tyrlya	**W**	Submission (Heel Hook)	1	BA 6 - Exped Cup	—
2014-04-05	Pawel Zegar	**W**	Submission (Heel Hook)	1	GA 1 - Gryf Arena Fight Night 1	—

Record notes: UFC.com, Sherdog and Tapology agree on **21-5-0**. Sherdog's pro record includes the Contender Series win over Lídio, which UFC Stats leaves out (UFC 5-4).

Source conflicts:

- **Date of birth:** Sherdog, Tapology and Wikipedia say Oct 3, 1992; UFC Stats says Nov 3, 1992. UFC.com shows age 33, which matches neither date as of Nov 22.
- **Ferreira loss:** UFC.com's fight-history note says 4:59 of the first round. UFC Stats, Sherdog and Tapology all have R3 4:51.
- **Klein loss:** Wikipedia dates it Oct 26, 2025; UFC Stats, Sherdog, UFC.com and Tapology say Oct 25, 2025.
- **Prepolec finish:** Sherdog says TKO (Punches); UFC Stats says punches to head on the ground; Tapology says punches from back control.
- **Takedowns:** UFC.com's athlete page shows 3 of 44, but UFC Stats has **20 of 40** across his 9 UFC fights. This report uses UFC Stats.

Finish Subtype Trends — Mateusz Rebecki

UFC-only subtypes parsed from UFC Stats METHOD + DETAILS (no invention). **Full pro (Research)** subtypes appear only where the scouting report already states them. Coverage differs for pre-UFC bouts — labels mark the source.

UFC-only win finishes (METHOD + DETAILS)

KO/TKO wins: **2** · Submission wins: **1**

KO/TKO subtypes

Subtype	Wins	Share
Punches (Ground / GnP)	1	50.0%
Punches (Distance)	1	50.0%

Submission subtypes

Subtype	Wins	Share
Armbar	1	100.0%

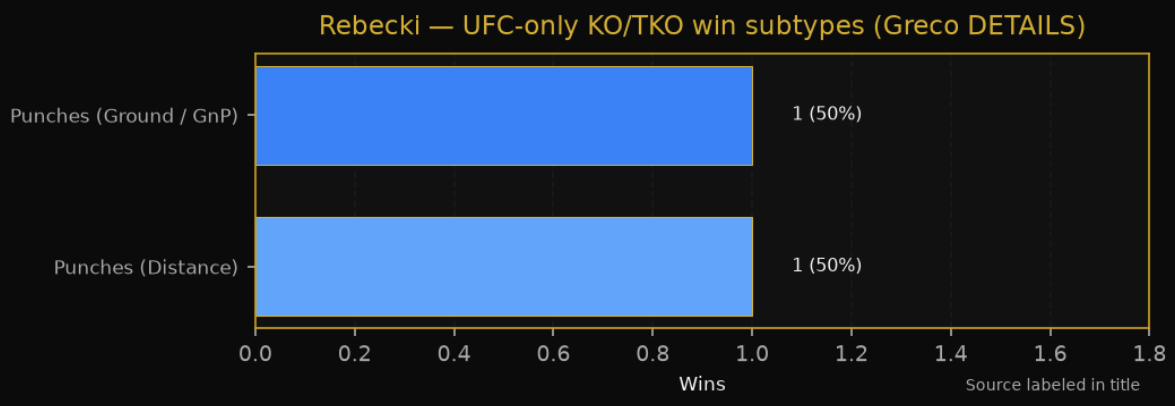

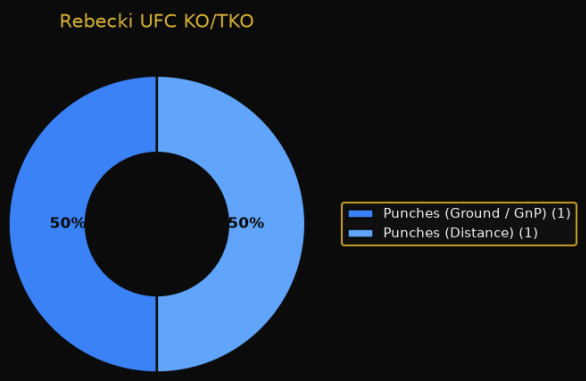

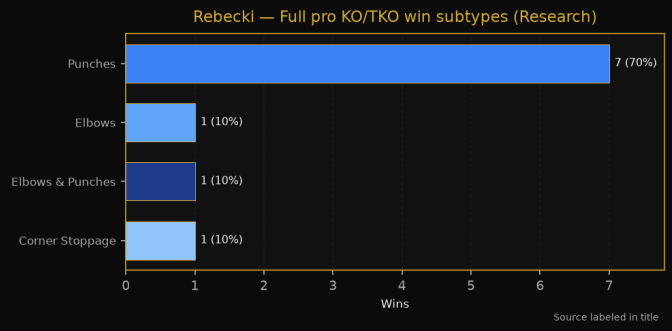

Full pro win finishes (Research Markdown)

KO/TKO wins (Research subtypes): **10** · Submission wins: **7** — includes pre-UFC.

Family	Subtype	Wins	Share	Source
KO/TKO	Punches	7	70.0%	Research
KO/TKO	Elbows	1	10.0%	Research
KO/TKO	Elbows & Punches	1	10.0%	Research
KO/TKO	Corner Stoppage	1	10.0%	Research
Submission	Armbar	3	42.9%	Research
Submission	Heel Hook	3	42.9%	Research
Submission	Rear Naked Choke	1	14.3%	Research

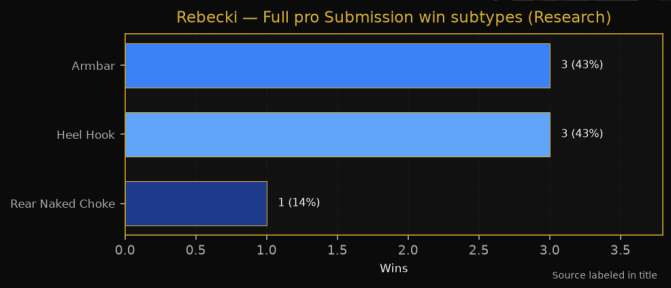

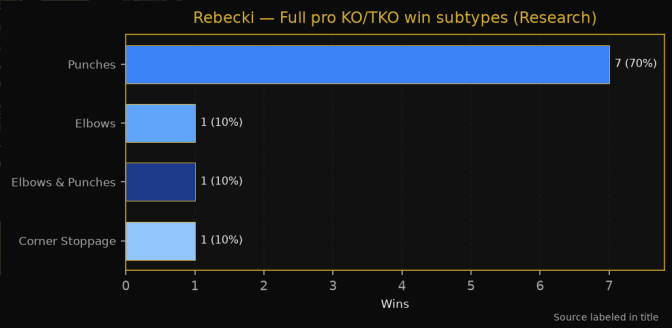

Trend reads

- UFC-only KO/TKO wins (2): top subtype Punches (Ground / GnP) (1/2, 50.0%).
- UFC-only submission wins (1): Armbar 1/1 (100.0%).
- UFC finishing losses: Punches (Ground / GnP) x1 (KO/TKO); Rear Naked Choke x1 (Submission).
- Full pro (Research) win finish subtypes -- KO/TKO Punches x7, Elbows x1, Elbows & Punches x1, Corner Stoppage x1; SUB Armbar x3, Heel Hook x3, Rear Naked Choke x1 (includes pre-UFC; Research method strings).
- Pre-UFC / Research-only subtypes not seen in UFC Stats DETAILS: Elbows & Punches.

UFC finishing losses (for context)

- KO/TKO — Punches (Ground / GnP) ×1
- Submission — Rear Naked Choke ×1

MATEUSZ REBECKI — FIGHT NARRATIVES (UFC)

Round stats from UFC Stats; official results from UFC Stats / Sherdog. All UFC fights shown.

vs Kyle Prepolec (Aug 1, 2026) — W KO/TKO R1 4:41 (Punches to Head On Ground) — UFC Fight Night: Medic vs. Rodriguez (Lightweight)

- **Context:** Tapology lists Rebecki as a -1100 favourite. The win ended a three-fight losing run.
- **R1: 75/98** significant strikes vs Prepolec's 2/13, 1/1 takedowns, **4:04** of control.
- **Fight:** 75/98 significant strikes vs 2/13; takedowns 1/1 vs 0/0; control 4:04 vs 0:00.

vs Grant Dawson (May 9, 2026) — L SUB R3 4:42 (Rear Naked Choke) — UFC 328: Chimaev vs. Strickland (Lightweight)

- **Context:** Tapology lists him at +120. Dawson is now #15 in UFC.com's official lightweight rankings.
- **R1: 8/11** significant strikes vs Dawson's 13/21, 0/2 takedowns, **0:50** of control, controlled for 2:37, Dawson 1 submission attempt.
- **R2: 24/51** significant strikes vs Dawson's 20/69, **1** knockdown scored, 1/3 takedowns, Dawson 0/2 takedowns, **1:29** of control.
- **R3: 1/2** significant strikes vs Dawson's 2/4, Dawson 1/1 takedowns, controlled for 4:17, Dawson 3 submission attempts.
- **Fight:** 33/64 significant strikes vs 35/94; takedowns 1/5 vs 1/3; control 2:22 vs 7:08; knockdowns 1–0.
- **Tape signal:** Scored a knockdown in a loss; Dawson controlled 7:08 of the fight.

vs Ludovit Klein (Oct 25, 2025) — L MD (28-29, 27-28, 28-28) — UFC 321: Aspinall vs. Gane (Lightweight)

- **Context:** Fight of the Night (Wikipedia). One judge scored it 28-28.
- **R1: 21/50** significant strikes vs Klein's 25/45, 0/5 takedowns, **0:47** of control.
- **R2: 21/61** significant strikes vs Klein's 38/67, 1/3 takedowns, **0:23** of control.
- **R3: 30/48** significant strikes vs Klein's 19/28, 2/4 takedowns, **3:53** of control.
- **Fight:** 72/159 significant strikes vs 82/140; takedowns 3/12 vs 0/0; control 5:03 vs 0:00.

vs Chris Duncan (Aug 2, 2025) — L UD (28-29, 28-29, 27-30) — UFC Fight Night: Taira vs. Park (Lightweight)

- **Context:** Co-main event; Fight of the Night (Wikipedia). Tapology lists Rebecki as a -230 favourite.
- **R1: 32/74** significant strikes vs Duncan's 19/62, 0/1 takedowns, Duncan 0/1 takedowns, **1:00** of control.
- **R2: 38/88** significant strikes vs Duncan's 25/62, 1/1 takedowns, **0:19** of control.
- **R3: 44/105** significant strikes vs Duncan's 48/98, 1/4 takedowns, controlled for 0:27.
- **Fight:** 114/267 significant strikes vs 92/222; takedowns 2/6 vs 0/1; control 1:23 vs 0:27.
- **Tape signal:** Lost the decision despite out-landing Duncan 114-92.

vs Myktybek Orolbai (Oct 26, 2024) — W SD (28-29, 29-28, 29-28) — UFC 308: Topuria vs. Holloway (Catch Weight)

- **Context:** Moved to a 160-lb catchweight (Wikipedia). Fight of the Night; MMA Mania named it a 2024 Fight of the Year pick (Wikipedia). Tapology lists Rebecki at +200. Orolbai also beat Brener by UD at UFC 301.
- **R1: 27/57** significant strikes vs Orolbai's 22/51, 0/1 takedowns.
- **R2: 23/55** significant strikes vs Orolbai's 25/57, Orolbai 1/4 takedowns, **0:15** of control, controlled for 0:44.
- **R3: 21/34** significant strikes vs Orolbai's 14/27, **1** knockdown scored, 3/3 takedowns, Orolbai 1/1 takedowns, **2:09** of control, controlled for 1:21.
- **Fight:** 71/146 significant strikes vs 61/135; takedowns 3/4 vs 2/5; control 2:24 vs 2:05; knockdowns 1–0.

vs Diego Ferreira (May 11, 2024) — L KO/TKO R3 4:51 (Punches to Head From Mount) — UFC Fight Night: Lewis vs. Nascimento (Lightweight)

- **Context:** Tapology lists Rebecki as a -500 favourite. This was his first loss since 2014.
- **R1: 30/60** significant strikes vs Ferreira's 21/65, **1** knockdown scored, **1:16** of control.
- **R2: 16/48** significant strikes vs Ferreira's 40/79, 3/4 takedowns, Ferreira 1/1 takedowns, **0:55** of control, controlled for 0:25.
- **R3: 6/29** significant strikes vs Ferreira's 62/97, 1/1 takedowns, Ferreira 2/2 takedowns, **0:15** of control, controlled for 1:47.
- **Fight:** 52/137 significant strikes vs 123/241; takedowns 4/5 vs 3/3; control 2:26 vs 2:12; knockdowns 1–0.
- **Tape signal:** Scored a knockdown in a loss.

vs Roosevelt Roberts (Nov 11, 2023) — W SUB R1 3:08 (Armbar From Bottom Guard) — UFC 295: Prochazka vs. Pereira (Lightweight)

- **Context:** Late replacement for the injured Nurullo Aliev. Roberts missed weight and the bout went ahead at catchweight (Wikipedia).
- **R1: 10/16** significant strikes vs Roberts's 2/7, 2/2 takedowns, **2:14** of control, 1 submission attempt.

- **Fight:** 10/16 significant strikes vs 2/7; takedowns 2/2 vs 0/0; control 2:14 vs 0:13.

vs Loik Radzhabov (Jun 24, 2023) — W KO/TKO R2 2:36 (Punch to Head At Distance) — UFC Fight Night: Emmett vs. Topuria (Lightweight)

- **Context:** Radzhabov missed weight at 157.25 lb and the bout went ahead at catchweight (Wikipedia).
- **R1: 28/54** significant strikes vs Radzhabov's 10/30, 1/1 takedowns, **1:53** of control, 1 submission attempt.
- **R2: 26/41** significant strikes vs Radzhabov's 9/24, **2** knockdowns scored.
- **Fight:** 54/95 significant strikes vs 19/54; takedowns 1/1 vs 0/0; control 1:57 vs 0:03; knockdowns 2–0.

vs Nick Fiore (Jan 14, 2023) — W UD (30-26, 30-27, 30-27) — UFC Fight Night: Strickland vs. Imavov (Lightweight)

- **Context:** Replacement for Omar Morales in Rebecki's UFC debut (Wikipedia).
- **R1: 54/101** significant strikes vs Fiore's 20/53, 1/1 takedowns, **1:32** of control.
- **R2: 23/49** significant strikes vs Fiore's 11/31, 1/2 takedowns, Fiore 1/2 takedowns, **2:43** of control, controlled for 0:30.
- **R3: 12/21** significant strikes vs Fiore's 3/9, 1/1 takedowns, Fiore 0/1 takedowns, **4:12** of control.
- **Fight:** 89/171 significant strikes vs 34/93; takedowns 3/4 vs 1/3; control 8:27 vs 0:34.
- **Tape signal:** Control-heavy win.

Cardio / round trends (UFC Stats, 9 UFC fights): significant strikes landed per round R1 31.7 → R2 24.4 → R3 19.0; absorbed R1 14.9 → R2 24.0 → R3 24.7; control per round R1 1:31 → R2 0:53 → R3 1:46. Rounds sampled — R1: 9, R2: 7, R3: 6.

UFC Stats — Condensed Identity

Field	Value
Nickname (UFC Stats)	—
DOB (age as of 2026-11-22)	Nov 03, 1992 (**34**)
Height / Weight / Reach	5' 7" / 155 lbs. / 66"
Stance	Southpaw
UFC record	**5-4-0** (9 timed fights, 105.0 min)

Career rates vs Lightweight division (UFC Stats + division averages, n=457)

Metric	Rebecki	Div avg		Read
SLpM	**5.43**	3.12	+2.31	Above div avg (pctl 92)
SApM	**4.29**	3.65	+0.64	Below div avg (pctl 29)
SS Acc	**49.4%**	42.3%	+7.1	Above div avg (pctl 76)
SS Def	**55.0%**	54.4%	+0.6	Near div avg (pctl 51)
TD Acc	**50.0%**	36.2%	+13.8	Above div avg (pctl 75)
TDD	**53.3%**	56.1%	–2.8	Near div avg (pctl 41)
CTRL /15	**4:20**	2:49	+1:31	Above div avg (pctl 78)
CTRL against /15	**1:49**	3:42	–1:53	Above div avg (pctl 74)
KD rate /15	**0.71**	0.27	+0.44	Above div avg (pctl 89)
KD absorbed /15	**0.00**	0.52	–0.52	Above div avg (pctl 63)
TD Avg /15	**2.86** (20/40)	—	—	Takedown volume
Sub Avg /15	**0.29** (2 attempts)	—	—	Submission attempts

Striking mix: Head **72.1%** / Body 14.6% / Leg 13.3% of significant strikes landed · Distance 70.7% / Clinch 4.7% / Ground 24.6%. Absorbed mix: Head 75.1% / Body 19.6% / Leg 5.3% · Distance 85.6% / Clinch 4.0% / Ground 10.4%.

6. Fighting Style, Strengths, and How They Win

- **Grappling base with power:** a BJJ background (UFC.com) produced seven submission wins, and he also has ten KO/TKO wins. UFC.com counts 11 first-round finishes.
- **Top control in the UFC:** 20 takedowns at 50% accuracy and 4:20 of control per 15 minutes (UFC Stats). Both figures are above the lightweight average.
- **High-output striker:** 5.43 significant strikes landed per minute, but he absorbs 4.29 (UFC Stats). Three UFC Fight of the Night bonuses: Orolbai, Duncan and Klein (Wikipedia).
- **Late-fight vulnerability:** both of his UFC stoppage losses came late in round three (Ferreira 4:51, Dawson 4:42) (UFC Stats).

Sources: UFC.com athlete page; UFC Stats; Wikipedia (Mateusz Rebecki)

Expectation Breaks

- He went into his last fight on a three-fight losing streak (Duncan, Klein, Dawson), yet Tapology lists him as a -1100 favourite, and he won in round one.
- His split-decision win over Orolbai came as a +200 underdog (Tapology). Orolbai also beat Brener (UFC Stats).
- Both of his UFC stoppage losses came in the final 20 seconds of round three (Ferreira 4:51, Dawson 4:42) (UFC Stats).

7. Community / Expert Predictions and Sentiment

Label: opinion / media narrative — not facts about fight outcome.

- **Picks:** Tapology community picks on the event page favour Rebecki 68% to 32% (Nov 22). The Tapology bout card shows 70% / 30%.
- **Market:** the bout is not on the UFC.com event page, so UFC.com lists no odds. No sportsbook line was used for this report.
- Polish outlet lowking.pl first reported the booking on Nov 17 and called it unofficial (as cited by Wikipedia).

No anonymous forum picks are included beyond sourced public pages.

8. Key Sources and References

- UFC.com athlete page — https://www.ufc.com/athlete/mateusz-rebecki
- Sherdog fighter record — https://www.sherdog.com/fighter/Mateusz-Rebecki-146417
- https://en.wikipedia.org/wiki/Mateusz_R%C4%99becki
- Tapology fighter page (https://www.tapology.com/fightcenter/fighters/65128-mateusz-rbecki-chiczyk), checked 2026-11-22
- lowking.pl, 'Nieoficjalnie: Mateusz Rebecki wystapi na grudniowej gali UFC Rijad, zmierzy sie z brazylijskim awanturnikiem' (https://www.lowking.pl/nieoficjalnie-mateusz-rebecki-wystapi-na-grudniowej-gali-ufc-rijad-zmierzy-sie-z-brazylijskim-awanturnikiem/), Nov 17, 2026 (cited by Wikipedia; Polish)
- UFC.com rankings (https://www.ufc.com/rankings), checked 2026-11-22 — neither fighter in the official lightweight top 15
- Wikipedia event page (https://en.wikipedia.org/wiki/UFC_Fight_Night:_Adesanya_vs._Magomedov), checked 2026-11-22 — lists the bout under 'Announced bouts'
- UFC.com event page (https://www.ufc.com/event/ufc-fight-night-december-05-2026), checked 2026-11-22 — lists 12 bouts; this bout is not on it
- Sherdog event page (https://www.sherdog.com/events/UFC-Fight-Night-295-Adesanya-vs-Magomedov-114777), checked 2026-11-22 — lists this bout (13 bouts)
- Tapology event page (https://www.tapology.com/fightcenter/events/148816-ufc-fight-night), checked 2026-11-22 — 14 bouts; this bout on the prelims, 3 x 5, 155 lb; community picks
- Tapology bout page (https://www.tapology.com/fightcenter/bouts/1204886-ufc-fight-night-mateusz-rebecki-vs-elves-brener), checked 2026-11-22
- UFC Stats (UFC Stats scrape) — 2026-11-22 pull (UFC Stats commit e87487e3, 2026-11-18 data refresh; UFC Stats data through UFC 334: Gane vs. Hokit, Nov 14, 2026)

Fighting Stats. As-of 2026-11-22. Opinions labeled in §7.

SCOUTING REPORT — Elves Brener (Red)

Elves Brener — Professional Scouting Report

Fighting Stats As-of: 2026-11-22 **Dashboard stats updated:** 2026-11-22 pull (UFC Stats commit e87487e3, 2026-11-18 data refresh; UFC Stats data through UFC 334: Gane vs. Hokit, Nov 14, 2026) **Slug:** `elves-brener`

Fighter Header / Tombstone

Field	Detail
Full Name	Elves Brenner Oliveira (Tapology given name); billed as Elves Brener (UFC.com)
Nickname	— (none listed on UFC.com, Sherdog or Tapology)
Weight Class & Ranking	Lightweight — unranked (UFC.com official rankings, checked Nov 22, 2026)
Record	**17-6-0** (Sherdog); **UFC 4-3-0** (UFC Stats)
DOB / Age	Sep 27, 1997 / **29** (as of 2026-11-22; **29** on fight night Dec 5, 2026)
Birthplace	Maués, Amazonas, Brazil (UFC.com hometown; Sherdog; Tapology)
Fights Out Of	São Paulo, Brazil (Tapology)
Gym	Chute Boxe (UFC.com); Sherdog and Tapology list Chute Boxe Diego Lima
Height / Reach	5' 10" / 72" (UFC Stats; Tapology; UFC.com 70 in / 72.5 in reach, 39.5 in leg reach)
Stance	Orthodox (UFC Stats TOTT)
UFC	UFC
UFC Stats	UFC Stats
Sherdog	Sherdog

1. Early Life and Athletic Background

Born Sep 27, 1997 (UFC Stats; Sherdog; Tapology) in Maués, Amazonas (UFC.com). He told UFC.com he started training at 13 or 14. He said sport saved him from a hard childhood and that jiu-jitsu academies are everywhere in Amazonas. He says he worked at the fair from childhood selling fish, cheese and lemons. He names his grandfather, who he says was his father figure, as his real hero, and says he is a sparring partner of Charles Oliveira. He fights for his daughter Maitê, son Yan and mother Ray Rolim, and for his city, Maués (UFC.com Q&A). He says he won numerous jiu-jitsu titles in the Amazon region (UFC.com).

Sources: UFC.com athlete page (Q&A); UFC Stats; Sherdog; Tapology

2. Training Gym, Coaches, and Training Partners

- **Chute Boxe** on UFC.com; Sherdog and Tapology name it **Chute Boxe Diego Lima**.
- UFC.com lists his fighting style as **Jiu-Jitsu**. His 11 submission wins are six armbars, three RNCs, a triangle and a guillotine (UFC.com). In 2026 he also took two one-round grappling matches at ACBJJ (Tapology).

Sources: UFC.com athlete page; Sherdog; Tapology

2B. Social Media Deep Dive

Platform	Handle / URL	Status (as of 2026-11-22)
Instagram	@elvesbrener	Linked from the UFC.com athlete page
X	@ElvesBrener	Linked from the UFC.com athlete page

Posts that matter (sourced, not invented captions):

- No public injury, camp-change or withdrawal posts located for this fight week as of 2026-11-22.

3. Injury History and Medical Information

Documented items:

- **Withdrawal:** Tapology lists a cancelled Mar 29, 2025 bout with Daniel Zellhuber in Mexico City, with the reason 'Brener Withdrew'. No reason was located.
- **Finished in the UFC:** TKO'd by Joel Álvarez with knees in the clinch at 3:36 of R3 (Aug 2024). UFC Stats credits Álvarez with one knockdown, and Orolbai also scored one knockdown in their fight.
- **Recent grappling:** Tapology lists a one-round grappling loss on points to Natan Schulte at ACBJJ 23 (Nov 13, 2026, 176 lb), about three weeks before this bout. It also lists a grappling win over Zubaira Tukhugov at ACBJJ 21 (Jul 5, 2026). These are not MMA bouts.
- **Opponent changes:** Jordan Leavitt withdrew before the Jul 2023 Kutateladze fight, and Esteban Ribovics withdrew before the Nov 2023 Kruschewsky fight (Tapology).
- **Longest gap between pro bouts: 420 days** (Aug 2, 2025 → Sep 26, 2026) (Sherdog dates).
- **Knockdowns absorbed in the UFC:** UFC Stats credits opponents with **2** knockdowns against Brener in 7 UFC fights.
- **Into UFC Fight Night: Adesanya vs. Magomedov (Dec 5, 2026): 70 days** since the last bout (Sep 26, 2026). Active on UFC.com and booked; no public injury disclosure for this camp located beyond the items above.

No medical clearance claim beyond public activity and the confirmed booking.

Sources: Tapology fighter page; UFC Stats

4. Professional Fight Promotions and Career Trajectory

Pro since May 2016 (Sherdog). He started 9-0 in Manaus (Mr. Cage, Amazon Talent, Rei da Selva) and Portugal (Porto Fight Club), with seven submissions, mostly armbars. He won Amazon Talent title fights in Oct 2016 and Mar 2017 (Tapology). His first loss was a decision to Denis Silva at Future FC 3 (Mar 2019). He then won the Mr. Cage interim featherweight title by triangle choke over Anthony Rondeau (Jun 2019) and defended it by armbar over Mohamed El Jaghdal (Oct 2019), both in Portugal (Tapology). Decision losses followed to Sergei Andreev at WCC in Russia (Nov 2019) and to Gabriel "Mosquitinho" Santos at Future MMA 12 (Oct 2020, 148-lb catchweight). He won his next two by first-round submission (Império Fight 6, Predador FC 42). He made his UFC debut as a +470 underdog with a split-decision win over Zubaira Tukhugov at UFC 284 (Feb 2023). R3 TKO of Guram Kutateladze (+475) and an R1 KO of Kaynan Kruschewsky (Performance of the Night) followed. He then lost three straight: UD to Myktybek Orolbai, R3 TKO by Joel Álvarez and UD to Esteban Ribovics (Fight of the Night). He returned after more than a year with a first-round KO of Josiah Harrell (Sep 26, 2026) (UFC Stats; Sherdog; Tapology).

Sources: Sherdog; Tapology; UFC.com athlete page; UFC Stats

5. Professional Record and Method Breakdown

Method pies — counts (overall pro — Sherdog)

Wins (17): KO/TKO **4** (24%) · Submission **11** (65%) · Decision **2** (12%) **Losses (6):** KO/TKO **1** (17%) · Submission **0** · Decision **5** (83%)

Pro losses (6, Sherdog): KO/TKO 1 (Álvarez) · Submission 0 · Decision 5 (Denis Silva, Andreev, Gabriel Santos, Orolbai, Ribovics). He has never been submitted.

UFC wins (4 — UFC Stats): KO/TKO **3** · Decision **1 UFC losses (3):** KO/TKO **1** · Decision **2**

Finish subtype pies (UFC-only — UFC Stats METHOD+DETAILS)

UFC KO/TKO wins: Punches (Distance) **3 UFC SUB wins:** none **UFC finishing losses:** Joel Alvarez (KO/TKO, Knees to Head In Clinch)

Pro win finishes (Sherdog): KO/TKO — Punches **2**, Punch **2** · Submission — Rear-Naked Choke **2**, Armbar **6**, Triangle Choke **1**, Rear-Naked-Choke **1**, Guillotine Choke **1**

Complete professional record (Sherdog; UFC rows cross-checked to UFC Stats)

Date	Opponent	Result	Method	R	Event	Opp. UFC rec (at fight)
2026-09-26	Josiah Harrell	**W**	TKO (Punches)	1	UFC Fight Night 289 - Rosas Jr. vs. Barcelos	0-1-0
2025-08-02	Esteban Ribovics	**L**	Decision (Unanimous)	3	UFC on ESPN 71 - Taira vs. Park	3-2-0

Date	Opponent	Result	Method	R	Event	Opp. UFC rec (at fight)
2024-08-03	Joel Alvarez	L	TKO (Knees and Punches)	3	UFC on ABC 7 - Sandhagen vs. Nurmagomedov	5-2-0
2024-05-04	Myktybek Orolbai	L	Decision (Unanimous)	3	UFC 301 - Pantoja vs. Erceg	1-0-0
2023-11-04	Kaynan Kruschewsky	W	KO (Punch)	1	UFC Fight Night 231 - Almeida vs. Lewis	0-0-0
2023-07-01	Guram Kutateladze	W	TKO (Punches)	3	UFC on ESPN 48 - Strickland vs. Magomedov	1-1-0
2023-02-11	Zubaira Tukhugov	W	Decision (Split)	3	UFC 284 - Makhachev vs. Volkanovski	5-2-1
2022-03-19	Victor Nunez	W	Submission (Rear-Naked Choke)	1	PFC 42 - Predador FC 42	—
2021-07-10	Adilson Ramos Silva	W	Submission (Armbar)	1	IF 6 - Imperio Fight 6	—
2020-10-16	Gabriel Santos	L	Decision (Unanimous)	3	Future MMA 12 - Night of Champions	—
2019-11-28	Sergei Andreev	L	Decision (Unanimous)	3	WCC Natural Selection - Continuation 2	—
2019-10-13	Mohamed El Jaghdal	W	Submission (Armbar)	1	Mr. Cage Championship - Mr. Cage 39: PowerExpo Sports Portugal	—
2019-06-15	Anthony Rondeau	W	Submission (Triangle Choke)	1	Mr. Cage Championship - Mr. Cage 38: Portugal	—
2019-03-22	Denis Silva	L	Decision (Unanimous)	3	Future FC 3 - Erak vs. Mexicano	—
2018-09-01	Luan Anderson Prestes	W	Submission (Rear-Naked Choke)	2	RDSC - Rei da Selva Combat 12	—
2018-06-09	Carlos Eduardo de Azevedo	W	Submission (Armbar)	1	PFC 3 - Porto Fight Club 3	—
2017-09-09	Joaquim Polonia	W	Decision (Unanimous)	3	Mr. Cage Championship - Mr. Cage 29	—
2017-07-01	Alan Rogerio Soares Junior	W	Submission (Rear-Naked-Choke)	3	Mr. Cage Championship - Mr. Cage 28	—
2017-03-04	Samuel Silva	W	KO (Punch)	3	AT - Amazon Talent 7	—
2016-12-22	Janaildo Marinho de Oliveira	W	Submission (Guillotine Choke)	1	Mr. Cage Championship - Mr. Cage 25	—
2016-10-27	Bruno Quintanilha	W	Submission (Armbar)	1	AT - Amazon Talent 6	—
2016-09-01	Eurides Bandeira	W	Submission (Armbar)	3	AT - Amazon Talent 5	—
2016-05-01	Thales Moraes	W	Submission (Armbar)	1	Mr.Cage Championship - Mr. Cage 22	—

Record notes: UFC.com, Sherdog, Tapology and the UFC Stats fighter page agree on **17-6-0**. His UFC record is 4-3 (UFC Stats).

Source conflicts:

- **Ribovics result:** UFC.com's athlete-record card shows "Win — Brener vs Ribovics" for Aug 2, 2025, and its fight-history notes leave that bout out. UFC Stats, Sherdog and Tapology all record it as a **unanimous-decision loss** for Brener, and that loss is needed for UFC.com's own 17-6 total.
- **Takedowns:** UFC.com shows 0 takedowns landed on 30 attempts; UFC Stats has **5 of 30**. This report uses UFC Stats.
- **Reach:** UFC.com lists 72.5"; UFC Stats and Tapology list 72". All three agree on 5'10" (UFC.com: 70 in).
- **Adilson Ramos finish:** Sherdog times the armbar at 2:49 of R1; Tapology says 2:53.
- **Gym name:** UFC.com says Chute Boxe; Sherdog and Tapology say Chute Boxe Diego Lima.

Finish Subtype Trends — Elves Brener

UFC-only subtypes parsed from UFC Stats METHOD + DETAILS (no invention). **Full pro (Research)** subtypes appear only where the scouting report already states them. Coverage differs for pre-UFC bouts — labels mark the source.

UFC-only win finishes (METHOD + DETAILS)

KO/TKO wins: **3** · Submission wins: **0**

KO/TKO subtypes

Subtype	Wins	Share
Punches (Distance)	3	100.0%

Submission subtypes

Subtype	Wins	Share
— none in sample —	0	—

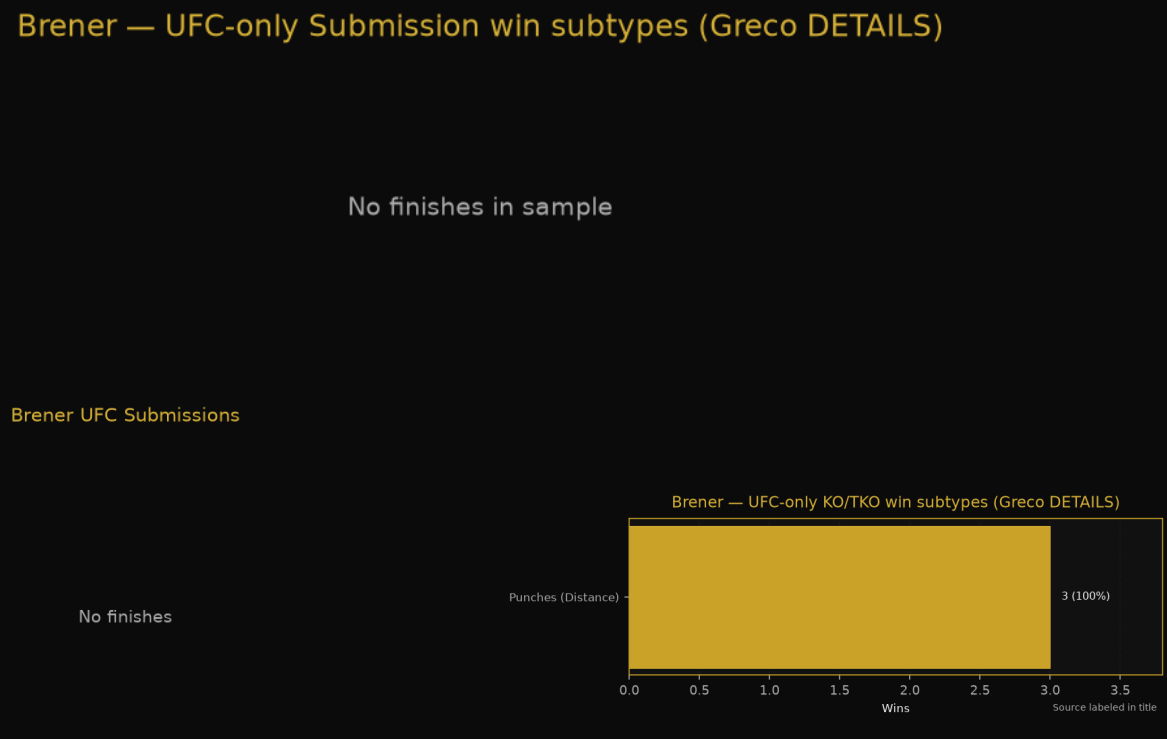

Full pro win finishes (Research Markdown)

KO/TKO wins (Research subtypes): **4** · Submission wins: **11** — includes pre-UFC.

Family	Subtype	Wins	Share	Source
KO/TKO	Punches	4	100.0%	Research
Submission	Armbar	6	54.5%	Research
Submission	Rear Naked Choke	3	27.3%	Research
Submission	Triangle Choke	1	9.1%	Research
Submission	Guillotine	1	9.1%	Research

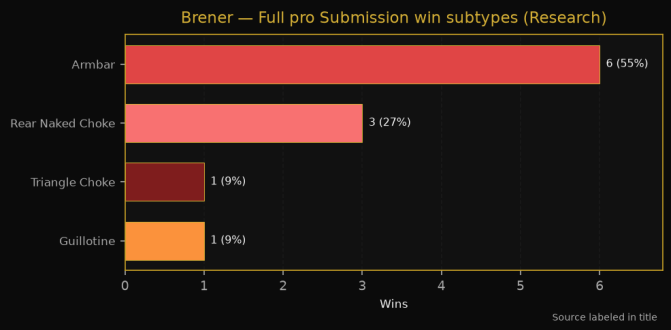

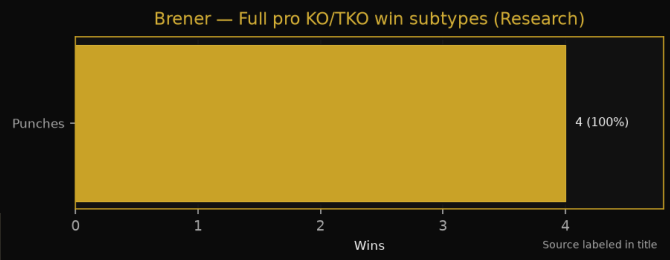

Trend reads

- UFC-only KO/TKO wins (3): top subtype Punches (Distance) (3/3, 100.0%).
- UFC-only: no submission wins on record.
- UFC finishing losses: Knees x1 (KO/TKO).
- Full pro (Research) win finish subtypes -- KO/TKO Punches x4; SUB Armbar x6, Rear Naked Choke x3, Triangle Choke x1, Guillotine x1 (includes pre-UFC; Research method strings).
- Pre-UFC / Research-only subtypes not seen in UFC Stats DETAILS: Triangle Choke, Armbar.

UFC finishing losses (for context)

- KO/TKO — Knees ×1

ELVES BRENER — FIGHT NARRATIVES (UFC)

Round stats from UFC Stats; official results from UFC Stats / Sherdog. All UFC fights shown.

vs Josiah Harrell (Sep 26, 2026) — W KO/TKO R1 4:14 (Punch to Head At Distance) — UFC Fight Night: Rosas Jr. vs. Barcelos (Lightweight)

- **Context:** Tapology lists Brener at +105. This was his first fight in more than 13 months, after the withdrawal from the Zellhuber bout in Mar 2025.
- **R1: 25/36** significant strikes vs Harrell's 9/21, **1** knockdown scored, Harrell 2/3 takedowns, controlled for 0:33.
- **Fight:** 25/36 significant strikes vs 9/21; takedowns 0/0 vs 2/3; control 0:05 vs 0:33; knockdowns 1–0.

vs Esteban Ribovics (Aug 2, 2025) — L UD (28-29, 27-30, 27-30) — UFC Fight Night: Taira vs. Park (Lightweight)

- **Context:** Fight of the Night (Tapology). Same card as Rebecki's loss to Chris Duncan (UFC Fight Night: Taira vs. Park). Tapology lists Brener at +220.
- **R1: 36/68** significant strikes vs Ribovics's 39/95, 0/6 takedowns, controlled for 0:42.
- **R2: 48/88** significant strikes vs Ribovics's 34/84, 0/1 takedowns, controlled for 0:20.
- **R3: 34/94** significant strikes vs Ribovics's 49/102, 0/2 takedowns.
- **Fight:** 118/250 significant strikes vs 122/281; takedowns 0/9 vs 0/0; control 0:00 vs 1:02.

vs Joel Alvarez (Aug 3, 2024) — L KO/TKO R3 3:36 (Knees to Head In Clinch) — UFC Fight Night: Sandhagen vs. Nurmagomedov (Lightweight)

- **Context:** Main card in Abu Dhabi. Tapology lists Brener at +130.
- **R1: 15/27** significant strikes vs Alvarez's 25/36, 0/3 takedowns, Alvarez 0/1 takedowns, **0:17** of control, controlled for 0:48, Alvarez 1 submission attempt.
- **R2: 18/42** significant strikes vs Alvarez's 31/45, 0/2 takedowns.
- **R3: 12/28** significant strikes vs Alvarez's 39/60, knocked down **1**×.
- **Fight:** 45/97 significant strikes vs 95/141; takedowns 0/5 vs 0/1; control 0:22 vs 0:51; knockdowns 0–1.

vs Myktybek Orolbai (May 4, 2024) — L UD (27-29, 27-29, 27-29) — UFC 301: Pantoja vs. Erceg (Lightweight)

- **Context:** Orolbai also lost a split decision to Rebecki at UFC 308. Tapology lists Brener at +210 and records his weigh-in at 156 lb.
- **R1: 10/19** significant strikes vs Orolbai's 20/35, 0/1 takedowns, Orolbai 2/4 takedowns, **0:30** of control, controlled for 3:06.
- **R2: 21/34** significant strikes vs Orolbai's 28/49, Orolbai 2/9 takedowns, **0:20** of control, controlled for 2:56.
- **R3: 17/38** significant strikes vs Orolbai's 17/35, knocked down **1**×, 3/5 takedowns, Orolbai 1/4 takedowns, **2:05** of control, controlled for 1:10.
- **Fight:** 48/91 significant strikes vs 65/119; takedowns 3/6 vs 5/17; control 2:55 vs 7:12; knockdowns 0–1.
- **Tape signal:** Orolbai controlled 7:12 of the fight.

vs Kaynan Kruschewsky (Nov 4, 2023) — W KO/TKO R1 4:01 (Punch to Head At Distance) — UFC Fight Night: Almeida vs. Lewis (Catch Weight)

- **Context:** 165-lb catchweight; Performance of the Night (Tapology). Kruschewsky replaced Esteban Ribovics, who withdrew (Tapology).
- **R1: 16/33** significant strikes vs Kruschewsky's 8/31, **1** knockdown scored.
- **Fight:** 16/33 significant strikes vs 8/31; takedowns 0/0 vs 0/0; control 0:03 vs 0:00; knockdowns 1–0.

vs Guram Kutateladze (Jul 1, 2023) — W KO/TKO R3 3:17 (Punch to Head At Distance) — UFC Fight Night: Strickland vs. Magomedov (Lightweight)

- **Context:** Tapology lists Brener as a +475 underdog. Original opponent Jordan Leavitt withdrew (Tapology).
- **R1: 9/22** significant strikes vs Kutateladze's 30/48, 2/6 takedowns, **2:11** of control, controlled for 0:48.
- **R2: 27/57** significant strikes vs Kutateladze's 33/73, 0/1 takedowns, Kutateladze 1/2 takedowns, controlled for 1:09.
- **R3: 29/53** significant strikes vs Kutateladze's 22/42, **1** knockdown scored, Kutateladze 0/1 takedowns, **0:32** of control, controlled for 0:26.
- **Fight:** 65/132 significant strikes vs 85/163; takedowns 2/7 vs 1/3; control 2:48 vs 2:23; knockdowns 1–0.
- **Tape signal:** Won despite being out-landed 85-65 on significant strikes.

vs Zubaira Tukhugov (Feb 11, 2023) — W SD (29-28, 28-29, 30-27) — UFC 284: Makhachev vs. Volkanovski (Lightweight)

- **Context:** UFC debut as a +470 underdog (Tapology). Brener also beat Tukhugov in a grappling match at ACBJJ 21 in Jul 2026 (Tapology).
- **R1: 24/67** significant strikes vs Tukhugov's 17/43, 0/1 takedowns.
- **R2: 23/52** significant strikes vs Tukhugov's 36/78.
- **R3: 22/38** significant strikes vs Tukhugov's 17/48, 0/2 takedowns, Tukhugov 0/4 takedowns, controlled for 2:11.
- **Fight:** 69/157 significant strikes vs 70/169; takedowns 0/3 vs 0/4; control 0:00 vs 2:11.
- **Tape signal:** Won despite being out-landed 70-69 on significant strikes.

Cardio / round trends (UFC Stats, 7 UFC fights): significant strikes landed per round R1 19.3 → R2 27.4 → R3 22.8; absorbed R1 21.1 → R2 32.4 → R3 28.8; control per round R1 0:27 → R2 0:06 → R3 0:31. Rounds sampled — R1: 7, R2: 5, R3: 5.

UFC Stats — Condensed Identity

Field	Value
Nickname (UFC Stats)	—
DOB (age as of 2026-11-22)	Sep 27, 1997 (**29**)
Height / Weight / Reach	5' 10" / 155 lbs. / 72"
Stance	Orthodox

Field	Value
UFC record	**4-3-0** (7 timed fights, 80.1 min)

Career rates vs Lightweight division (UFC Stats + division averages, n=457)

Metric	Brener	Div avg		Read
SLpM	**4.82**	3.12	+1.70	Above div avg (pctl 86)
SApM	**5.67**	3.65	+2.02	Below div avg (pctl 11)
SS Acc	**48.5%**	42.3%	+6.2	Near div avg (pctl 72)
SS Def	**50.9%**	54.4%	–3.5	Near div avg (pctl 33)
TD Acc	**16.7%**	36.2%	–19.5	Below div avg (pctl 18)
TDD	**71.4%**	56.1%	+15.3	Above div avg (pctl 71)
CTRL /15	**1:10**	2:49	–1:40	Below div avg (pctl 26)
CTRL against /15	**2:40**	3:42	–1:03	Above div avg (pctl 59)
KD rate /15	**0.56**	0.27	+0.29	Above div avg (pctl 85)
KD absorbed /15	**0.37**	0.52	–0.15	Above div avg (pctl 38)
TD Avg /15	**0.94** (5/30)	—	—	Takedown volume
Sub Avg /15	**0.00** (0 attempts)	—	—	Submission attempts

Striking mix: Head **56.5%** / Body 19.2% / Leg 24.4% of significant strikes landed · Distance 91.7% / Clinch 3.1% / Ground 5.2%. Absorbed mix: Head 72.5% / Body 20.5% / Leg 7.0% · Distance 78.4% / Clinch 11.9% / Ground 9.7%.

6. Fighting Style, Strengths, and How They Win

- **Submission grappler on the regional scene:** 11 of 17 wins by submission, ten first-round finishes (UFC.com). He has no UFC submission attempts in 7 fights (UFC Stats).
- **Power in the UFC:** three of his four UFC wins were KO/TKO (all punches at distance), and he has scored three knockdowns (UFC Stats). He landed 4.82 significant strikes per minute (UFC Stats).
- **Hittable:** absorbs 5.67 significant strikes per minute, one of the higher rates among lightweights (division pctl 11), with 50.9% striking defence (UFC Stats).
- **Takedown defence:** stopped 20 of 28 takedown attempts (71.4%) in the UFC (UFC Stats).

Sources: UFC.com athlete page; UFC Stats

Expectation Breaks

- He won his first two UFC fights as a +470 and +475 underdog (Tapology).
- He is a submission specialist with 11 submission wins, but none of his UFC wins came by submission and he has no UFC submission attempts (UFC Stats).
- He took a grappling match on Nov 13, 2026, about three weeks before this bout (Tapology).

7. Community / Expert Predictions and Sentiment

Label: opinion / media narrative — not facts about fight outcome.

- **Picks:** Tapology community picks on the event page favour Rebecki 68% to 32% (Nov 22). The Tapology bout card shows 70% / 30%.
- **Market:** the bout is not on the UFC.com event page, so UFC.com lists no odds. No sportsbook line was used for this report.

No anonymous forum picks are included beyond sourced public pages.

8. Key Sources and References

- UFC.com athlete page — https://www.ufc.com/athlete/elves-brener
- Sherdog fighter record — https://www.sherdog.com/fighter/Elves-Brener-224229
- Tapology fighter page (https://www.tapology.com/fightcenter/fighters/131388-elvis-brenner), checked 2026-11-22
- lowking.pl, 'Nieoficjalnie: Mateusz Rebecki wystapi na grudniowej gali UFC Rijad, zmierzy sie z brazylijskim awanturnikiem' (https://www.lowking.pl/nieoficjalnie-mateusz-rebecki-wystapi-na-grudniowej-gali-ufc-rijad-zmierzy-sie-z-brazylijskim-awanturnikiem/), Nov 17, 2026 (cited by Wikipedia; Polish)
- UFC.com rankings (https://www.ufc.com/rankings), checked 2026-11-22 — neither fighter in the official lightweight top 15
- Wikipedia event page (https://en.wikipedia.org/wiki/UFC_Fight_Night:_Adesanya_vs._Magomedov), checked 2026-11-22 — lists the bout under 'Announced bouts'
- UFC.com event page (https://www.ufc.com/event/ufc-fight-night-december-05-2026), checked 2026-11-22 — lists 12 bouts; this bout is not on it
- Sherdog event page (https://www.sherdog.com/events/UFC-Fight-Night-295-Adesanya-vs-Magomedov-114777), checked 2026-11-22 — lists this bout (13 bouts)
- Tapology event page (https://www.tapology.com/fightcenter/events/148816-ufc-fight-night), checked 2026-11-22 — 14 bouts; this bout on the prelims, 3 x 5, 155 lb; community picks
- Tapology bout page (https://www.tapology.com/fightcenter/bouts/1204886-ufc-fight-night-mateusz-rebecki-vs-elves-brener), checked 2026-11-22
- UFC Stats (UFC Stats scrape) — 2026-11-22 pull (UFC Stats commit e87487e3, 2026-11-18 data refresh; UFC Stats data through UFC 334: Gane vs. Hokit, Nov 14, 2026)

Fighting Stats. As-of 2026-11-22. Opinions labeled in §7.

Mateusz Rębecki

VS

Elves Brener

Blue OFFENSE

Red DEFENSE

Striking Distribution

Distance %	Clinch %	Ground %
70.7%	4.7%	24.6%

Striking Accuracy

Distance Acc	Clinch Acc	Ground Acc
42.6%	77.1%	81.9%

Offensive Knockdowns

KD	KD Rate
5	0.71

Head Target	Head Accuracy
72%	43%

Body Target	Body Accuracy
15%	69%

Leg Target	Leg Accuracy
13%	92%



Head Target Against	Head Strike Def
72%	57%

Body Target Against	Body Defense
20%	23%

Leg Target Against	Leg Strike Def
7%	27%

Strikes Against Distribution

Distance %	Clinch %	Ground %
78.4%	11.9%	9.7%

Striking Defense

Distance Def	Clinch Def	Ground Def
55.3%	15.6%	31.2%

Knockdowns Against

KD	KD Rate
2	0.37

Offensive Takedowns

TD Attempted	TD Success	TD Accuracy	Control (sec)	Control / TD	SUB.ATT	REV.
40	20	50.0%	1820	91	2	1

Takedown Defense

TDD Att	TDD Success	TDD %	Control Against (s)	Ctrl allowed/TD	SUB.ATT ag	REV. ag
28	20	71.4%	852	106.5	1	0

Mateusz Rębecki

Blue DEFENSE

VS

Elves Brener

Red OFFENSE



Strikes Against Distribution

Distance %	Clinch %	Ground %
85.6%	4.0%	10.4%

Striking Defense

Distance Def	Clinch Def	Ground Def
57.8%	35.7%	19.0%

Knockdowns Against

KD	KD Rate
0	0.00

Head Target Against	Head Strike Def
75%	59%

Body Target Against	Body Defense
20%	41%

Leg Target Against	Leg Strike Def
5%	20%

Head Target	Head Accuracy
56%	38%

Body Target	Body Accuracy
19%	66%

Leg Target	Leg Accuracy
24%	86%

Striking Distribution

Distance %	Clinch %	Ground %
91.7%	3.1%	5.2%

Striking Accuracy

Distance Acc	Clinch Acc	Ground Acc
47.3%	63.2%	71.4%

Offensive Knockdowns

KD	KD Rate
3	0.56

Takedown Defense

TDD Att	TDD Success	TDD %	Control Against (s)	Ctrl allowed/TD	SUB.ATT ag	REV. ag
15	8	53.3%	762	108.9	4	2

Offensive Takedowns

TD Attempted	TD Success	TD Accuracy	Control (sec)	Control / TD	SUB.ATT	REV.
30	5	16.7%	373	74.6	0	2

Statistical Matchup Package

Dashboard stats updated: **2026-11-22**.

Tale of the Tape

Blue = **Mateusz Rebecki** · Red = **Elves Brener**.

Acronym glossary

Term	Meaning
SLpM	Significant strikes landed per minute of fight time
SS Acc	Significant-strike accuracy (landed ÷ attempted)
Str Def	Striking defense % (share of opponent sig attempts missed)
TD Acc	Takedown accuracy (landed ÷ attempted)
TDD	Takedown defense % (stuff rate)
CTRL	Control time on the ground / clinch control clock
KD	Knockdowns scored (or absorbed, when labeled)
Stand/sig per 15	Projected significant-strike pace if stand-up lasted a full 15 min on striking-time basis (fight time – CTRL)
Striking time	Round/fight clock minus control time (mm:ss and % of round clock)

Tale of the Tape — Quick Look



Win Method Mix (UFC)

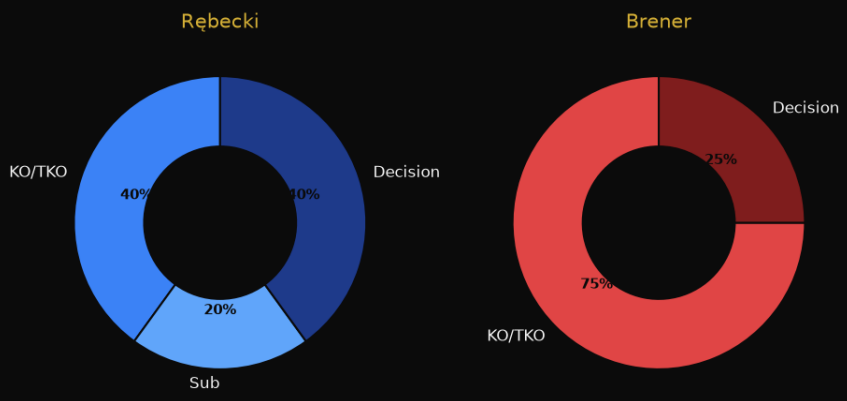



Matchup board read — Page A (Rebecki OFF vs Brener DEF)

Rebecki's accuracy is the pressure point into Brener's defense (Rebecki SS Acc **49.4%** into Brener Str Def **50.9%**). Most of Rebecki's work is at distance (**70.7%**). Wrestling leverage: Rebecki TD Acc **50.0%** vs Brener TDD **71.4%**. Power check: Rebecki KD scored **5** (0.71/15) vs Brener KD absorbed **2** (0.37/15).

Matchup board read — Page B (Rebecki DEF vs Brener OFF)

Brener needs clean entries into Rebecki's defense (Brener SS Acc **48.5%** into Rebecki Str Def **55.0%**). On the mat, Brener's TD Acc **16.7%** (5/30) meets Rebecki TDD **53.3%** — Brener's low conversion keeps this from being a clear takedown edge. Expected control / 15: Brener **69.8s (7.8%)** vs Rebecki **260.1s (28.9%)** (Brener SUB.ATT **0**).

Career Striking Breakdown

Layout: **Blue (Mateusz Rebecki)** | metric | **Red (Elves Brener)**. Dashboard stats updated: **2026-11-22**.

Blue	Metric	Red
570/1153	Sig landed / thrown	386/796
49.4%	SS Acc	48.5%
72.1% / 43.3%	Head share / Acc	56.5% / 38.0%
14.6% / 68.6%	Body share / Acc	19.2% / 66.1%
13.3% / 91.6%	Leg share / Acc	24.4% / 85.5%
70.7% / 4.7% / 24.6%	Distance / Clinch / Ground share	91.7% / 3.1% / 5.2%
5	KD scored (offense)	3
0	KD absorbed (defense)	2
0.71	KD rate (scored / 15)	0.56
0.0	KD absorbed rate (/15)	0.37
—	Knockdown rate (1 KD per N sig absorbed)	1 per 227 sig abs
450/999	Sig absorbed (landed on)	454/925
55.0%	Str Def	50.9%

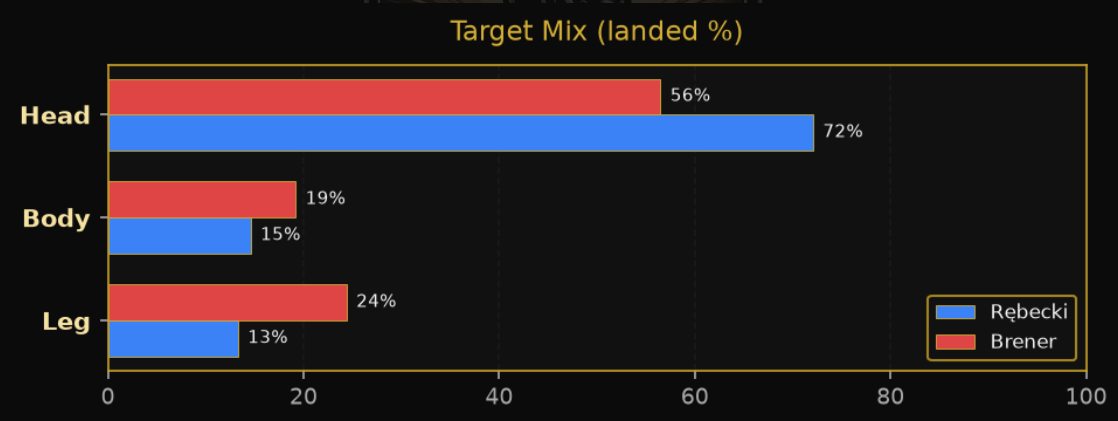

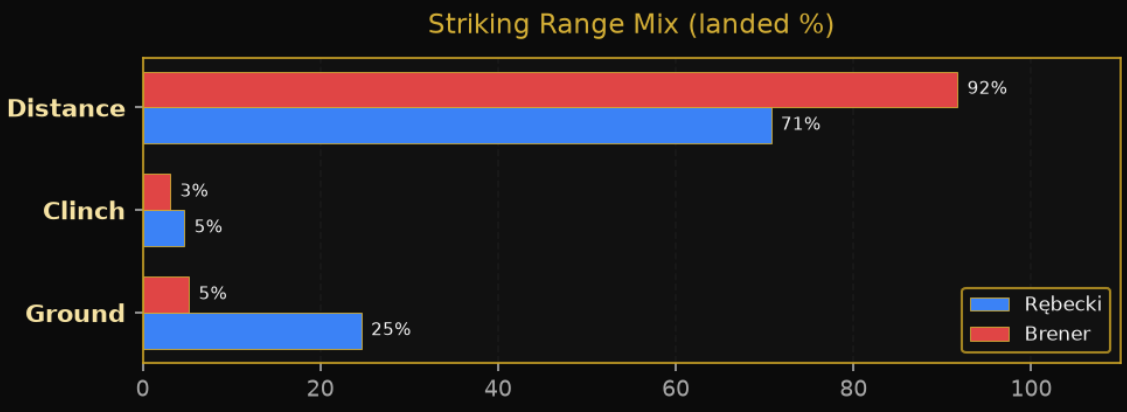

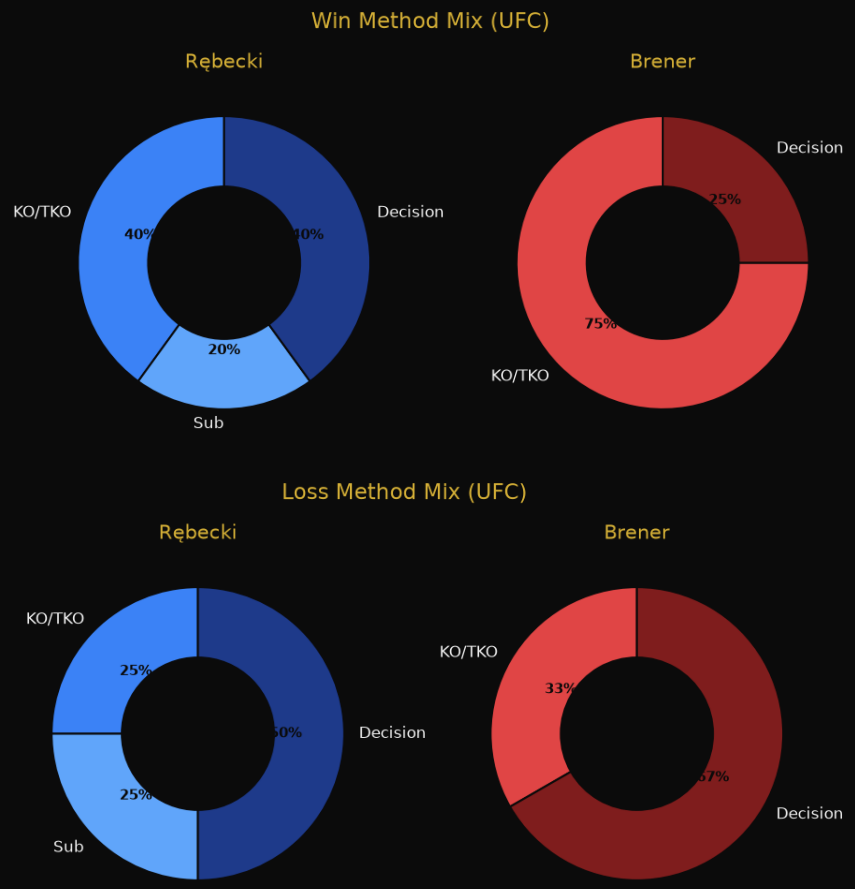

Career Grappling Breakdown

Blue (Mateusz Rebecki) | metric | Red (Elves Brener) — same titles side-by-side.

Blue	Metric	Red
20 of 40 (50.0%)	**TD landed / attempted (Acc)**	5 of 30 (16.7%)
7 of 15 (53.3%)	**TD against (TDD %)**	8 of 28 (71.4%)
2	**Submission attempts**	0
1	**Reversals**	2
260.1s (28.9%)	**Control expected / 15**	69.8s (7.8%)
30:20	**Career CTRL**	6:13
108.9s (12.1%)	**Control allowed / 15**	159.5s (17.7%)
12:42	**Career CTRL against**	14:12

Matchup implications

- Brener TD Acc 16.7% into Rebecki TDD 53.3%

  → Brener brings high takedown volume (5.6 attempts per 15 min) at a low 16.7% (5 of 30) into Rebecki's TDD of 53.3% (8 of 15 stopped). Brener's low conversion keeps this from being a clear takedown edge.

- Rebecki TD Acc 50.0% into Brener TDD 71.4%

→ Rebecki brings high takedown volume (5.7 attempts per 15 min) at an efficient 50.0% (20 of 40) into Brener's strong TDD (71.4%, 20 of 28 stopped). Efficient offense meets a sturdy defense — the takedown exchanges are a genuine test for both.

- Control allowed / 15: Rebecki 108.9s (12.1%) vs Brener 159.5s (17.7%)

  → Similar control allowed: Rebecki 12.1% vs Brener 17.7% of a 15-min fight — no clear mat-time edge either way.

Striking Infographics

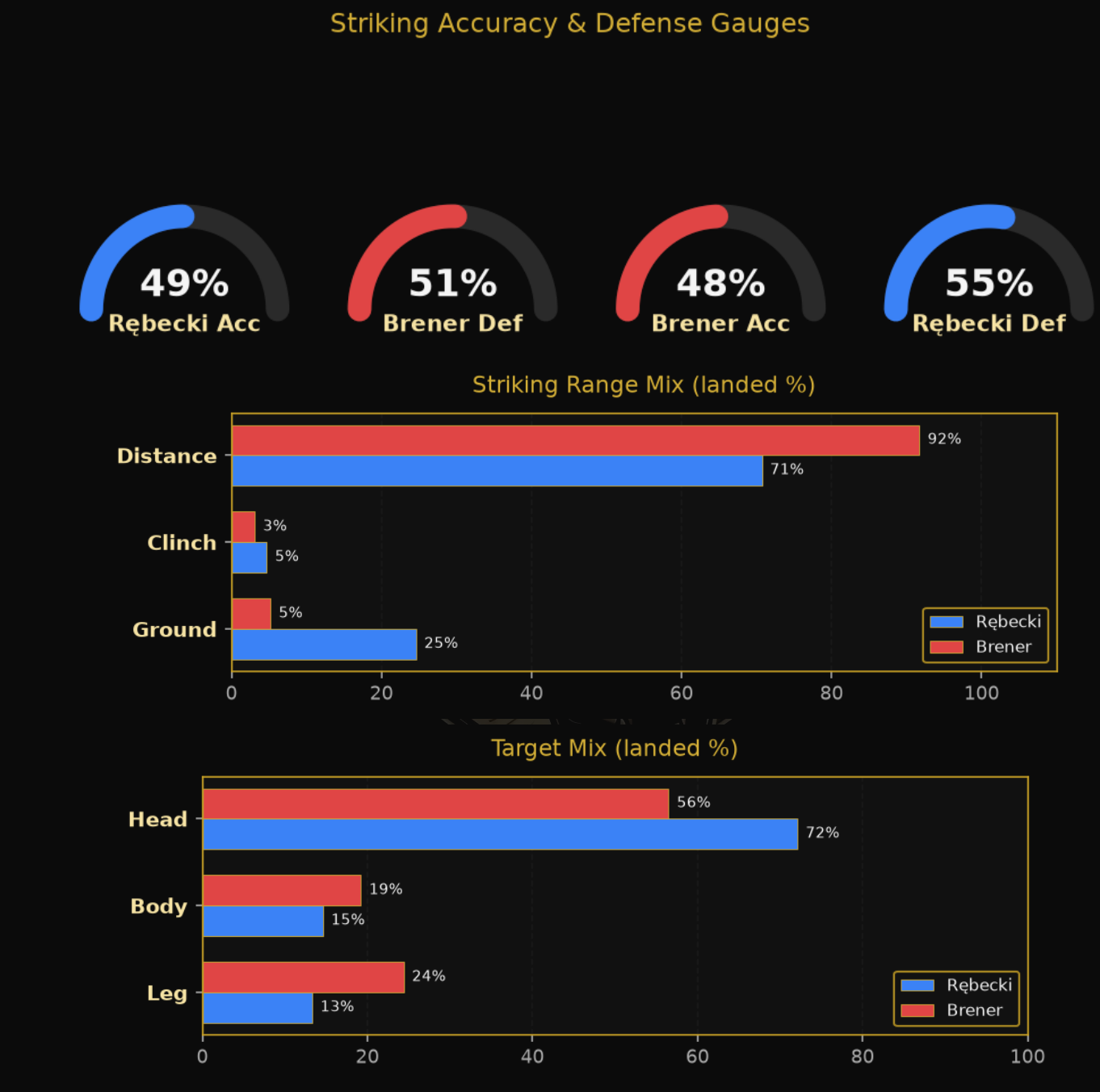

STRIKING — Mateusz Rebecki (Blue)

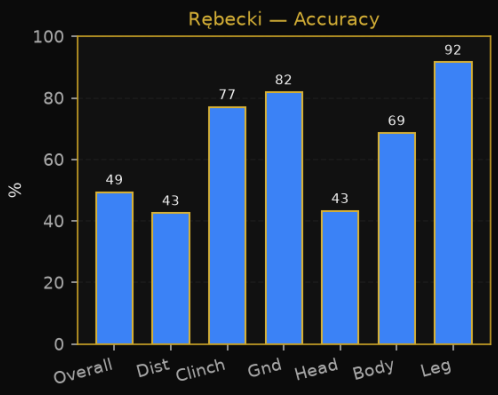

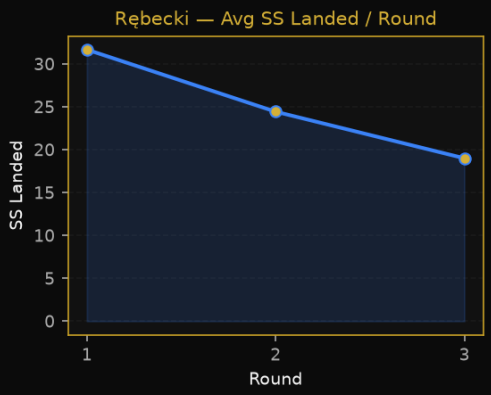

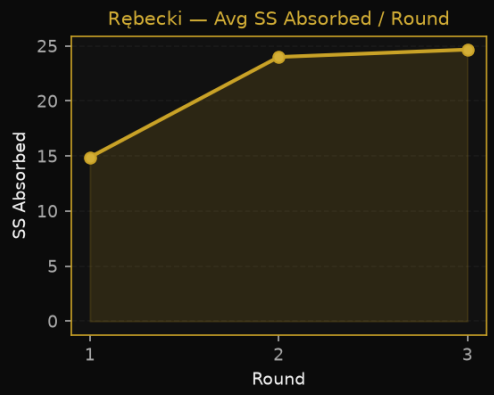

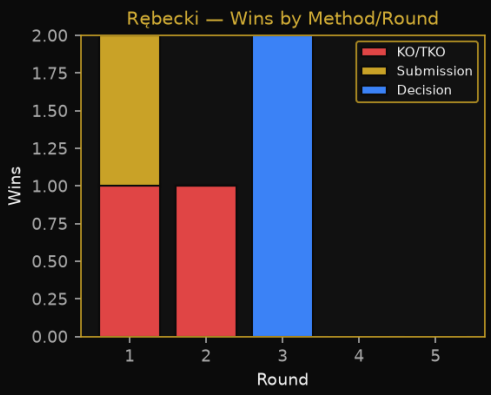

Rebecki striking snapshot

Career SS Acc **49.4%** · Def **55.0%** · Distance share **70.7%** · KD rate **0.71**/15 · Absorbed KD rate **0.0**/15.

STRIKING — Elves Brener (Red)

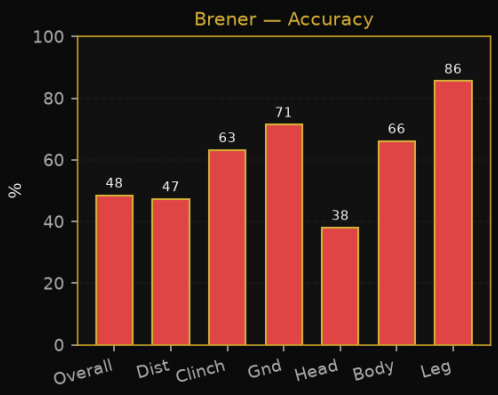

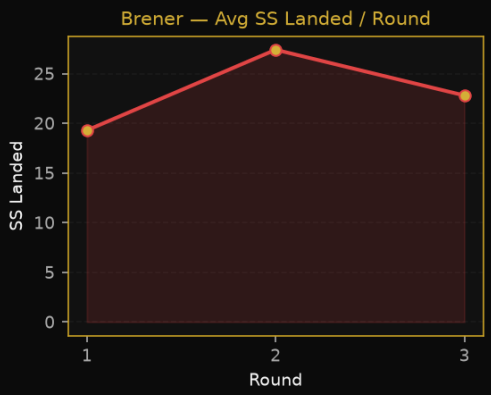

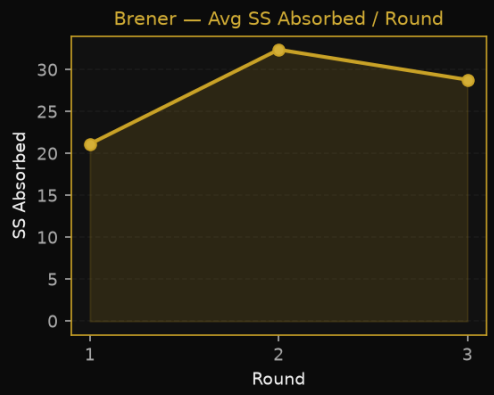

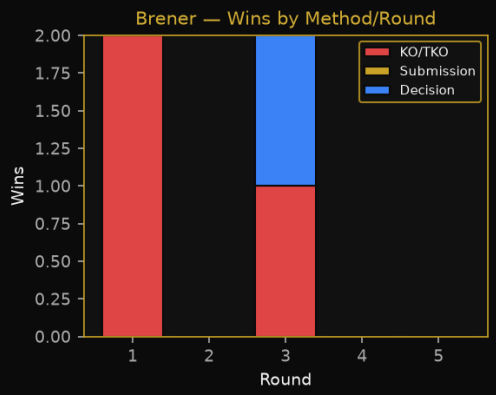

Brener striking snapshot

Career SS Acc **48.5%** · Def **50.9%** · Distance share **91.7%** · KD rate **0.56**/15 · Absorbed KD rate **0.37**/15.

Grappling Infographics & Matchup Insights

Takedown Accuracy & Defense Gauges



Grappling Snapshot

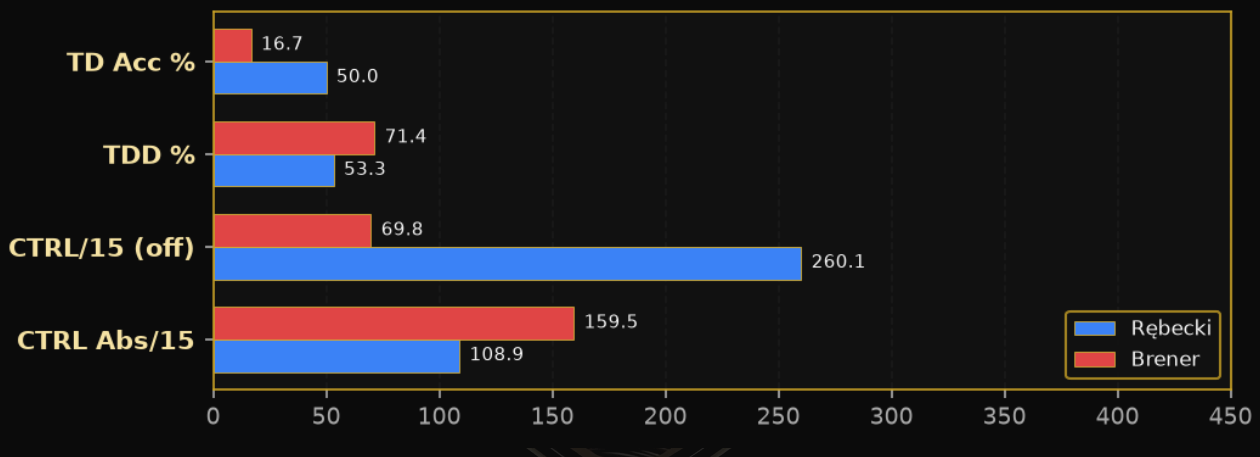

Matchup Snapshot — Expectation Breakers

CTRL Gap	Rębecki Dist Bias	Brener Sub Wins	Rębecki TDD
0.3×	71%	0%	53.3%
Brener CTRL/15 vs Rębecki	Landed SS at distance	Of UFC wins	Career takedown defense

Rębecki KD Rate	Brener SUB.ATT	Rębecki SS Acc	Brener SS Acc
0.71	0	49%	48%
Per 15 minutes	Career attempts	Career accuracy	Career accuracy

Expectation-break insights

Insight

Control allowed: Rebecki CTRL against / 15 = 108.9s (12.1%) vs Brener 159.5s (17.7%) — Similar control allowed: Rebecki 12.1% vs Brener 17.7% of a 15-min fight — no clear mat-time edge either way.

Insight

TD volume vs TDD: Rebecki TD Att 40 / Acc 50.0% into Brener TDD 71.4% — efficient offense into a sturdy defense — a genuine test for both.

Insight

TD offense gate: Brener TD Acc 16.7% (5/30) — high takedown volume (5.6 attempts per 15 min) — Brener looks for takedowns often.

Insight

Sub threat: Rebecki career SUB.ATT 2 (20.0% of UFC wins) vs Brener 0 (0.0% of UFC wins) — no clear submission edge on the UFC record.

Insight

KD profile: Rebecki KD rate 0.71/15 vs Brener 0.56/15; Rebecki has absorbed 0 KD in UFC.

Insight

Distance bias: Rebecki 70.7% landed SS at distance vs Brener 91.7%; Rebecki absorbs 85.6% of damage at distance.

Insight

Accuracy vs defense gate: Rebecki Acc 49.4% → Brener Def 50.9%; Brener Acc 48.5% → Rebecki Def 55.0%.

Insight

Division: billed Lightweight at UFC Fight Night: Adesanya vs Magomedov (Dec 5, 2026). Compare each fighter's last Greco class to the billed pool.

Insight

Age / mileage: Rebecki 34 (9 UFC) vs Brener 29 (7 UFC).

By-round grappling

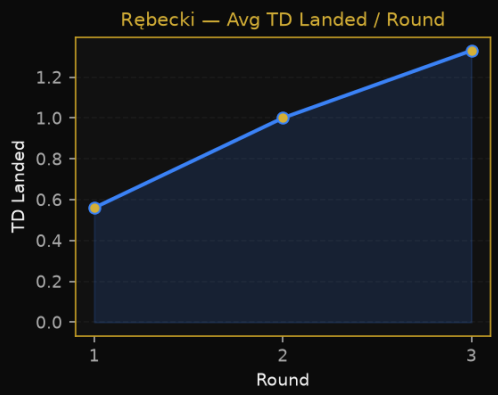

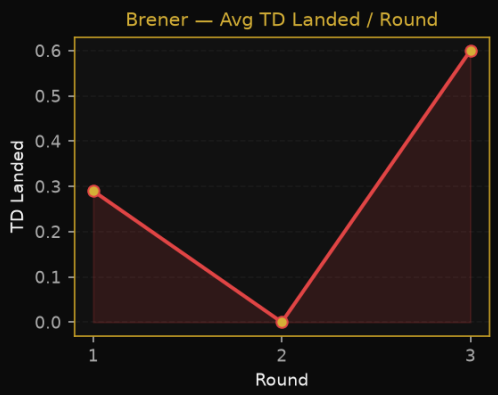

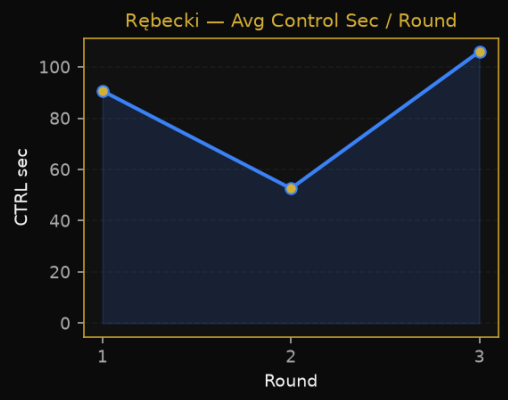
Rębecki — Avg Control Sec / Round
CTRL sec
Round

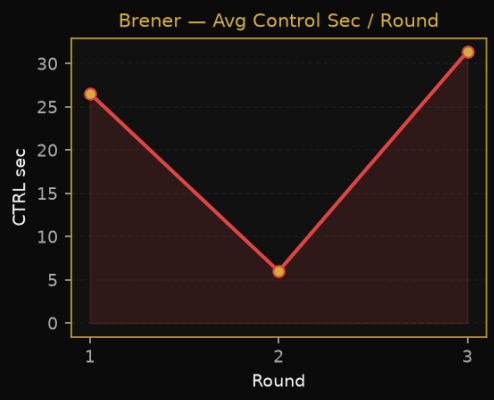
Brener — Avg Control Sec / Round
CTRL sec
Round

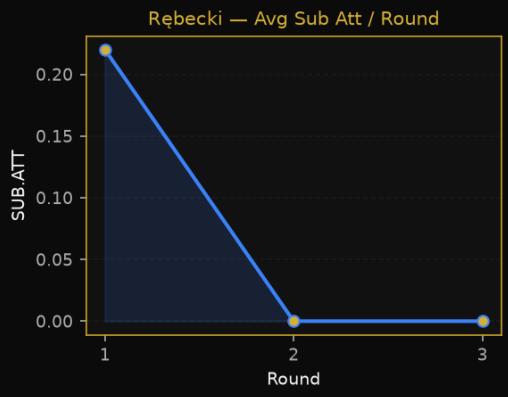
Rębecki — Avg Sub Att / Round
SUB.ATT
Round

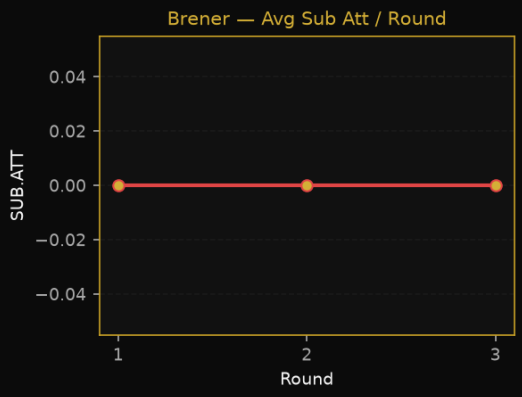
Brener — Avg Sub Att / Round
SUB.ATT
Round

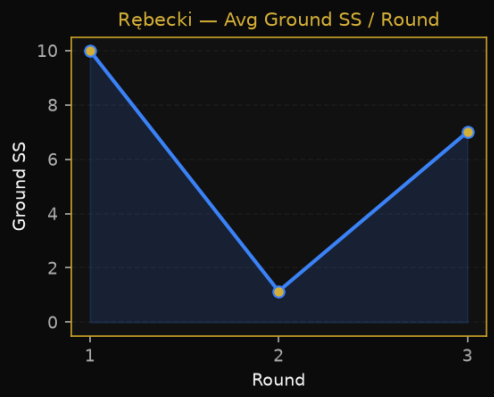
Rębecki — Avg Ground SS / Round
Ground SS
Round

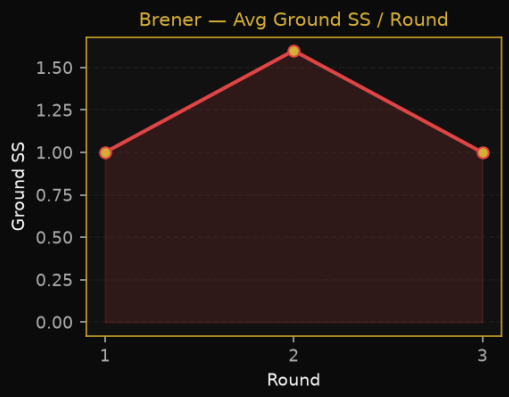
Brener — Avg Ground SS / Round
Ground SS
Round

Leg Strikes — Offense vs Defense

UFCStats **LEG** column = significant strikes to the legs (**leg sig strikes / low-kick proxy**). Parsed as "a of b" from UFC fight stats. No limp/establishment narrative — volume, accuracy, share, and vs-average only. Tables sorted **most recent → oldest**. As of 2026-11-22.

Brener Leg Output vs Rebecki Leg Absorption

Side-by-side career board so FightingStats can compare **Brener low-kick/leg output** vs **Rebecki's leg absorption pattern**.

Metric	Brener OFFENSE (leg)	Rebecki DEFENSE (leg abs)	Rebecki OFFENSE (leg)	Brener DEFENSE (leg abs)
Leg sig landed	94	24	76	32
Leg sig attempted	110	30	83	44
Leg accuracy %	85.5%	80.0%	91.6%	72.7%
Leg share % of sig landed	24.4%	5.3%	13.3%	7.0%
Avg leg landed / round	5.53	1.09	3.45	1.88
Avg leg landed / fight	13.43	2.67	8.44	4.57
Sample rounds / fights	17/7	22/9	22/9	17/7

(Brener OFF avg leg/rnd – Rebecki DEF avg leg abs/rnd) = **4.44**. leg share pp (Brener OFF share – Rebecki DEF share) = **19.1**. Brener career leg volume: **94 of 110** (85.5% acc · 24.4% of sig landed). Rebecki career leg absorbed: **24 of 30** (5.3% of sig absorbed). Lightweight division avg leg L/rnd ≈ **2.48**.

Read — volume only

Brener averages **5.53** leg sig landed per round (13.43/fight). Rebecki absorbs **1.09** leg sig per round historically (2.67/fight). Leg landed / attempted from fight stats (significant strikes to the legs).

Leg-Kick Finishes & Fight Narratives (sourced)

Wins by leg kicks (UFC METHOD/DETAILS): No UFC KO/TKO win for either fighter lists leg/calf/low kick in UFC Stats METHOD/DETAILS for this package (check DETAILS per bout).

No sourced fight summaries found where leg kicks were a key part of how the bout played out.

Brener Leg Offense — Round × Opponent

Elves Brener — **offensive** leg sig / low-kick proxy. Columns: Date · Opponent · Round · Sig landed · Leg L/T · Acc% · Share% · vs Opp Avg Abs (Above/Below).

Baseline: round Leg Lnd vs that opponent's career avg leg sig absorbed/rnd (Above/Below/≈Avg; in parentheses). Lightweight division avg leg L/rnd ≈ 2.48.

Career: 94 of 110 leg sig (85.5% · 24.4% of 386 sig landed).

Date	Opponent	Rnd	Sig Lnd	Leg Lnd	Leg Att	Leg Acc%	Leg Share%	vs Opp Avg Abs
2026-09-26	Josiah Harrell	1	25	9	9	100.0%	36.0%	Above (+1.50) vs 7.50
2025-08-02	Esteban Ribovics	1	36	9	9	100.0%	25.0%	Above (+6.81) vs 2.19
2025-08-02	Esteban Ribovics	2	48	4	4	100.0%	8.3%	Above (+1.81) vs 2.19
2025-08-02	Esteban Ribovics	3	34	2	3	66.7%	5.9%	≈Avg (-0.19) vs 2.19
2024-08-03	Joel Alvarez	1	15	9	9	100.0%	60.0%	Above (+4.25) vs 4.75
2024-08-03	Joel Alvarez	2	18	7	8	87.5%	38.9%	Above (+2.25) vs 4.75
2024-08-03	Joel Alvarez	3	12	5	6	83.3%	41.7%	≈Avg (+0.25) vs 4.75
2024-05-04	Myktybek Orolbai	1	10	3	3	100.0%	30.0%	Above (+1.06) vs 1.94
2024-05-04	Myktybek Orolbai	2	21	7	8	87.5%	33.3%	Above (+5.06) vs 1.94
2024-05-04	Myktybek Orolbai	3	17	7	7	100.0%	41.2%	Above (+5.06) vs 1.94
2023-11-04	Kaynan Kruschewsky	1	16	8	10	80.0%	50.0%	Above (+3.75) vs 4.25
2023-07-01	Guram Kutateladze	1	9	2	3	66.7%	22.2%	Below (-0.53) vs 2.53
2023-07-01	Guram Kutateladze	2	27	4	7	57.1%	14.8%	Above (+1.47) vs 2.53
2023-07-01	Guram Kutateladze	3	29	2	3	66.7%	6.9%	Below (-0.53) vs 2.53
2023-02-11	Zubaira Tukhugov	1	24	9	13	69.2%	37.5%	Above (+5.26) vs 3.74
2023-02-11	Zubaira Tukhugov	2	23	4	5	80.0%	17.4%	Above (+0.26) vs 3.74
2023-02-11	Zubaira Tukhugov	3	22	3	3	100.0%	13.6%	Below (-0.74) vs 3.74

Rebecki Leg Defense — Absorbed (Round × Opponent)

Mateusz Rebecki — **defensive** leg sig absorbed (opponent LEG in that EVENT+BOUT+ROUND). Columns: Date · Opponent · Round · Sig abs · Leg Abs L/T · Opp Acc% · Share% · vs Own Avg Abs.

Baseline: round Leg Abs vs this fighter's own career avg leg sig absorbed/rnd (Above/Below/≈Avg; in parentheses). Lightweight division avg leg L/rnd ≈ 2.48.

Career absorbed: 24 of 30 (80.0% opponent leg acc · 5.3% of sig absorbed).

Date	Opponent	Rnd	Sig Abs	Leg Abs	Leg Att	Opp Acc%	Leg Share%	vs Own Avg Abs
2026-08-01	Kyle Prepolec	1	2	0	0	—	0.0%	Below (-1.09) vs 1.09
2026-05-09	Grant Dawson	1	13	0	0	—	0.0%	Below (-1.09) vs 1.09
2026-05-09	Grant Dawson	2	20	2	4	50.0%	10.0%	Above (+0.91) vs 1.09
2026-05-09	Grant Dawson	3	2	0	0	—	0.0%	Below (-1.09) vs 1.09
2025-10-25	Ludovit Klein	1	25	1	1	100.0%	4.0%	≈Avg (-0.09) vs 1.09
2025-10-25	Ludovit Klein	2	38	3	3	100.0%	7.9%	Above (+1.91) vs 1.09
2025-10-25	Ludovit Klein	3	19	0	0	—	0.0%	Below (-1.09) vs 1.09
2025-08-02	Chris Duncan	1	19	3	3	100.0%	15.8%	Above (+1.91) vs 1.09
2025-08-02	Chris Duncan	2	25	0	1	0.0%	0.0%	Below (-1.09) vs 1.09
2025-08-02	Chris Duncan	3	48	2	2	100.0%	4.2%	Above (+0.91) vs 1.09
2024-10-26	Myktybek Orolbai	1	22	7	8	87.5%	31.8%	Above (+5.91) vs 1.09
2024-10-26	Myktybek Orolbai	2	25	2	2	100.0%	8.0%	Above (+0.91) vs 1.09
2024-10-26	Myktybek Orolbai	3	14	0	0	—	0.0%	Below (-1.09) vs 1.09
2024-05-11	Diego Ferreira	1	21	0	0	—	0.0%	Below (-1.09) vs 1.09
2024-05-11	Diego Ferreira	2	40	1	1	100.0%	2.5%	≈Avg (-0.09) vs 1.09
2024-05-11	Diego Ferreira	3	62	0	0	—	0.0%	Below (-1.09) vs 1.09
2023-11-11	Roosevelt Roberts	1	2	1	1	100.0%	50.0%	≈Avg (-0.09) vs 1.09
2023-06-24	Loik Radzhabov	1	10	0	0	—	0.0%	Below (-1.09) vs 1.09
2023-06-24	Loik Radzhabov	2	9	0	0	—	0.0%	Below (-1.09) vs 1.09
2023-01-14	Nick Fiore	1	20	1	3	33.3%	5.0%	≈Avg (-0.09) vs 1.09
2023-01-14	Nick Fiore	2	11	1	1	100.0%	9.1%	≈Avg (-0.09) vs 1.09
2023-01-14	Nick Fiore	3	3	0	0	—	0.0%	Below (-1.09) vs 1.09

STATS

Rebecki Leg Offense — Round × Opponent

Mateusz Rebecki — **offensive** leg sig / low-kick proxy. Same columns as Brener offense (Date · … · vs Opp Avg Abs).

Baseline: round Leg Lnd vs that opponent's career avg leg sig absorbed/rnd (Above/Below/≈Avg; in parentheses). Lightweight division avg leg L/rnd ≈ 2.48.

Career: 76 of 83 leg sig (91.6% · 13.3% of 570 sig landed).

Date	Opponent	Rnd	Sig Lnd	Leg Lnd	Leg Att	Leg Acc%	Leg Share%	vs Opp Avg Abs
2026-08-01	Kyle Prepolec	1	75	0	0	—	0.0%	Below (-6.17) vs 6.17
2026-05-09	Grant Dawson	1	8	1	1	100.0%	12.5%	≈Avg (-0.10) vs 1.10
2026-05-09	Grant Dawson	2	24	3	4	75.0%	12.5%	Above (+1.90) vs 1.10
2026-05-09	Grant Dawson	3	1	1	1	100.0%	100.0%	≈Avg (-0.10) vs 1.10
2025-10-25	Ludovit Klein	1	21	4	4	100.0%	19.0%	Above (+0.91) vs 3.09
2025-10-25	Ludovit Klein	2	21	2	2	100.0%	9.5%	Below (-1.09) vs 3.09
2025-10-25	Ludovit Klein	3	30	0	0	—	0.0%	Below (-3.09) vs 3.09
2025-08-02	Chris Duncan	1	32	11	11	100.0%	34.4%	Above (+8.26) vs 2.74
2025-08-02	Chris Duncan	2	38	6	6	100.0%	15.8%	Above (+3.26) vs 2.74
2025-08-02	Chris Duncan	3	44	2	2	100.0%	4.5%	Below (-0.74) vs 2.74
2024-10-26	Myktybek Orolbai	1	27	5	7	71.4%	18.5%	Above (+3.06) vs 1.94
2024-10-26	Myktybek Orolbai	2	23	3	4	75.0%	13.0%	Above (+1.06) vs 1.94
2024-10-26	Myktybek Orolbai	3	21	1	1	100.0%	4.8%	Below (-0.94) vs 1.94
2024-05-11	Diego Ferreira	1	30	2	2	100.0%	6.7%	Above (+0.53) vs 1.47
2024-05-11	Diego Ferreira	2	16	3	3	100.0%	18.8%	Above (+1.53) vs 1.47
2024-05-11	Diego Ferreira	3	6	2	2	100.0%	33.3%	Above (+0.53) vs 1.47
2023-11-11	Roosevelt Roberts	1	10	3	4	75.0%	30.0%	Below (-0.67) vs 3.67
2023-06-24	Loik Radzhabov	1	28	7	8	87.5%	25.0%	Above (+3.27) vs 3.73
2023-06-24	Loik Radzhabov	2	26	11	12	91.7%	42.3%	Above (+7.27) vs 3.73
2023-01-14	Nick Fiore	1	54	5	5	100.0%	9.3%	Above (+2.17) vs 2.83
2023-01-14	Nick Fiore	2	23	3	3	100.0%	13.0%	≈Avg (+0.17) vs 2.83
2023-01-14	Nick Fiore	3	12	1	1	100.0%	8.3%	Below (-1.83) vs 2.83

Brener Leg Defense — Absorbed (Round × Opponent)

Elves Brener — **defensive** leg sig absorbed. Same columns as Rebecki defense (Date · … · vs Own Avg Abs).

Baseline: round Leg Abs vs this fighter's own career avg leg sig absorbed/rnd (Above/Below/≈Avg; in parentheses). Lightweight division avg leg L/rnd ≈ 2.48.

Career absorbed: 32 of 44 (72.7% opponent leg acc · 7.0% of sig absorbed).

Date	Opponent	Rnd	Sig Abs	Leg Abs	Leg Att	Opp Acc%	Leg Share%	vs Own Avg Abs
2026-09-26	Josiah Harrell	1	9	2	5	40.0%	22.2%	≈Avg (+0.12) vs 1.88
2025-08-02	Esteban Ribovics	1	39	4	6	66.7%	10.3%	Above (+2.12) vs 1.88
2025-08-02	Esteban Ribovics	2	34	6	9	66.7%	17.6%	Above (+4.12) vs 1.88
2025-08-02	Esteban Ribovics	3	49	3	4	75.0%	6.1%	Above (+1.12) vs 1.88
2024-08-03	Joel Alvarez	1	25	1	1	100.0%	4.0%	Below (-0.88) vs 1.88
2024-08-03	Joel Alvarez	2	31	2	2	100.0%	6.5%	≈Avg (+0.12) vs 1.88
2024-08-03	Joel Alvarez	3	39	1	1	100.0%	2.6%	Below (-0.88) vs 1.88
2024-05-04	Myktybek Orolbai	1	20	2	3	66.7%	10.0%	≈Avg (+0.12) vs 1.88
2024-05-04	Myktybek Orolbai	2	28	0	1	0.0%	0.0%	Below (-1.88) vs 1.88
2024-05-04	Myktybek Orolbai	3	17	1	1	100.0%	5.9%	Below (-0.88) vs 1.88
2023-11-04	Kaynan Kruschewsky	1	8	0	0	—	0.0%	Below (-1.88) vs 1.88
2023-07-01	Guram Kutateladze	1	30	3	3	100.0%	10.0%	Above (+1.12) vs 1.88
2023-07-01	Guram Kutateladze	2	33	5	6	83.3%	15.2%	Above (+3.12) vs 1.88
2023-07-01	Guram Kutateladze	3	22	0	0	—	0.0%	Below (-1.88) vs 1.88
2023-02-11	Zubaira Tukhugov	1	17	0	0	—	0.0%	Below (-1.88) vs 1.88
2023-02-11	Zubaira Tukhugov	2	36	1	1	100.0%	2.8%	Below (-0.88) vs 1.88
2023-02-11	Zubaira Tukhugov	3	17	1	1	100.0%	5.9%	Below (-0.88) vs 1.88

Opponent Career Historical Avg — Leg Sig Absorbed

For each UFC opponent faced: career historical average leg sig strikes **absorbed** (what opponents land on them across their UFC career). This is the offense-row baseline for the Above/Below column. Opponents ordered by most recent appearance.

Opponents faced by Mateusz Rebecki — their career leg-absorbed averages

Opponent	Fights	Rnds	Leg Abs L/T	Avg Leg Abs /Fight	Avg /Rnd	Leg Acc% on them	Leg Share% of SS Abs
Kyle Prepolec	5	12	74 of 84	14.80	6.17	88.1%	21.0%
Grant Dawson	16	41	45 of 53	2.81	1.10	84.9%	10.3%
Ludovit Klein	13	34	105 of 121	8.08	3.09	86.8%	18.1%
Chris Duncan	9	19	52 of 58	5.78	2.74	89.7%	15.1%
Myktybek Orolbai	7	16	31 of 35	4.43	1.94	88.6%	17.0%
Diego Ferreira	19	43	63 of 78	3.32	1.47	80.8%	9.3%
Roosevelt Roberts	10	21	77 of 94	7.70	3.67	81.9%	25.6%
Loik Radzhabov	4	11	41 of 53	10.25	3.73	77.4%	22.5%
Nick Fiore	2	6	17 of 17	8.50	2.83	100.0%	7.1%

Opponents faced by Elves Brener — their career leg-absorbed averages

Opponent	Fights	Rnds	Leg Abs L/T	Avg Leg Abs /Fight	Avg /Rnd	Leg Acc% on them	Leg Share% of SS Abs
Josiah Harrell	2	2	15 of 17	7.50	7.50	88.2%	25.9%
Esteban Ribovics	9	21	46 of 50	5.11	2.19	92.0%	8.4%
Joel Alvarez	12	24	114 of 137	9.50	4.75	83.2%	27.7%
Myktybek Orolbai	7	16	31 of 35	4.43	1.94	88.6%	17.0%
Kaynan Kruschewsky	2	4	17 of 20	8.50	4.25	85.0%	15.7%
Guram Kutateladze	5	15	38 of 47	7.60	2.53	80.9%	12.3%
Zubaira Tukhugov	9	23	86 of 121	9.56	3.74	71.1%	24.9%

Source: UFCStats **LEG** = significant strikes to the legs (leg sig / low-kick proxy). Landed of attempted parsed from fight-stats CSV. Sort: most recent → oldest.

Lightweight Division Context

Upcoming bout is billed **Lightweight**. Division pool (n=457): Fighters whose majority of UFC bouts are in billed class 'Lightweight', OR whose most recent UFC bout is in that family. **Last Greco weight class:** Rebecki = **Lightweight Bout**; Brener = **Lightweight Bout**. Values: fighter · division average · delta · standing in division. Control rows show seconds and % of a 15-min fight.

Metric	Div Avg	Rebecki	vs avg	Rebecki standing	Brener	vs avg	Brener standing
SS Acc %	42.3%	49.4%	+7.1 pp	top 24%	48.5%	+6.2 pp	top 28%
SS Def %	54.4%	55.0%	+0.6 pp	top 49%	50.9%	-3.5 pp	top 67%
TD Acc %	36.2%	50.0%	+13.8 pp	top 25%	16.7%	-19.5 pp	top 82%
TDD %	56.1%	53.3%	-2.8 pp	top 59%	71.4%	+15.3 pp	top 29%
Control expected / 15 min	169.4s (18.8%)	260.1s (28.9%)	+90.7s	top 22%	69.8s (7.8%)	-99.6s	top 74%
Control allowed / 15 min	222.3s (24.7%)	108.9s (12.1%)	-113.4s	top 26%	159.5s (17.7%)	-62.8s	top 41%
KD rate / 15	0.27	0.71	+0.44	top 11%	0.56	+0.29	top 15%
KD Abs rate / 15	0.52	0.00	-0.52	top 37%	0.37	-0.15	top 62%
SLpM	3.12	5.43	+2.31	top 7.7%	4.82	+1.70	top 14%
SApM	3.65	4.29	+0.64	top 71%	5.67	+2.02	top 89%

Control expected / allowed per 15 min = total CTRL (or CTRL against) seconds ÷ fight seconds × 900. Shown as seconds and % of a 15-minute (900s) fight (e.g. 290.4s ≈ 32.3%).

Rebecki vs division field

SS Acc **49.4%** (div avg 42.3%, top 24%) · SS Def **55.0%** (top 49%) · TDD **53.3%** (top 59%). Last Greco class: Lightweight Bout.

Brener vs division field

SLpM **4.82** (top 14%) · TDD **71.4%** (top 29%) · SS Def **50.9%** (top 67%). Last Greco class: Lightweight Bout.

Standing = share of the Lightweight pool at or better on that metric (“top X%”). For Control allowed / 15, KD Abs rate, and SApM, lower is better.

Mateusz Rebecki — A/B/C/D Fight Tables

Locked next-build tables. **A/B** = every UFC round × opponent (most recent first); sig by **distance / clinch / ground only** (no head/body/leg). Striking time = mm:ss [% of round clock] (clock – CTRL). Stand/15* = projected sig pace if stand-up lasted a full 15 min on striking-time basis. **C/D** = fight-level grappling. C/D styles: **bold gold wash** = ≥1 TD attempt; muted = 0 attempts; **teal wash** = landed ≥1 TD vs historically strong career TDD (≥70%). Diff = subject sig landed – absorbed.

A — Offensive Significant Strikes — Mateusz Rebecki

SS T/L = thrown/landed. Dist/Clin/Gnd = sig landed/thrown by position. Tot D/C/G uses UFCStats position splits (all distance strikes are significant).

Date	Opponent	R	WC	SS T/L	Diff	KD	Dist	Clin	Gnd	Tot T/L	Tot D/C/G	StrTime [%clk]	Stand/15 *
Aug 01, 2026	Kyle Prepolec	1	Lightweight Bout	98/75	73	0	7/14	0/0	68/84	174/132	7/0/68	0:37 [13%]	170.3
May 09, 2026	Grant Dawson	1	Lightweight Bout	11/8	-5	0	4/6	4/4	0/1	12/9	4/4/0	4:10 [83%]	14.4
May 09, 2026	Grant Dawson	2	Lightweight Bout	51/24	4	1	22/42	0/0	2/9	62/34	22/0/2	3:31 [70%]	93.8
May 09, 2026	Grant Dawson	3	Lightweight Bout	2/1	-1	0	1/2	0/0	0/0	7/6	1/0/0	4:39 [99%]	3.2
Oct 25, 2025	Ludovit Klein	1	Lightweight Bout	50/21	-4	0	19/48	2/2	0/0	50/21	19/2/0	4:13 [84%]	67.6
Oct 25, 2025	Ludovit Klein	2	Lightweight Bout	61/21	-17	0	21/61	0/0	0/0	62/22	21/0/0	4:37 [92%]	68.2
Oct 25, 2025	Ludovit Klein	3	Lightweight Bout	48/30	11	0	5/21	2/2	23/25	96/70	5/2/23	1:07 [22%]	67.2
Aug 02, 2025	Chris Duncan	1	Lightweight Bout	74/32	13	0	30/72	2/2	0/0	81/38	30/2/0	4:00 [80%]	112.5
Aug 02, 2025	Chris Duncan	2	Lightweight Bout	88/38	13	0	38/88	0/0	0/0	88/38	38/0/0	4:41 [94%]	121.7
Aug 02, 2025	Chris Duncan	3	Lightweight Bout	105/44	-4	0	36/96	8/9	0/0	109/47	36/8/0	4:56 [99%]	109.5
Oct 26, 2024	Myktybek Orolbai	1	Catch Weight Bout	57/27	5	0	26/56	1/1	0/0	57/27	26/1/0	5:00 [100%]	78.0
Oct 26, 2024	Myktybek Orolbai	2	Catch Weight Bout	55/23	-2	0	22/54	1/1	0/0	56/24	22/1/0	4:45 [95%]	69.5
Oct 26, 2024	Myktybek Orolbai	3	Catch Weight Bout	34/21	7	1	6/16	3/4	12/14	61/42	6/3/12	2:51 [57%]	31.6
May 11, 2024	Diego Ferreira	1	Lightweight Bout	60/30	9	1	24/52	0/0	6/8	66/35	24/0/6	3:44 [75%]	96.4
May 11, 2024	Diego Ferreira	2	Lightweight Bout	48/16	-24	0	16/48	0/0	0/0	51/19	16/0/0	4:05 [82%]	58.8
May 11, 2024	Diego Ferreira	3	Lightweight Bout	29/6	-56	0	6/29	0/0	0/0	29/6	6/0/0	4:36 [95%]	19.6
Nov 11, 2023	Roosevelt Roberts	1	Lightweight Bout	16/10	8	0	3/9	0/0	7/7	38/28	3/0/7	0:54 [29%]	50.0
Jun 24, 2023	Loik Radzhabov	1	Lightweight Bout	54/28	18	0	28/54	0/0	0/0	64/35	28/0/0	3:07 [62%]	134.8
Jun 24, 2023	Loik Radzhabov	2	Lightweight Bout	41/26	17	2	26/41	0/0	0/0	46/29	26/0/0	2:32 [97%]	153.9
Jan 14, 2023	Nick Fiore	1	Lightweight Bout	101/54	34	0	43/85	2/6	9/10	107/59	43/2/9	3:28 [69%]	186.1
Jan 14, 2023	Nick Fiore	2	Lightweight Bout	49/23	12	0	17/42	0/1	6/6	76/42	17/0/6	2:17 [46%]	111.7

Date	Opponent	R	WC	SS T/L	Diff	KD	Dist	Clin	Gnd	Tot T/L	Tot D/C/G	StrTime [%clk]	Stand/15 *
Jan 14, 2023	Nick Fiore	3	Lightweight Bout	21/12	9	0	3/11	2/3	7/7	45/29	3/2/7	0:48 [16%]	56.2

B — Defensive Significant Strikes — Mateusz Rebecki

Absorbed mirror. Abs T/L = opponent thrown/landed on subject. KD↓ = knockdowns absorbed. Abs/15 = distance sig absorbed per 15 min of striking time.

Date	Opponent	R	WC	Abs T/L	Diff	KD↓	Dist	Clin	Gnd	Tot Abs	Tot D/C/G	StrTime [%clk]	Abs/15*
Aug 01, 2026	Kyle Prepolec	1	Lightweight Bout	13/2	73	0	1/12	0/0	1/1	23/11	1/0/1	0:37 [13%]	24.3
May 09, 2026	Grant Dawson	1	Lightweight Bout	21/13	-5	0	4/12	5/5	4/4	35/24	4/5/4	4:10 [83%]	14.4
May 09, 2026	Grant Dawson	2	Lightweight Bout	69/20	4	0	19/66	1/2	0/1	70/21	19/1/0	3:31 [70%]	81.0
May 09, 2026	Grant Dawson	3	Lightweight Bout	4/2	-1	0	1/3	0/0	1/1	31/26	1/0/1	4:39 [99%]	3.2
Oct 25, 2025	Ludovit Klein	1	Lightweight Bout	45/25	-4	0	25/45	0/0	0/0	45/25	25/0/0	4:13 [84%]	88.9
Oct 25, 2025	Ludovit Klein	2	Lightweight Bout	67/38	-17	0	37/65	0/1	1/1	70/41	37/0/1	4:37 [92%]	120.2
Oct 25, 2025	Ludovit Klein	3	Lightweight Bout	28/19	11	0	10/16	0/1	9/11	34/24	10/0/9	1:07 [22%]	134.3
Aug 02, 2025	Chris Duncan	1	Lightweight Bout	62/19	13	0	19/62	0/0	0/0	62/19	19/0/0	4:00 [80%]	71.2
Aug 02, 2025	Chris Duncan	2	Lightweight Bout	62/25	13	0	25/62	0/0	0/0	63/26	25/0/0	4:41 [94%]	80.1
Aug 02, 2025	Chris Duncan	3	Lightweight Bout	98/48	-4	0	41/90	7/8	0/0	100/50	41/7/0	4:56 [99%]	124.7
Oct 26, 2024	Myktybek Orolbai	1	Catch Weight Bout	51/22	5	0	22/51	0/0	0/0	51/22	22/0/0	5:00 [100%]	66.0
Oct 26, 2024	Myktybek Orolbai	2	Catch Weight Bout	57/25	-2	0	25/56	0/1	0/0	61/28	25/0/0	4:45 [95%]	79.0
Oct 26, 2024	Myktybek Orolbai	3	Catch Weight Bout	27/14	7	0	13/26	0/0	1/1	50/35	13/0/1	2:51 [57%]	68.4
May 11, 2024	Diego Ferreira	1	Lightweight Bout	65/21	9	0	21/64	0/1	0/0	73/28	21/0/0	3:44 [75%]	84.4
May 11, 2024	Diego Ferreira	2	Lightweight Bout	79/40	-24	0	38/77	0/0	2/2	88/49	38/0/2	4:05 [82%]	139.6
May 11, 2024	Diego Ferreira	3	Lightweight Bout	97/62	-56	0	35/62	0/0	27/35	111/74	35/0/27	4:36 [95%]	114.1
Nov 11, 2023	Roosevelt Roberts	1	Lightweight Bout	7/2	8	0	2/7	0/0	0/0	12/6	2/0/0	0:54 [29%]	33.3
Jun 24, 2023	Loik Radzhabov	1	Lightweight Bout	30/10	18	0	10/30	0/0	0/0	30/10	10/0/0	3:07 [62%]	48.1
Jun 24, 2023	Loik Radzhabov	2	Lightweight Bout	24/9	17	0	9/24	0/0	0/0	24/9	9/0/0	2:32 [97%]	53.3
Jan 14, 2023	Nick Fiore	1	Lightweight Bout	53/20	34	0	17/47	3/6	0/0	57/23	17/3/0	3:28 [69%]	73.6
Jan 14, 2023	Nick Fiore	2	Lightweight Bout	31/11	12	0	8/27	2/3	1/1	39/19	8/2/1	2:17 [46%]	52.5
Jan 14, 2023	Nick Fiore	3	Lightweight Bout	9/3	9	0	3/9	0/0	0/0	17/10	3/0/0	0:48 [16%]	56.2

C — Offensive Takedowns — Mateusz Rebecki

Opp TD allwd/f = opponent career takedowns absorbed ÷ UFC fights. Opp Career TDD% = 1 – (TD landed on them / TD attempted on them).

Date	Opponent	R	Res	TD A/L	Opp TD allwd/f	CTRL	Sub	Rev	Opp Career TDD%
Aug 01, 2026	Kyle Prepolec	—	W	1/1	1.40	4:04	0	0	41.7%
May 09, 2026	Grant Dawson	—	L	5/1	0.25	2:22	0	1	66.7%
Oct 25, 2025	Ludovit Klein	—	L	12/3	0.85	5:03	0	0	76.6%
Aug 02, 2025	Chris Duncan	—	L	6/2	0.89	1:23	0	0	55.6%
Oct 26, 2024	Myktybek Orolbai	—	W	4/3	1.00	2:24	0	0	36.4%
May 11, 2024	Diego Ferreira	—	L	5/4	1.83	2:26	0	0	58.2%
Nov 11, 2023	Roosevelt Roberts	—	W	2/2	1.10	2:14	1	0	47.6%
Jun 24, 2023	Loik Radzhabov	—	W	1/1	2.00	1:57	1	0	42.9%
Jan 14, 2023	Nick Fiore	—	W	4/3	2.00	8:27	0	0	71.4%

Above-expected TD (C) — Mateusz Rebecki

Landed ≥1 TD vs historically strong career TDD (≥70%): Ludovit Klein (Oct 25, 2025) TD 3/12 vs career TDD 76.6%; Nick Fiore (Jan 14, 2023) TD 3/4 vs career TDD 71.4%.

D — Defensive Grappling — Mateusz Rebecki

TD ag = takedown attempts/landed against subject. CTRL ag = opponent control. Fight TDD% = stuff rate in that fight; Opp TD Acc = opponent career offensive TD accuracy. Teal wash = opponent landed ≥1 TD despite subject's strong career TDD.

Date	Opponent	R	Res	TD ag A/L	CTRL ag	Sub ag	Rev ag	Fight TDD%	Opp TD Acc	Opp TD/f
Aug 01, 2026	Kyle Prepolec	—	W	0/0	0:00	0	0	—	—	0.00
May 09, 2026	Grant Dawson	—	L	3/1	7:08	4	0	66.7%	—	2.88
Oct 25, 2025	Ludovit Klein	—	L	0/0	0:00	0	0	—	—	1.08
Aug 02, 2025	Chris Duncan	—	L	1/0	0:27	0	0	100.0%	—	1.56
Oct 26, 2024	Myktybek Orolbai	—	W	5/2	2:05	0	1	60.0%	—	5.71
May 11, 2024	Diego Ferreira	—	L	3/3	2:12	0	0	0.0%	—	0.72
Nov 11, 2023	Roosevelt Roberts	—	W	0/0	0:13	0	1	—	—	0.50
Jun 24, 2023	Loik Radzhabov	—	W	0/0	0:03	0	0	—	—	3.75
Jan 14, 2023	Nick Fiore	—	W	3/1	0:34	0	0	66.7%	—	2.50

Elves Brener — A/B/C/D Fight Tables

Locked next-build tables. **A/B** = every UFC round × opponent (most recent first); sig by **distance / clinch / ground only** (no head/body/leg). Striking time = mm:ss [% of round clock] (clock – CTRL). Stand/15* = projected sig pace if stand-up lasted a full 15 min on striking-time basis. **C/D** = fight-level grappling. C/D styles: **bold gold wash** = ≥1 TD attempt; muted = 0 attempts; **teal wash** = landed ≥1 TD vs historically strong career TDD (≥70%). Diff = subject sig landed – absorbed.

A — Offensive Significant Strikes — Elves Brener

SS T/L = thrown/landed. Dist/Clin/Gnd = sig landed/thrown by position. Tot D/C/G uses UFCStats position splits (all distance strikes are significant).

Date	Opponent	R	WC	SS T/L	Diff	KD	Dist	Clin	Gnd	Tot T/L	Tot D/C/G	StrTime [%clk]	Stand/15 *
Sep 26, 2026	Josiah Harrell	1	Lightweight Bout	36/25	16	1	21/32	1/1	3/3	39/28	21/1/3	4:09 [98%]	75.9
Aug 02, 2025	Esteban Ribovics	1	Lightweight Bout	68/36	-3	0	36/68	0/0	0/0	69/37	36/0/0	5:00 [100%]	108.0
Aug 02, 2025	Esteban Ribovics	2	Lightweight Bout	88/48	14	0	48/88	0/0	0/0	92/51	48/0/0	5:00 [100%]	144.0
Aug 02, 2025	Esteban Ribovics	3	Lightweight Bout	94/34	-15	0	34/92	0/2	0/0	95/35	34/0/0	5:00 [100%]	102.0
Aug 03, 2024	Joel Alvarez	1	Lightweight Bout	27/15	-10	0	15/27	0/0	0/0	28/15	15/0/0	4:43 [94%]	47.7
Aug 03, 2024	Joel Alvarez	2	Lightweight Bout	42/18	-13	0	18/42	0/0	0/0	42/18	18/0/0	4:55 [98%]	54.9
Aug 03, 2024	Joel Alvarez	3	Lightweight Bout	28/12	-27	0	12/27	0/1	0/0	28/12	12/0/0	3:36 [100%]	50.0
May 04, 2024	Myktybek Orolbai	1	Lightweight Bout	19/10	-10	0	6/14	0/0	4/5	23/14	6/0/4	4:30 [90%]	20.0
May 04, 2024	Myktybek Orolbai	2	Lightweight Bout	34/21	-7	0	15/28	2/2	4/4	47/33	15/2/4	4:40 [93%]	48.2
May 04, 2024	Myktybek Orolbai	3	Lightweight Bout	38/17	0	0	14/33	0/1	3/4	55/32	14/0/3	2:55 [58%]	72.0
Nov 04, 2023	Kaynan Kruschewsky	1	Catch Weight Bout	33/16	8	1	16/33	0/0	0/0	33/16	16/0/0	3:58 [99%]	60.5
Jul 01, 2023	Guram Kutateladze	1	Lightweight Bout	22/9	-21	0	8/20	1/2	0/0	42/26	8/1/0	2:49 [56%]	42.6
Jul 01, 2023	Guram Kutateladze	2	Lightweight Bout	57/27	-6	0	20/46	3/3	4/8	68/36	20/3/4	4:55 [98%]	61.0
Jul 01, 2023	Guram Kutateladze	3	Lightweight Bout	53/29	7	1	25/46	2/3	2/4	55/31	25/2/2	2:45 [84%]	136.4
Feb 11, 2023	Zubaira Tukhugov	1	Lightweight Bout	67/24	7	0	24/67	0/0	0/0	67/24	24/0/0	5:00 [100%]	72.0
Feb 11, 2023	Zubaira Tukhugov	2	Lightweight Bout	52/23	-13	0	23/51	0/1	0/0	52/23	23/0/0	5:00 [100%]	69.0
Feb 11, 2023	Zubaira Tukhugov	3	Lightweight Bout	38/22	5	0	19/35	3/3	0/0	51/35	19/3/0	5:00 [100%]	57.0

B — Defensive Significant Strikes — Elves Brener

Absorbed mirror. Abs T/L = opponent thrown/landed on subject. KD↓ = knockdowns absorbed. Abs/15 = distance sig absorbed per 15 min of striking time.

Date	Opponent	R	WC	Abs T/L	Diff	KD↓	Dist	Clin	Gnd	Tot Abs	Tot D/C/G	StrTime [%clk]	Abs/15*
Sep 26, 2026	Josiah Harrell	1	Lightweight Bout	21/9	16	0	9/21	0/0	0/0	21/9	9/0/0	4:09 [98%]	32.5

Date	Opponent	R	WC	Abs T/L	Diff	KD↓	Dist	Clin	Gnd	Tot Abs	Tot D/C/G	StrTime [%clk]	Abs/15*
Aug 02, 2025	Esteban Ribovics	1	Lightweight Bout	95/39	-3	0	31/82	0/0	8/13	97/40	31/0/8	5:00 [100%]	93.0
Aug 02, 2025	Esteban Ribovics	2	Lightweight Bout	84/34	14	0	34/84	0/0	0/0	85/34	34/0/0	5:00 [100%]	102.0
Aug 02, 2025	Esteban Ribovics	3	Lightweight Bout	102/49	-15	0	49/102	0/0	0/0	102/49	49/0/0	5:00 [100%]	147.0
Aug 03, 2024	Joel Alvarez	1	Lightweight Bout	36/25	-10	0	21/32	4/4	0/0	52/39	21/4/0	4:43 [94%]	66.8
Aug 03, 2024	Joel Alvarez	2	Lightweight Bout	45/31	-13	0	31/45	0/0	0/0	46/32	31/0/0	4:55 [98%]	94.6
Aug 03, 2024	Joel Alvarez	3	Lightweight Bout	60/39	-27	1	19/35	20/25	0/0	66/43	19/20/0	3:36 [100%]	79.2
May 04, 2024	Myktybek Orolbai	1	Lightweight Bout	35/20	-10	0	8/22	0/0	12/13	41/26	8/0/12	4:30 [90%]	26.7
May 04, 2024	Myktybek Orolbai	2	Lightweight Bout	49/28	-7	0	13/25	0/0	15/24	57/35	13/0/15	4:40 [93%]	41.8
May 04, 2024	Myktybek Orolbai	3	Lightweight Bout	35/17	0	1	11/29	3/3	3/3	40/22	11/3/3	2:55 [58%]	56.6
Nov 04, 2023	Kaynan Kruschewsky	1	Catch Weight Bout	31/8	8	0	8/31	0/0	0/0	31/8	8/0/0	3:58 [99%]	30.2
Jul 01, 2023	Guram Kutateladze	1	Lightweight Bout	48/30	-21	0	18/30	12/16	0/2	51/33	18/12/0	2:49 [56%]	95.9
Jul 01, 2023	Guram Kutateladze	2	Lightweight Bout	73/33	-6	0	23/60	4/4	6/9	81/41	23/4/6	4:55 [98%]	70.2
Jul 01, 2023	Guram Kutateladze	3	Lightweight Bout	42/22	7	0	13/32	9/10	0/0	45/25	13/9/0	2:45 [84%]	70.9
Feb 11, 2023	Zubaira Tukhugov	1	Lightweight Bout	43/17	7	0	16/42	1/1	0/0	43/17	16/1/0	5:00 [100%]	48.0
Feb 11, 2023	Zubaira Tukhugov	2	Lightweight Bout	78/36	-13	0	36/78	0/0	0/0	78/36	36/0/0	5:00 [100%]	108.0
Feb 11, 2023	Zubaira Tukhugov	3	Lightweight Bout	48/17	5	0	16/47	1/1	0/0	51/20	16/1/0	5:00 [100%]	48.0

C — Offensive Takedowns — Elves Brener

Opp TD allwd/f = opponent career takedowns absorbed ÷ UFC fights. Opp Career TDD% = 1 – (TD landed on them / TD attempted on them).

Date	Opponent	R	Res	TD A/L	Opp TD allwd/f	CTRL	Sub	Rev	Opp Career TDD%
Sep 26, 2026	Josiah Harrell	—	W	0/0	1.00	0:05	0	0	0.0%
Aug 02, 2025	Esteban Ribovics	—	L	9/0	2.11	0:00	0	0	66.7%
Aug 03, 2024	Joel Alvarez	—	L	5/0	1.25	0:22	0	0	48.3%
May 04, 2024	Myktybek Orolbai	—	L	6/3	1.00	2:55	0	2	36.4%
Nov 04, 2023	Kaynan Kruschewsky	—	W	0/0	0.50	0:03	0	0	75.0%
Jul 01, 2023	Guram Kutateladze	—	W	7/2	1.80	2:48	0	0	75.0%
Feb 11, 2023	Zubaira Tukhugov	—	W	3/0	0.00	0:00	0	0	100.0%

Above-expected TD (C) — Elves Brener

Landed ≥1 TD vs historically strong career TDD (≥70%): Guram Kutateladze (Jul 01, 2023) TD 2/7 vs career TDD 75.0%.

D — Defensive Grappling — Elves Brener

TD ag = takedown attempts/landed against subject. CTRL ag = opponent control. Fight TDD% = stuff rate in that fight; Opp TD Acc = opponent career offensive TD accuracy. Teal wash = opponent landed ≥1 TD despite subject's strong career TDD.

Date	Opponent	R	Res	TD ag A/L	CTRL ag	Sub ag	Rev ag	Fight TDD%	Opp TD Acc	Opp TD/f
Sep 26, 2026	Josiah Harrell	—	W	3/2	0:33	0	0	33.3%	—	1.00
Aug 02, 2025	Esteban Ribovics	—	L	0/0	1:02	0	0	—	—	0.22
Aug 03, 2024	Joel Alvarez	—	L	1/0	0:51	1	0	100.0%	—	0.08
May 04, 2024	Myktybek Orolbai	—	L	17/5	7:12	0	0	70.6%	—	5.71
Nov 04, 2023	Kaynan Kruschewsky	—	W	0/0	0:00	0	0	—	—	1.50
Jul 01, 2023	Guram Kutateladze	—	W	3/1	2:23	0	0	66.7%	—	0.60
Feb 11, 2023	Zubaira Tukhugov	—	W	4/0	2:11	0	0	100.0%	—	1.78

Thanks for Reading — Next Steps

Continue with FightingStats

- Bets, predictions & tape breakdowns → patreon.com/FightingStats
- Generate your own interactive matchups → fightingstats.com
- Public records & results → fightingstats.com/results

Bankroll Tracker Results

Pulled at build from **bankroll-10232026** (year sheets + all-time rollup). Figures are not hardcoded in the template.

Period	W-L	Profit	Units	ROI
2024	386-648	$61,106	+122.2u	14.7%
2025	716-989	$183,271	+366.5u	25.6%
2026 YTD	807-888	$48,812	+122.5u	7.8%
All-time since 2024	1909-2525	$293,189	+611.2u	16.7%
2026 Live Betting	272-197	$31,001	+65.9u	13.8%

Follow FightingStats & Art

@FightingStatsCom · @fightingstats · @FightingStatsCo · @fightingstatsco · Art on X: @MrElectricute · Site: fightingstats.com · Patreon

About the Author — Art C



Art C is a professional sports bettor with **20+ years** of experience, specializing in **UFC / MMA**. He spends **20+ hours per week** on stats and tape study. Tape breakdowns live on Patreon; the analysis drives the results shown above.

@MrElectricute · Patreon · fightingstats.com