FIGHTING STATS

Customer Matchup Package

Serghei Spivac vs **Mario Pinto**

UFC Fight Night — Heavyweight

Main Card · UFC.com rankings: #10 Serghei Spivac vs Mario Pinto (Heavyweight)
UFC Fight Night: Adesanya vs Magomedov · Dec 5, 2026

Inside this report

Matchup Brief — Serghei Spivac vs Mario Pinto
Scouting Report — Serghei Spivac
Scouting Report — Mario Pinto
Matchup Board A — Spivac OFFENSE vs Pinto DEFENSE
Matchup Board B — Spivac DEFENSE vs Pinto OFFENSE
Tale of the Tape
Career Striking Breakdown (multi-column)
Grappling Breakdown & Matchup Implications
Pinto Leg Output vs Spivac Leg Absorption
Pinto Leg Offense — Round × Opponent
Spivac Leg Defense — Absorbed (Round × Opponent)
Spivac Leg Offense — Round × Opponent
Pinto Leg Defense — Absorbed (Round × Opponent)
Opponent Career Historical Avg — Leg Sig Absorbed
Heavyweight Division Context
Serghei Spivac — A/B/C/D Fight Tables
Mario Pinto — A/B/C/D Fight Tables
Results & About FightingStats

Data as of 2026-11-19 · UFC career statistics

JOIN FOR FREE

This FightingStats report is available for FREE at Patreon.com/FightingStats for a limited time

JOIN FOR FREE

https://www.patreon.com/FightingStats

Build your own custom matchups at fightingstats.com (interactive matchups)

Public results: fightingstats.com/results

All-time since 2024: up +611.2 units at 16.7% ROI

Follow Fighting Stats

YT @FightingStatsCom · IG @fightingstats · X @FightingStatsCo · TT @fightingstatsco

MATCHUP BRIEF — Spivac vs Pinto

Matchup Brief — Serghei Spivac vs Mario Pinto

Fighting Stats Dashboard stats updated: 2026-11-19 check of the 2026-11-16 pull (UFC Stats commit 96adace8, 2026-11-15 data refresh; UFC Stats data through UFC 334: Gane vs. Hokit, Nov 14, 2026) **Research as-of:** 2026-11-19 **Bout:** Heavyweight — **Serghei Spivac (Blue)** vs **Mario Pinto (Red)** — UFC Fight Night: Adesanya vs. Magomedov (Main Card), Sat Dec 5, 2026, Riyadh, Saudi Arabia (UFC.com: The Venue, Riyadh; Wikipedia/Sherdog/Tapology: anb Arena)

1. Quick Tape

Serghei Spivac (Blue)		Mario Pinto (Red)
18-7-0 (UFC **9-7**)	**Record**	**13-0-0** (UFC **4-0**)
31 on fight night (DOB Jan 24, 1995)	**Age**	**28** on fight night (DOB Mar 14, 1998)
6' 3" / 78"	**Height / Reach**	6' 5" / 79"
Orthodox	**Stance**	Orthodox
Polar Bear Team	**Gym**	Fightzone London
#10 (HW)	**Ranking**	Unranked (official); #10 META
L1	**Streak**	W13
Vitor Petrino — Decision (Unanimous) L (Aug 22, 2026)	**Last fight**	Ryan Spann — TKO (Punches) W (Sep 5, 2026)
Pro: 7 KO / 8 SUB / 3 DEC	**Win methods**	Pro: 8 KO / 1 SUB / 4 DEC
Yes (4 KO/TKO, 0 SUB, 3 DEC losses)	**Finished before?**	Never beaten
~3.4 months (105 days)	**Layoff into this bout**	**~3.0 months** (91 days)
Heavyweight throughout his pro career (Sherdog; UFC Stats)	**Weight history**	Heavyweight throughout his pro career (Sherdog; UFC Stats)

2. Statistical Edges (UFC — UFC Stats)

Heavyweight division averages from UFC Stats (n=258 with metrics).

Spivac (16, 140.5 min)	Metric	Pinto (4, 35.7 min)	Edge
3.35 (pctl 59)	**SLpM**	3.47 (pctl 63)	Pinto
4.23 (pctl 26)	**SApM**	1.88 (pctl 85)	Pinto
46.9% (pctl 44)	**Str Acc**	68.5% (pctl 95)	Pinto
50.9% (pctl 52)	**Str Def**	58.6% (pctl 85)	Pinto
57.1% (pctl 76)	**TD Acc**	42.3% (pctl 59)	Spivac
52.9% (pctl 39)	**TD Def**	100.0% (pctl 86)	Pinto
4:26 (pctl 70)	**CTRL /15**	7:22 (pctl 93)	Pinto
2:18 (pctl 54)	**CTRL against /15**	0:34 (pctl 81)	Pinto
0.00 (pctl 0)	**KD rate /15**	0.42 (pctl 67)	Pinto

Spivac (16, 140.5 min)	Metric	Pinto (4, 35.7 min)	Edge
0.21 (pctl 52)	**KD absorbed /15**	0.42 (pctl 38)	Spivac
3.42 (32/56)	**TD Avg /15**	4.62 (11/26)	Pinto
0.43	**Sub Avg /15**	0.84	Pinto
Distance 62.8% / Clinch 3.6% / Ground 33.5%	**Position share (sig landed)**	Distance 35.5% / Clinch 16.1% / Ground 48.4%	—

3. Style Clash (sourced, how they normally win)

Spivac path (how he has been winning): Grappling-heavy heavyweight: 9-7 in the UFC, 32 UFC takedowns (third in division history per Wikipedia), submissions of Tuivasa, Lewis and Tybura; four stoppage losses, all in rounds 1-2.

Pinto path (how he has been winning): Unbeaten striker (13-0): four UFC wins, three by second-round KO/TKO; LFL grand prix and title winner who has also gone five rounds.

Central tension: Spivac's takedowns and top control against Pinto's size, reach and second-round power.

Physicals + stance: Pinto is 6' 5" with a 79" reach (UFC.com); Spivac is 6' 3" with a 78" reach (UFC Stats).

4. Optimal Matchup Path (keys — not picks)

For Spivac (Blue)

- Wrestle early; his UFC wins over Lewis and Tybura came by first-round submission.
- Avoid long striking exchanges at range against the longer man.
- Make Pinto carry weight on the fence and the mat.

For Pinto (Red)

- Keep it standing and punish entries; three of his UFC wins were second-round stoppages.
- Defend the first takedown and get back up.
- Use the size and reach edge.

Expectation-break watch: Pinto's takedown defense, which has not been tested by a wrestler of Spivac's volume in the UFC.

5. Last Five Fights (dates + time between)

Spivac — last 5

#	Date	Opponent	Result	Method	Time since prior
1	**Aug 22, 2026**	Vitor Petrino (UFC Fight Night 285 - Hernandez vs. Rodrigues)	L	Decision (Unanimous)	**182 days** after Delija
2	**Feb 21, 2026**	Ante Delija (UFC Fight Night 267 - Strickland vs. Hernandez)	W	Decision (Unanimous)	**259 days** after Cortes-Acosta
3	**Jun 7, 2025**	Waldo Cortes-Acosta (UFC 316 - Dvalishvili vs. O'Malley 2)	L	Decision (Unanimous)	**140 days** after Almeida
4	**Jan 18, 2025**	Jailton Almeida (UFC 311 - Makhachev vs. Moicano)	L	TKO (Punches) R1	**161 days** after Tybura
5	**Aug 10, 2024**	Marcin Tybura (UFC on ESPN 61 - Tybura vs. Spivac 2)	W	Submission (Armbar) R1	**343 days** after Gane

Into UFC Fight Night: Adesanya vs. Magomedov (Dec 5, 2026): 105 days (~3.4 months) since Petrino.

Pinto — last 5

#	Date	Opponent	Result	Method	Time since prior
1	**Sep 5, 2026**	Ryan Spann (UFC Fight Night 287 - Hooker vs. Parnasse)	W	TKO (Punches) R2	**168 days** after Franco
2	**Mar 21, 2026**	Felipe Franco (UFC Fight Night 270 - Evloev vs. Murphy)	W	Decision (Unanimous)	**161 days** after Diniz
3	**Oct 11, 2025**	Jhonata Diniz (UFC Fight Night 261 - Oliveira vs. Gamrot)	W	TKO (Punches) R2	**224 days** after Lane
4	**Mar 1, 2025**	Austen Lane (UFC Fight Night 253 - Kape vs. Almabayev)	W	KO (Punch) R2	**144 days** after Camacho
5	**Oct 8, 2024**	Lucas Triverio Camacho (Dana White's Contender Series - Contender Series 2024: Week 9)	W	KO (Punches) R1	**233 days** after Aras

Into UFC Fight Night: Adesanya vs. Magomedov (Dec 5, 2026): 91 days (~3.0 months) since Spann.

6. Betting Snapshot

Disclaimer: Informational only. **Not betting advice.** As-of **2026-11-19**.

Book	Spivac	Pinto
UFC.com	no odds listed	no odds listed
CBS Sports	no odds listed	no odds listed

7. Social Handles

Fighter	Instagram	X / Other	Notes
Serghei Spivac	@polar_bear_ft_official	—	Linked from the UFC.com athlete page
Mario Pinto	@mariopintomma	—	Linked from the UFC.com athlete page

No invented posts.

8. Sources

- Full reports: `serghei-spivac-scouting-report-2026-11-19.md`, `mario-pinto-scouting-report-2026-11-19.md`
- UFC Stats (UFC Stats scrape): 2026-11-19 check of the 2026-11-16 pull (UFC Stats commit 96adace8, 2026-11-15 data refresh; UFC Stats data through UFC 334: Gane vs. Hokit, Nov 14, 2026)
- UFC.com event page (https://www.ufc.com/event/ufc-fight-night-december-05-2026) and athlete pages; Sherdog fighter records; Wikipedia
- https://en.wikipedia.org/wiki/UFC_Fight_Night:_Adesanya_vs._Magomedov
- UFC.com event page (https://www.ufc.com/event/ufc-fight-night-december-05-2026), checked 2026-11-19
- UFC.com — 'UFC Returns To Saudi Arabia With A Middleweight Showdown Between (#9) Israel Adesanya And (#15) Shara Magomedov' (Nov 13, 2026) (https://www.ufc.com/news/ufc-returns-to-saudi-arabia-middleweight-showdown-between-israel-adesanya-shara-magomedov)
- UFC.com rankings (https://www.ufc.com/rankings), media-panel rankings last updated Nov 17, 2026, checked 2026-11-19
- CBS Sports event page (https://www.cbssports.com/ufc/event/31001871/ufc-fight-night-adesanya-vs-magomedov-december-05-2026/), checked 2026-11-19
- Tapology bout page (https://www.tapology.com/fightcenter/bouts/1200667-ufc-fight-night-serghei-polar-bear-spivac-vs-mario-pinto), checked 2026-11-19

- Sherdog event page (https://www.sherdog.com/events/UFC-Fight-Night-295-Adesanya-vs-Magomedov-114777), checked 2026-11-19

Fighting Stats. Compact matchup package. As-of 2026-11-19.



SCOUTING REPORT — Serghei Spivac (Blue)

Serghei Spivac — Professional Scouting Report

Fighting Stats As-of: 2026-11-19 **Dashboard stats updated:** 2026-11-19 check of the 2026-11-16 pull (UFC Stats commit 96adace8, 2026-11-15 data refresh; UFC Stats data through UFC 334: Gane vs. Hokit, Nov 14, 2026) **Slug:** `serghei-spivac`

Fighter Header / Tombstone

Field	Detail
Full Name	Serghei Spivac
Nickname	Polar Bear
Weight Class & Ranking	Heavyweight — **#10** (UFC.com rankings, Nov 17, 2026)
Record	**18-7-0** (Sherdog); **UFC 9-7-0** (UFC Stats)
DOB / Age	Jan 24, 1995 / **31** (as of 2026-11-19; **31** on fight night Dec 5, 2026)
Birthplace	Moldova (UFC.com hometown; Sherdog nationality)
Fights Out Of	Chisinau, Moldova (UFC.com news; Tapology)
Gym	Polar Bear Team (UFC.com, Sherdog); Tapology lists Freestyle MMA
Height / Reach	6' 3" / 78"
Stance	Orthodox (UFC Stats TOTT)
UFC	UFC
UFC Stats	UFC Stats
Sherdog	Sherdog

1. Early Life and Athletic Background

Born Jan 24, 1995 (Wikipedia; Sherdog). He told UFC.com he started training at seven and 'trained all my life without a break', studied at a sports institute as a psychology coach, and did not work outside the sport. As an amateur he says he was a national, European and world champion in MMA (UFC.com Q&A). UFC.com lists his fighting style as sambo.

Sources: Wikipedia (Serghei Spivac); UFC.com athlete page (Q&A); Sherdog

2. Training Gym, Coaches, and Training Partners

- Gym listings: **UFC.com and Sherdog: Polar Bear Team**; **Tapology: Freestyle MMA**.
- Wrestling-heavy heavyweight: Wikipedia credits him with the third-most takedowns in UFC heavyweight history (32) and the second-highest takedown accuracy (59.3%).

Sources: UFC.com athlete page; Sherdog; Tapology bout page; Wikipedia (Serghei Spivac)

2B. Social Media Deep Dive

Platform	Handle / URL	Status (as of 2026-11-19)
Instagram	@polar_bear_ft_official	Linked from the UFC.com athlete page

Posts that matter (sourced, not invented captions):

- No public injury, camp-change or withdrawal posts located for this fight week as of 2026-11-19.

3. Injury History and Medical Information

Documented items:

- **Withdrawals:** pulled out of an Oct 2020 Tom Aspinall booking and a Nov 22, 2025 Shamil Gaziev booking, both for undisclosed reasons (Wikipedia).
- **Stoppage losses in the UFC:** Walt Harris (R1, 2019), Tom Aspinall (R1, 2021), Ciryl Gane (R2, 2023) and Jailton Almeida (R1, Jan 2025) (UFC Stats; Sherdog).
- **Most recent fight:** UD loss to Vitor Petrino (Aug 22, 2026). Wikipedia notes his father died in 2025.
- **Longest gap between pro bouts: 396 days** (Feb 27, 2016 → Mar 29, 2017) (Sherdog dates).
- **Knockdowns absorbed in the UFC:** UFC Stats credits opponents with **2** knockdowns against Spivac in 16 UFC fights.
- **Into UFC Fight Night: Adesanya vs. Magomedov (Dec 5, 2026): 105 days** since the last bout (Aug 22, 2026). Active on UFC.com and booked; no public injury disclosure for this camp located beyond the items above.

No medical clearance claim beyond public activity and the confirmed booking.

Sources: Wikipedia (Serghei Spivac); UFC Stats; Sherdog

---

4. Professional Fight Promotions and Career Trajectory

Pro debut Sep 2014 at 19 with Ukraine's Real Fight Promotion (TKO of Andrey Serebrianikov). He went 9-0 on Ukrainian shows (WWFC, N1 Pro, Eagles FC), all first- or second-round finishes, winning the vacant WWFC heavyweight title by RNC over UFC veteran Travis Fulton (Jun 2017) and defending it against Ivo Cuk and Tony Lopez (Wikipedia; Sherdog). UFC debut May 2019 as a replacement against Walt Harris (R1 TKO loss). In the UFC he is 9-7: wins over Tai Tuivasa, Carlos Felipe, Jared Vanderaa, Aleksei Oleinik, Greg Hardy, Augusto Sakai, Derrick Lewis (R1 arm-triangle in a main event, Performance of the Night), Marcin Tybura (R1 armbar in a rematch, Performance of the Night) and Ante Delija; losses to Harris, Tybura, Aspinall, Ciryl Gane (main event), Jailton Almeida, Waldo Cortes-Acosta (UD; Wikipedia says 10 of 13 media outlets scored it for Spivac) and Vitor Petrino (UD, Aug 2026).

Sources: Wikipedia (Serghei Spivac); Sherdog; UFC Stats

---

5. Professional Record and Method Breakdown

Method pies — counts (overall pro — Sherdog)

Wins (18): KO/TKO **7** (39%) · Submission **8** (44%) · Decision **3** (17%) **Losses (7):** KO/TKO **4** (57%) · Submission **0** · Decision **3** (43%)

UFC wins (9 — UFC Stats): KO/TKO **3** · Submission **3** · Decision **3 UFC losses (7):** KO/TKO **4** · Decision **3**

Finish subtype pies (UFC-only — UFC Stats METHOD+DETAILS)

UFC KO/TKO wins: Punches (Ground / GnP) **2** · Punches **1 UFC SUB wins:** Arm Triangle **2** · Armbar **1 UFC finishing losses:** Jailton Almeida (KO/TKO, Punches to Head From Back Control); Ciryl Gane (KO/TKO, Punches to Head At Distance); Tom Aspinall (KO/TKO, Elbow to Head In Clinch); Walt Harris (KO/TKO, Knees to Head In Clinch)

Pro win finishes (Sherdog): KO/TKO — Punches **6**, Head Kick **1** · Submission — Armbar **3**, Arm-Triangle Choke **2**, Neck Crank **1**, Rear-Naked Choke **1**, Kimura **1**

Complete professional record (Sherdog; UFC rows cross-checked to UFC Stats)

Date	Opponent	Result	Method	R	Event	Opp. UFC rec (at fight)
2026-08-22	Vitor Petrino	**L**	Decision (Unanimous)	3	UFC Fight Night 285 - Hernandez vs. Rodrigues	7-2-0
2026-02-21	Ante Delija	**W**	Decision (Unanimous)	3	UFC Fight Night 267 - Strickland vs. Hernandez	1-1-0
2025-06-07	Waldo Cortes-Acosta	**L**	Decision (Unanimous)	3	UFC 316 - Dvalishvili vs. O'Malley 2	—
2025-01-18	Jailton Almeida	**L**	TKO (Punches)	1	UFC 311 - Makhachev vs. Moicano	7-1-0
2024-08-10	Marcin Tybura	**W**	Submission (Armbar)	1	UFC on ESPN 61 - Tybura vs. Spivac 2	12-7-0

Date	Opponent	Result	Method	R	Event	Opp. UFC rec (at fight)
2023-09-02	Ciryl Gane	L	TKO (Punches)	2	UFC Fight Night 226 - Gane vs. Spivak	8-2-0
2023-02-04	Derrick Lewis	W	Submission (Arm-Triangle Choke)	1	UFC Fight Night 218 - Lewis vs. Spivak	17-8-0
2022-08-06	Augusto Sakai	W	TKO (Punches)	2	UFC on ESPN 40 - Santos vs. Hill	4-3-0
2022-03-05	Greg Hardy	W	TKO (Punches)	1	UFC 272 - Covington vs. Masvidal	4-4-0
2021-09-04	Tom Aspinall	L	TKO (Elbow and Punches)	1	UFC Fight Night 191 - Brunson vs. Till	3-0-0
2021-06-19	Alexey Oleynik	W	Decision (Unanimous)	3	UFC on ESPN 25 - Korean Zombie vs. Ige	—
2021-02-20	Jared Vanderaa	W	TKO (Punches)	2	UFC Fight Night 185 - Blaydes vs. Lewis	0-0-0
2020-07-18	Carlos Felipe	W	Decision (Majority)	3	UFC Fight Night 172 - Figueiredo vs. Benavidez 2	0-0-0
2020-02-29	Marcin Tybura	L	Decision (Unanimous)	3	UFC Fight Night 169 - Benavidez vs. Figueiredo	12-7-0
2019-10-05	Tai Tuivasa	W	Technical Submission (Arm-Triangle Choke)	2	UFC 243 - Whittaker vs. Adesanya	3-2-0
2019-05-04	Walt Harris	L	TKO (Punches)	1	UFC Fight Night 151 - Iaquinta vs. Cowboy	4-6-0
2018-09-29	Tony Lopez	W	Submission (Neck Crank)	1	WWFC 12 - Kyiv	—
2018-03-24	Ivo Cuk	W	TKO (Punches)	1	WWFC 10 - Kyiv	—
2017-06-14	Travis Fulton	W	Submission (Rear-Naked Choke)	1	WWFC - Cage Encounter 7	—
2017-03-29	Luke Morton	W	KO (Punches)	1	WWFC - Cage Encounter 6	—
2016-02-27	Artem Cherkov	W	KO (Head Kick)	1	Eagles FC - Eagles Fighting Championship	—
2015-10-04	Dimitriy Mikutsa	W	Submission (Armbar)	2	N1 Pro - MMA Nomad	—
2015-01-31	Yuri Gorbenko	W	Submission (Armbar)	1	WWFC - Ukraine Selection 4	—
2014-11-19	Evgeniy Bova	W	Submission (Kimura)	1	WWFC - Ukraine Selection 1	—
2014-09-28	Andrey Serebrianikov	W	TKO (Punches)	1	RFP 17 - Galychyny Cup	—

Finish Subtype Trends — Serghei Spivac

UFC-only subtypes parsed from UFC Stats METHOD + DETAILS (no invention). **Full pro (Research)** subtypes appear only where the scouting report already states them. Coverage differs for pre-UFC bouts — labels mark the source.

UFC-only win finishes (METHOD + DETAILS)

KO/TKO wins: **3** · Submission wins: **3**

KO/TKO subtypes

Subtype	Wins	Share
Punches (Ground / GnP)	2	66.7%
Punches	1	33.3%

Submission subtypes

Subtype	Wins	Share
Arm Triangle	2	66.7%
Armbar	1	33.3%

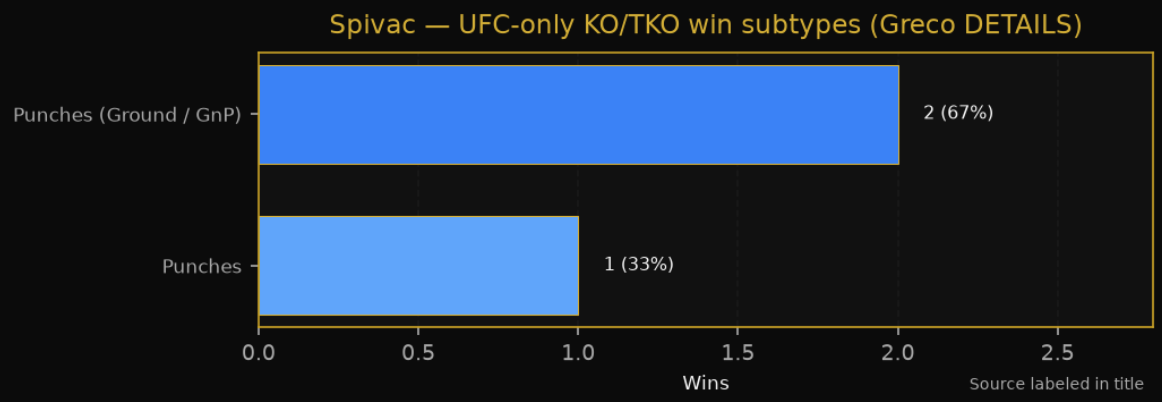

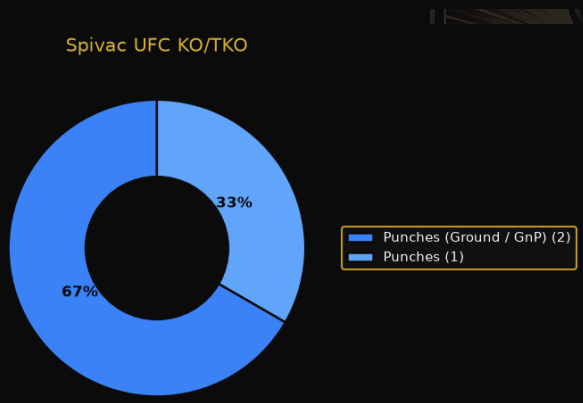

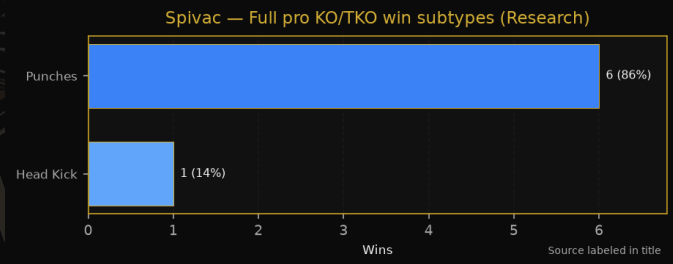

Full pro win finishes (Research Markdown)

KO/TKO wins (Research subtypes): **7** · Submission wins: **8** — includes pre-UFC.

Family	Subtype	Wins	Share	Source
KO/TKO	Punches	6	85.7%	Research
KO/TKO	Head Kick	1	14.3%	Research
Submission	Armbar	3	37.5%	Research
Submission	Arm Triangle	2	25.0%	Research
Submission	Neck Crank	1	12.5%	Research
Submission	Rear Naked Choke	1	12.5%	Research
Submission	Kimura	1	12.5%	Research



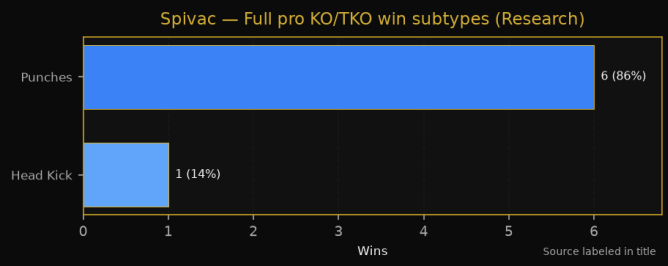

Trend reads

- UFC-only KO/TKO wins (3): top subtype Punches (Ground / GnP) (2/3, 66.7%).
- UFC-only submission wins (3): Arm Triangle 2/3 (66.7%).
- UFC finishing losses: Punches x1 (KO/TKO); Punches (Distance) x1 (KO/TKO); Elbows x1 (KO/TKO); Knees x1 (KO/TKO).
- Full pro (Research) win finish subtypes -- KO/TKO Punches x6, Head Kick x1; SUB Armbar x3, Arm Triangle x2, Neck Crank x1, Rear Naked Choke x1, Kimura x1 (includes pre-UFC; Research method strings).
- Pre-UFC / Research-only subtypes not seen in UFC Stats DETAILS: Head Kick.

UFC finishing losses (for context)

- KO/TKO — Punches ×1
- KO/TKO — Punches (Distance) ×1
- KO/TKO — Elbows ×1
- KO/TKO — Knees ×1

SERGHEI SPIVAC — FIGHT NARRATIVES (UFC)

Round stats from UFC Stats; official results from UFC Stats / Sherdog. Most recent 8 of 16 UFC fights shown; the full UFC history is in the record table above.

vs Vitor Petrino (Aug 22, 2026) — L UD (27-30, 27-30, 27-30) — UFC Fight Night: Hernandez vs. Rodrigues (Heavyweight)

- **R1: 7/29** significant strikes vs Petrino's 23/41.
- **R2: 3/5** significant strikes vs Petrino's 19/24, 0/1 takedowns, Petrino 1/2 takedowns, **0:22** of control, controlled for 4:09.
- **R3: 13/33** significant strikes vs Petrino's 22/34, 0/1 takedowns, Petrino 3/4 takedowns, controlled for 1:58.
- **Fight:** 23/67 significant strikes vs 64/99; takedowns 0/2 vs 4/6; control 0:22 vs 6:07.
- **Tape signal:** Petrino controlled 6:07 of the fight.

vs Ante Delija (Feb 21, 2026) — W UD (30-27, 29-28, 29-28) — UFC Fight Night: Strickland vs. Hernandez (Heavyweight)

- **R1: 20/46** significant strikes vs Delija's 19/58.
- **R2: 20/41** significant strikes vs Delija's 26/63, **1:08** of control.
- **R3: 27/62** significant strikes vs Delija's 16/51, 1/4 takedowns, **1:52** of control.
- **Fight:** 67/149 significant strikes vs 61/172; takedowns 1/4 vs 0/0; control 3:00 vs 0:12.

vs Waldo Cortes Acosta (Jun 7, 2025) — L UD (27-30, 28-29, 28-29) — UFC 316: Dvalishvili vs. O'Malley 2 (Heavyweight)

- **R1: 14/36** significant strikes vs Acosta's 27/59, 1/3 takedowns, **1:36** of control.
- **R2: 18/42** significant strikes vs Acosta's 36/77, 0/1 takedowns, **0:15** of control.
- **R3: 16/41** significant strikes vs Acosta's 47/99, 1/2 takedowns, **0:34** of control.
- **Fight:** 48/119 significant strikes vs 110/235; takedowns 2/6 vs 0/0; control 2:25 vs 0:00.

vs Jailton Almeida (Jan 18, 2025) — L KO/TKO R1 4:53 (Punches to Head From Back Control) — UFC 311: Makhachev vs. Moicano (Heavyweight)

- **R1: 15/28** significant strikes vs Almeida's 23/31, 1/1 takedowns, Almeida 1/1 takedowns, **2:08** of control, controlled for 1:48.
- **Fight:** 15/28 significant strikes vs 23/31; takedowns 1/1 vs 1/1; control 2:08 vs 1:48.

vs Marcin Tybura (Aug 10, 2024) — W SUB R1 1:44 (Armbar From Bottom Guard) — UFC Fight Night: Tybura vs. Spivac 2 (Heavyweight)

- **R1: 3/5** significant strikes vs Tybura's 0/4, 1/1 takedowns, **0:34** of control, controlled for 0:43, 1 submission attempt.
- **Fight:** 3/5 significant strikes vs 0/4; takedowns 1/1 vs 0/0; control 0:34 vs 0:43.

vs Ciryl Gane (Sep 2, 2023) — L KO/TKO R2 3:44 (Punches to Head At Distance) — UFC Fight Night: Gane vs. Spivac (Heavyweight)

- **R1: 7/26** significant strikes vs Gane's 51/69, 0/1 takedowns.
- **R2: 4/18** significant strikes vs Gane's 58/87.
- **Fight:** 11/44 significant strikes vs 109/156; takedowns 0/1 vs 0/0; control 0:02 vs 0:09.

vs Derrick Lewis (Feb 4, 2023) — W SUB R1 3:05 (Arm Triangle On Ground) — UFC Fight Night: Lewis vs. Spivac (Heavyweight)

- **R1: 12/21** significant strikes vs Lewis's 0/3, 6/8 takedowns, **2:32** of control, 1 submission attempt.
- **Fight:** 12/21 significant strikes vs 0/3; takedowns 6/8 vs 0/0; control 2:32 vs 0:00.

vs Augusto Sakai (Aug 6, 2022) — W KO/TKO R2 3:42 (Punches to Head From Back Control) — UFC Fight Night: Santos vs. Hill (Heavyweight)

- **R1: 10/13** significant strikes vs Sakai's 7/11, 4/5 takedowns, **4:09** of control, 1 submission attempt.
- **R2: 23/36** significant strikes vs Sakai's 1/12, 2/3 takedowns, **2:28** of control, controlled for 0:23.
- **Fight:** 33/49 significant strikes vs 8/23; takedowns 6/8 vs 0/0; control 6:37 vs 0:23.
- **Tape signal:** Control-heavy win.

Cardio / round trends (UFC Stats, 16 UFC fights): significant strikes landed per round R1 11.3 → R2 17.7 → R3 18.8; absorbed R1 17.8 → R2 18.6 → R3 20.8; control per round R1 1:12 → R2 1:21 → R3 1:29. Rounds sampled — R1: 16, R2: 10, R3: 6.

UFC Stats — Condensed Identity

Field	Value
Nickname (UFC Stats)	Polar Bear
DOB (age as of 2026-11-19)	Jan 24, 1995 (**31**)
Height / Weight / Reach	6' 3" / 260 lbs. / 78"
Stance	Orthodox
UFC record	**9-7-0** (16 timed fights, 140.5 min)

Career rates vs Heavyweight division (UFC Stats + division averages, n=258)

Metric	Spivac	Div avg		Read
SLpM	**3.35**	3.13	+0.22	Near div avg (pctl 59)
SApM	**4.23**	3.53	+0.70	Below div avg (pctl 26)
SS Acc	**46.9%**	48.3%	–1.4	Near div avg (pctl 44)
SS Def	**50.9%**	49.1%	+1.8	Near div avg (pctl 52)
TD Acc	**57.1%**	38.6%	+18.5	Above div avg (pctl 76)
TDD	**52.9%**	58.1%	–5.2	Near div avg (pctl 39)
CTRL /15	**4:26**	3:03	+1:24	Above div avg (pctl 70)

Metric	Spivac	Div avg		Read
CTRL against /15	**2:18**	3:07	–0:50	Above div avg (pctl 54)
KD rate /15	**0.00**	0.45	–0.45	Below div avg (pctl 0)
KD absorbed /15	**0.21**	0.63	–0.42	Above div avg (pctl 52)
TD Avg /15	**3.42** (32/56)	—	—	Takedown volume
Sub Avg /15	**0.43** (4 attempts)	—	—	Submission attempts

Striking mix: Head **94.1%** / Body 3.6% / Leg 2.3% of significant strikes landed · Distance 62.8% / Clinch 3.6% / Ground 33.5%. Absorbed mix: Head 63.5% / Body 21.2% / Leg 15.3% · Distance 81.0% / Clinch 7.9% / Ground 11.1%.

6. Fighting Style, Strengths, and How They Win

- **Grappling-first heavyweight:** 32 UFC takedowns (third in division history per Wikipedia); UFC.com lists eight submission wins (neck crank, RNC, three armbars, kimura, two arm-triangles).
- **Front-runner:** UFC.com notes 11 first-round finishes; all four of his UFC stoppage losses came in the first two rounds (UFC Stats).
- **Five-round experience:** three UFC fights booked for five rounds (main events vs. Lewis, Gane and Tybura) (UFC Stats).

Sources: Wikipedia (Serghei Spivac); UFC.com athlete page; UFC Stats

Expectation Breaks

- The ranked fighter (#10) is the big underdog: Tapology's community picks are 91% Pinto.
- UFC.com's event page shows Pinto as #15, but Pinto is not in the official Nov 17 top 15; he is #10 in the separate META rankings, where Spivac is #14.
- 1-3 in his last four fights (losses to Almeida, Cortes-Acosta and Petrino).

7. Community / Expert Predictions and Sentiment

Label: opinion / media narrative — not facts about fight outcome.

- **Market:** no odds listed on UFC.com or CBS Sports for this bout as of Nov 19.
- **Tapology community picks (991 votes):** Pinto 91% / Spivac 9%.
- UFC.com framing (Nov 13): 'No. 10-ranked heavyweight contender' Spivac 'welcomes undefeated contender Mario Pinto'.

No anonymous forum picks are included beyond sourced public pages.

8. Key Sources and References

- UFC.com athlete page — https://www.ufc.com/athlete/serghei-spivac
- Sherdog fighter record — https://www.sherdog.com/fighter/Serghei-Spivac-179095
- https://en.wikipedia.org/wiki/Serghei_Spivac
- https://en.wikipedia.org/wiki/UFC_Fight_Night:_Adesanya_vs._Magomedov
- Tapology bout page (https://www.tapology.com/fightcenter/bouts/1200667-ufc-fight-night-serghei-polar-bear-spivac-vs-mario-pinto), checked 2026-11-19
- UFC.com event page (https://www.ufc.com/event/ufc-fight-night-december-05-2026), checked 2026-11-19
- UFC.com — 'UFC Returns To Saudi Arabia With A Middleweight Showdown Between (#9) Israel Adesanya And (#15) Shara Magomedov' (Nov 13, 2026) (https://www.ufc.com/news/ufc-returns-to-saudi-arabia-middleweight-showdown-between-israel-adesanya-shara-magomedov)
- UFC.com rankings (https://www.ufc.com/rankings), media-panel rankings last updated Nov 17, 2026, checked 2026-11-19
- CBS Sports event page (https://www.cbssports.com/ufc/event/31001871/ufc-fight-night-adesanya-vs-magomedov-december-05-2026/), checked 2026-11-19
- UFC Stats (UFC Stats scrape) — 2026-11-19 check of the 2026-11-16 pull (UFC Stats commit 96adace8, 2026-11-15 data refresh; UFC Stats data through UFC 334: Gane vs. Hokit, Nov 14, 2026)

Fighting Stats. As-of 2026-11-19. Opinions labeled in §7.

SCOUTING REPORT — Mario Pinto (Red)

Mario Pinto — Professional Scouting Report

Fighting Stats As-of: 2026-11-19 **Dashboard stats updated:** 2026-11-19 check of the 2026-11-16 pull (UFC Stats commit 96adace8, 2026-11-15 data refresh; UFC Stats data through UFC 334: Gane vs. Hokit, Nov 14, 2026) **Slug:** `mario-pinto`

Fighter Header / Tombstone

Field	Detail
Full Name	Mário Pinto
Nickname	—
Weight Class & Ranking	Heavyweight — **unranked** in the official UFC.com rankings (Nov 17, 2026); #10 in the META rankings (Nov 14). The UFC.com event page labels him #15, which does not match the official list (#15 is Aleksandar Rakic).
Record	**13-0-0** (Sherdog); **UFC 4-0-0** (UFC Stats)
DOB / Age	Mar 14, 1998 / **28** (as of 2026-11-19; **28** on fight night Dec 5, 2026)
Birthplace	Portugal (Wikipedia); UFC.com hometown Lisbon
Fights Out Of	London, England (UFC.com news; Tapology)
Gym	Fightzone London (UFC.com, Tapology); Sherdog lists Urban Warriors
Height / Reach	6' 5" / 79"
Stance	Orthodox (UFC Stats TOTT)
UFC	UFC
UFC Stats	UFC Stats
Sherdog	Sherdog

1. Early Life and Athletic Background

Born Mar 14, 1998 in Portugal to parents from Guinea-Bissau, and moved to Britain at a young age (Wikipedia; UFC.com: 'My family has its origins in Guinea-Bissau'). He trained martial arts on and off from 13 and committed to MMA at 18 (UFC.com). He earned a Bachelor's degree in Sports and Exercise Science at the University of Hertfordshire and worked security as a doorman, concierge and bouncer (UFC.com). First amateur bout Mar 2018; 5-1 amateur record (Wikipedia; Sherdog).

Sources: Wikipedia (Mário Pinto); UFC.com athlete page (Q&A); Sherdog amateur record

2. Training Gym, Coaches, and Training Partners

- **Fightzone London** (UFC.com, Tapology); Sherdog lists **Urban Warriors**.
- UFC.com lists his favourite fighter as Georges St-Pierre 'because he's a very well-rounded fighter'.

Sources: UFC.com athlete page; Tapology bout page; Sherdog

2B. Social Media Deep Dive

Platform	Handle / URL	Status (as of 2026-11-19)
Instagram	@mariopintomma	Linked from the UFC.com athlete page

Posts that matter (sourced, not invented captions):

- No public injury, camp-change or withdrawal posts located for this fight week as of 2026-11-19.

3. Injury History and Medical Information

Documented items:

- No injury disclosures located. A Mar 2026 booking with Mick Parkin was cancelled and he fought Felipe Franco instead (Wikipedia).
- Unbeaten in 13 pro fights; never knocked down in the UFC per UFC Stats (0 knockdowns absorbed).
- **Longest gap between pro bouts: 239 days** (Jul 15, 2022 → Mar 11, 2023) (Sherdog dates).
- **Knockdowns absorbed in the UFC:** UFC Stats credits opponents with **1** knockdown against Pinto in 4 UFC fights.
- **Into UFC Fight Night: Adesanya vs. Magomedov (Dec 5, 2026): 91 days** since the last bout (Sep 5, 2026). Active on UFC.com and booked; no public injury disclosure for this camp located beyond the items above.

No medical clearance claim beyond public activity and the confirmed booking.

Sources: Wikipedia (Mário Pinto); UFC Stats

---

4. Professional Fight Promotions and Career Trajectory

Pro debut Oct 2021 at Contenders 31 (R1 TKO of Joffie Houlton), then two FightStar Championship wins (Besart Berisha by KO, Maxwell Djantou Nana by RNC). In Mar 2023 he won the Levels Fight League heavyweight grand prix in one night (KO of Filip Bradaric, decisions over Aladin Ben Halima and Moreno Kacapor), then defended the LFL title against Benjamin Šehic (R3 TKO) and Kasim Aras (five-round UD, Feb 2024). He earned a UFC contract on Dana White's Contender Series (R1 KO of Lucas Triverio Camacho, Oct 2024). UFC: R2 KO of Austen Lane (Mar 2025, Performance of the Night), R2 TKO of Jhonata Diniz, UD over Felipe Franco and R2 TKO of Ryan Spann (Sep 5, 2026, Performance of the Night) (Wikipedia; Sherdog; UFC Stats).

Sources: Wikipedia (Mário Pinto); Sherdog; UFC Stats

---

5. Professional Record and Method Breakdown

Method pies — counts (overall pro — Sherdog)

Wins (13): KO/TKO **8** (62%) · Submission **1** (8%) · Decision **4** (31%) **Losses:** none

UFC wins (4 — UFC Stats): KO/TKO **3** · Decision **1 UFC losses (0):** none

Finish subtype pies (UFC-only — UFC Stats METHOD+DETAILS)

UFC KO/TKO wins: Punches (Ground / GnP) **2** · Punches (Distance) **1 UFC SUB wins:** none **UFC finishing losses:** none

Pro win finishes (Sherdog): KO/TKO — Punches **4**, Punch **2**, unspecified **2** · Submission — Rear-Naked Choke **1**

Complete professional record (Sherdog; UFC rows cross-checked to UFC Stats)

Date	Opponent	Result	Method	R	Event	Opp. UFC rec (at fight)
2026-09-05	Ryan Spann	**W**	TKO (Punches)	2	UFC Fight Night 287 - Hooker vs. Parnasse	10-6-0
2026-03-21	Felipe Franco	**W**	Decision (Unanimous)	3	UFC Fight Night 270 - Evloev vs. Murphy	0-0-0
2025-10-11	Jhonata Diniz	**W**	TKO (Punches)	2	UFC Fight Night 261 - Oliveira vs. Gamrot	3-1-0
2025-03-01	Austen Lane	**W**	KO (Punch)	2	UFC Fight Night 253 - Kape vs. Almabayev	1-2-0
2024-10-08	Lucas Triverio Camacho	**W**	KO (Punches)	1	Dana White's Contender Series - Contender Series 2024: Week 9	—
2024-02-18	Kasim Aras	**W**	Decision (Unanimous)	5	LFL 11 - Levels Fight League 11	—
2023-10-29	Benjamin Sehic	**W**	TKO (Punches)	3	LFL 10 - Levels Fight League 10	—

Date	Opponent	Result	Method	R	Event	Opp. UFC rec (at fight)
2023-03-11	Moreno Kacapor	**W**	Decision (Unanimous)	3	LFL - Heavyweight Grand Prix	—
2023-03-11	Aladin Ben Halima	**W**	Decision (Unanimous)	3	LFL - Heavyweight Grand Prix	—
2023-03-11	Filip Bradaric	**W**	KO (Punch)	1	LFL - Heavyweight Grand Prix	—
2022-07-15	Maxwell Djantou Nana	**W**	Submission (Rear-Naked Choke)	1	FSC 22 - FightStar Championship 22	—
2022-03-19	Besart Berisha	**W**	KO	1	FSC 21 - FightStar Championship 21	—
2021-10-02	Joffie Houlton	**W**	KO	1	Contenders East Anglia - Contenders Norwich 31	—

Finish Subtype Trends — Mario Pinto

UFC-only subtypes parsed from UFC Stats METHOD + DETAILS (no invention). **Full pro (Research)** subtypes appear only where the scouting report already states them. Coverage differs for pre-UFC bouts — labels mark the source.

UFC-only win finishes (METHOD + DETAILS)

KO/TKO wins: **3** · Submission wins: **0**

KO/TKO subtypes

Subtype	Wins	Share
Punches (Ground / GnP)	2	66.7%
Punches (Distance)	1	33.3%

Submission subtypes

Subtype	Wins	Share
— none in sample —	0	—

Pinto — UFC-only Submission win subtypes (Greco DETAILS)

No finishes in sample

Pinto UFC Submissions

No finishes

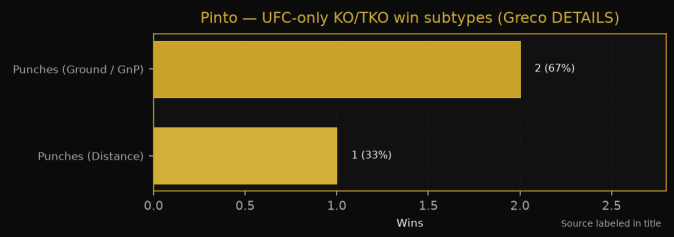

Full pro win finishes (Research Markdown)

KO/TKO wins (Research subtypes): **8** · Submission wins: **1** — includes pre-UFC.

Family	Subtype	Wins	Share	Source
KO/TKO	Punches	6	75.0%	Research
KO/TKO	Unspecified (no subtype in Research)	2	25.0%	Research
Submission	Rear Naked Choke	1	100.0%	Research



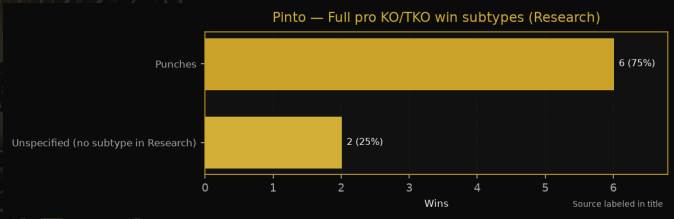

Trend reads

- UFC-only KO/TKO wins (3): top subtype Punches (Ground / GnP) (2/3, 66.7%).
- UFC-only: no submission wins on record.
- Full pro (Research) win finish subtypes -- KO/TKO Punches x6, Unspecified (no subtype in Research) x2; SUB Rear Naked Choke x1 (includes pre-UFC; Research method strings).

MARIO PINTO — FIGHT NARRATIVES (UFC)

Round stats from UFC Stats; official results from UFC Stats / Sherdog. All UFC fights shown.

vs Ryan Spann (Sep 5, 2026) — W KO/TKO R2 0:55 (Punches to Head On Ground) — UFC Fight Night: Hooker vs. Parnasse (Heavyweight)

- **R1: 36/54** significant strikes vs Spann's 13/33, 5/6 takedowns, Spann 0/1 takedowns, **2:50** of control, controlled for 0:20, Spann 1 submission attempt.
- **R2: 12/13** significant strikes vs Spann's 0/1, 1/1 takedowns, **0:43** of control.
- **Fight:** 48/67 significant strikes vs 13/34; takedowns 6/7 vs 0/1; control 3:33 vs 0:20.

vs Felipe Franco (Mar 21, 2026) — W UD (29-28, 29-28, 29-28) — UFC Fight Night: Evloev vs. Murphy (Heavyweight)

- **R1: 16/28** significant strikes vs Franco's 9/25, 0/2 takedowns, **0:28** of control.
- **R2: 9/20** significant strikes vs Franco's 3/19, 1/5 takedowns, Franco 0/1 takedowns, **2:20** of control.
- **R3: 9/10** significant strikes vs Franco's 9/16, 1/7 takedowns, **3:27** of control.
- **Fight:** 34/58 significant strikes vs 21/60; takedowns 2/14 vs 0/1; control 6:15 vs 0:00.

- **Tape signal:** Control-heavy win.

vs Jhonata Diniz (Oct 11, 2025) — W KO/TKO R2 4:10 (Punches to Head From Mount) — UFC Fight Night: Oliveira vs. Gamrot (Heavyweight)

- **R1: 12/14** significant strikes vs Diniz's 1/2, 2/2 takedowns, **3:55** of control, 2 submission attempts.
- **R2: 17/19** significant strikes vs Diniz's 0/3, 1/2 takedowns, **3:33** of control.
- **Fight:** 29/33 significant strikes vs 1/5; takedowns 3/4 vs 0/0; control 7:28 vs 0:09.
- **Tape signal:** Control-heavy win.

vs Austen Lane (Mar 1, 2025) — W KO/TKO R2 0:39 (Punch to Head At Distance) — UFC Fight Night: Kape vs. Almabayev (Heavyweight)

- **R1: 7/11** significant strikes vs Lane's 20/38, knocked down **1**×, 0/1 takedowns, Lane 0/1 takedowns, **0:17** of control, controlled for 0:53.
- **R2: 6/12** significant strikes vs Lane's 12/25, **1** knockdown scored.
- **Fight:** 13/23 significant strikes vs 32/63; takedowns 0/1 vs 0/1; control 0:18 vs 0:53; knockdowns 1–1.
- **Tape signal:** Won despite being out-landed 32-13 on significant strikes; got up from a knockdown to win.

Cardio / round trends (UFC Stats, 4 UFC fights): significant strikes landed per round R1 17.8 → R2 11.0 → R3 9.0; absorbed R1 10.8 → R2 3.8 → R3 9.0; control per round R1 1:52 → R2 1:39 → R3 3:27. Rounds sampled — R1: 4, R2: 4, R3: 1.

UFC Stats — Condensed Identity

Field	Value
Nickname (UFC Stats)	—
DOB (age as of 2026-11-19)	Mar 14, 1998 (**28**)
Height / Weight / Reach	6' 5" / 265 lbs. / 79"
Stance	Orthodox
UFC record	**4-0-0** (4 timed fights, 35.7 min)

Career rates vs Heavyweight division (UFC Stats + division averages, n=258)

Metric	Pinto	Div avg		Read
SLpM	**3.47**	3.13	+0.34	Near div avg (pctl 63)
SApM	**1.88**	3.53	–1.65	Above div avg (pctl 85)
SS Acc	**68.5%**	48.3%	+20.2	Above div avg (pctl 95)
SS Def	**58.6%**	49.1%	+9.5	Above div avg (pctl 85)
TD Acc	**42.3%**	38.6%	+3.7	Near div avg (pctl 59)
TDD	**100.0%**	58.1%	+41.9	Above div avg (pctl 86)
CTRL /15	**7:22**	3:03	+4:20	Above div avg (pctl 93)
CTRL against /15	**0:34**	3:07	–2:33	Above div avg (pctl 81)
KD rate /15	**0.42**	0.45	–0.03	Near div avg (pctl 67)
KD absorbed /15	**0.42**	0.63	–0.21	Above div avg (pctl 38)
TD Avg /15	**4.62** (11/26)	—	—	Takedown volume
Sub Avg /15	**0.84** (2 attempts)	—	—	Submission attempts

Striking mix: Head **87.1%** / Body 7.3% / Leg 5.6% of significant strikes landed · Distance 35.5% / Clinch 16.1% / Ground 48.4%. Absorbed mix: Head 59.7% / Body 34.3% / Leg 6.0% · Distance 76.1% / Clinch 23.9% / Ground 0.0%.

6. Fighting Style, Strengths, and How They Win

- **Big, long heavyweight striker:** 6' 5" with a 79" reach (UFC.com); UFC.com lists eight KO wins and one submission (RNC).
- **Three of four UFC wins by second-round stoppage** (UFC Stats).
- **Has gone 25 minutes:** five-round UD over Kasim Aras for the LFL title (Sherdog).

Sources: UFC.com athlete page; Sherdog; UFC Stats; Wikipedia (Mário Pinto)

Expectation Breaks

- Unranked in the official list but a 91% Tapology community pick against the #10 heavyweight.
- First UFC opponent with a UFC ranking; his four UFC opponents were Lane, Diniz, Franco and Spann.
- Rank labels conflict: '#15' on the UFC.com event page and in bout.json, unranked in the Nov 17 official rankings, #10 in META.

---

7. Community / Expert Predictions and Sentiment

Label: opinion / media narrative — not facts about fight outcome.

- **Market:** no odds listed on UFC.com or CBS Sports for this bout as of Nov 19.
- **Tapology community picks (991 votes):** Pinto 91% / Spivac 9%.

No anonymous forum picks are included beyond sourced public pages.

---

8. Key Sources and References

- UFC.com athlete page — https://www.ufc.com/athlete/mario-pinto
- Sherdog fighter record — https://www.sherdog.com/fighter/Mario-Pinto-310173
- https://en.wikipedia.org/wiki/M%C3%A1rio_Pinto
- https://en.wikipedia.org/wiki/UFC_Fight_Night:_Adesanya_vs._Magomedov
- Tapology bout page (https://www.tapology.com/fightcenter/bouts/1200667-ufc-fight-night-serghei-polar-bear-spivac-vs-mario-pinto), checked 2026-11-19
- UFC.com event page (https://www.ufc.com/event/ufc-fight-night-december-05-2026), checked 2026-11-19
- UFC.com — 'UFC Returns To Saudi Arabia With A Middleweight Showdown Between (#9) Israel Adesanya And (#15) Shara Magomedov' (Nov 13, 2026) (https://www.ufc.com/news/ufc-returns-to-saudi-arabia-middleweight-showdown-between-israel-adesanya-shara-magomedov)
- UFC.com rankings (https://www.ufc.com/rankings), media-panel rankings last updated Nov 17, 2026, checked 2026-11-19
- CBS Sports event page (https://www.cbssports.com/ufc/event/31001871/ufc-fight-night-adesanya-vs-magomedov-december-05-2026/), checked 2026-11-19
- UFC Stats (UFC Stats scrape) — 2026-11-19 check of the 2026-11-16 pull (UFC Stats commit 96adace8, 2026-11-15 data refresh; UFC Stats data through UFC 334: Gane vs. Hokit, Nov 14, 2026)

Fighting Stats. As-of 2026-11-19. Opinions labeled in §7.

Serghei Spivac

Blue OFFENSE

VS

Mario Pinto

Red DEFENSE



Striking Distribution

Distance %	Clinch %	Ground %
62.8%	3.6%	33.5%

Striking Accuracy

Distance Acc	Clinch Acc	Ground Acc
38.2%	65.4%	77.1%

Offensive Knockdowns

KD	KD Rate
0	0.00

Head Target	Head Accuracy
94%	46%

Body Target	Body Accuracy
4%	77%

Leg Target	Leg Accuracy
2%	92%

Head Target Against	Head Strike Def
60%	68%

Body Target Against	Body Defense
34%	21%

Leg Target Against	Leg Strike Def
6%	43%

Strikes Against Distribution

Distance %	Clinch %	Ground %
76.1%	23.9%	0.0%

Striking Defense

Distance Def	Clinch Def	Ground Def
63.0%	33.3%	0.0%

Knockdowns Against

KD	KD Rate
1	0.42

Offensive Takedowns

TD Attempted	TD Success	TD Accuracy	Control (sec)	Control / TD	SUB.ATT	REV.
56	32	57.1%	2495	78	4	2

Takedown Defense

TDD Att	TDD Success	TDD %	Control Against (s)	Ctrl allowed/TD	SUB.ATT ag	REV. ag
3	3	100.0%	82	0	1	1

Serghei Spivac

Blue DEFENSE

VS

Mario Pinto

Red OFFENSE



Strikes Against Distribution

Distance %	Clinch %	Ground %
81.0%	7.9%	11.1%

Striking Defense

Distance Def	Clinch Def	Ground Def
54.2%	29.9%	27.5%

Knockdowns Against

KD	KD Rate
2	0.21

Head Target Against	Head Strike Def
64%	60%

Body Target Against	Body Defense
21%	26%

Leg Target Against	Leg Strike Def
15%	3%

Head Target	Head Accuracy
87%	66%

Body Target	Body Accuracy
7%	90%

Leg Target	Leg Accuracy
6%	88%

Striking Distribution

Distance %	Clinch %	Ground %
35.5%	16.1%	48.4%

Striking Accuracy

Distance Acc	Clinch Acc	Ground Acc
49.4%	76.9%	90.9%

Offensive Knockdowns

KD	KD Rate
1	0.42

Takedown Defense

TDD Att	TDD Success	TDD %	Control Against (s)	Ctrl allowed/TD	SUB.ATT ag	REV. ag
17	9	52.9%	1290	161.2	1	2

Offensive Takedowns

TD Attempted	TD Success	TD Accuracy	Control (sec)	Control / TD	SUB.ATT	REV.
26	11	42.3%	1054	95.8	2	1

Statistical Matchup Package

Dashboard stats updated: **2026-11-19**.

Tale of the Tape

Blue = **Serghei Spivac** (“Polar Bear”) · Red = **Mario Pinto**.

Acronym glossary

Term	Meaning
SLpM	Significant strikes landed per minute of fight time
SS Acc	Significant-strike accuracy (landed ÷ attempted)
Str Def	Striking defense % (share of opponent sig attempts missed)
TD Acc	Takedown accuracy (landed ÷ attempted)
TDD	Takedown defense % (stuff rate)
CTRL	Control time on the ground / clinch control clock
KD	Knockdowns scored (or absorbed, when labeled)
Stand/sig per 15	Projected significant-strike pace if stand-up lasted a full 15 min on striking-time basis (fight time – CTRL)
Striking time	Round/fight clock minus control time (mm:ss and % of round clock)

Tale of the Tape — Quick Look



Win Method Mix (UFC)

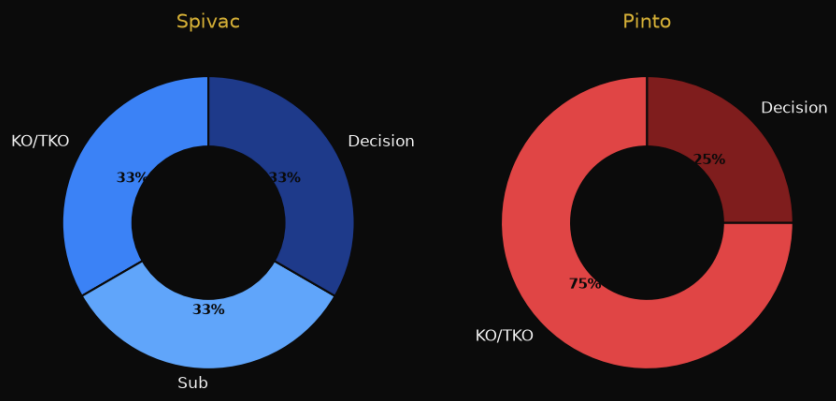



Matchup board read — Page A (Spivac OFF vs Pinto DEF)

Spivac's accuracy is the pressure point into Pinto's defense (Spivac SS Acc **46.9%** into Pinto Str Def **58.6%**). Most of Spivac's work is at distance (**62.8%**). Wrestling leverage: Spivac TD Acc **57.1%** vs Pinto TDD **100.0%**. Power check: Spivac KD scored **0** (0.0/15) vs Pinto KD absorbed **1** (0.42/15).

Matchup board read — Page B (Spivac DEF vs Pinto OFF)

Pinto needs clean entries into Spivac's defense (Pinto SS Acc **68.5%** into Spivac Str Def **50.9%**). On the mat, Pinto's TD Acc **42.3%** (11/26) meets Spivac TDD **52.9%** — neither number dominates; the wrestling exchanges look live. Expected control / 15: Pinto **442.4s (49.2%)** vs Spivac **266.4s (29.6%)** (Pinto SUB.ATT **2**).

Career Striking Breakdown

Layout: **Blue (Serghei Spivac)** | metric | **Red (Mario Pinto)**. Dashboard stats updated: **2026-11-19**.

Blue	Metric	Red
471/1005	**Sig landed / thrown**	124/181
46.9%	**SS Acc**	68.5%
94.1% / 45.6%	**Head share / Acc**	87.1% / 66.3%
3.6% / 77.3%	**Body share / Acc**	7.3% / 90.0%
2.3% / 91.7%	**Leg share / Acc**	5.6% / 87.5%
62.8% / 3.6% / 33.5%	**Distance / Clinch / Ground share**	35.5% / 16.1% / 48.4%
0	**KD scored (offense)**	1
2	**KD absorbed (defense)**	1
0.0	**KD rate (scored / 15)**	0.42
0.21	**KD absorbed rate (/15)**	0.42
1 per 298 sig abs	**Knockdown rate (1 KD per N sig absorbed)**	1 per 67 sig abs
595/1211	**Sig absorbed (landed on)**	67/162
50.9%	**Str Def**	58.6%

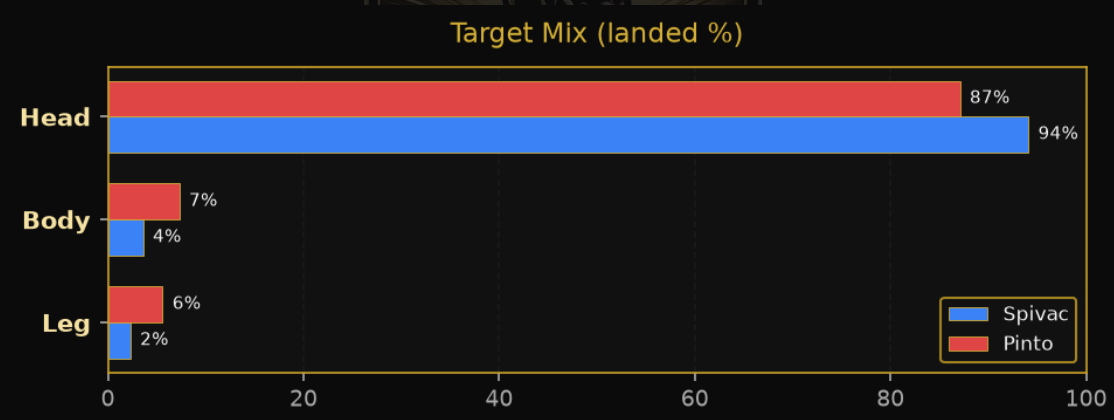

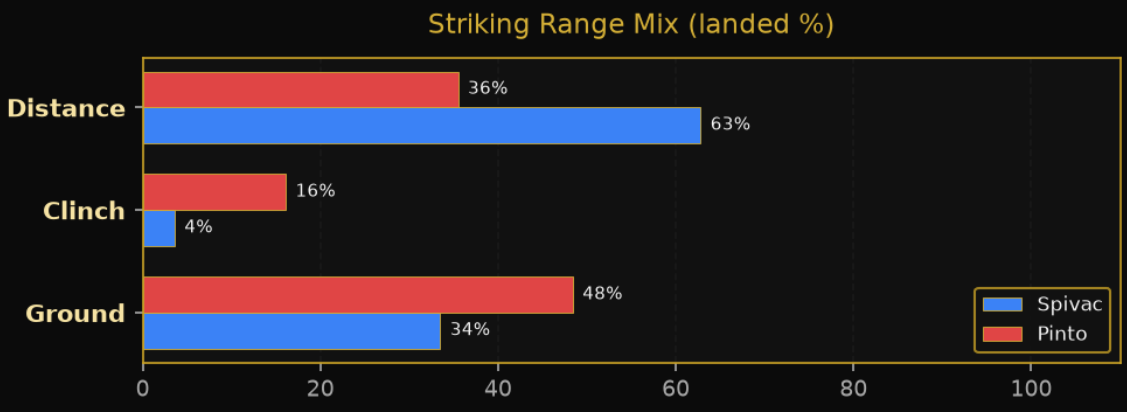

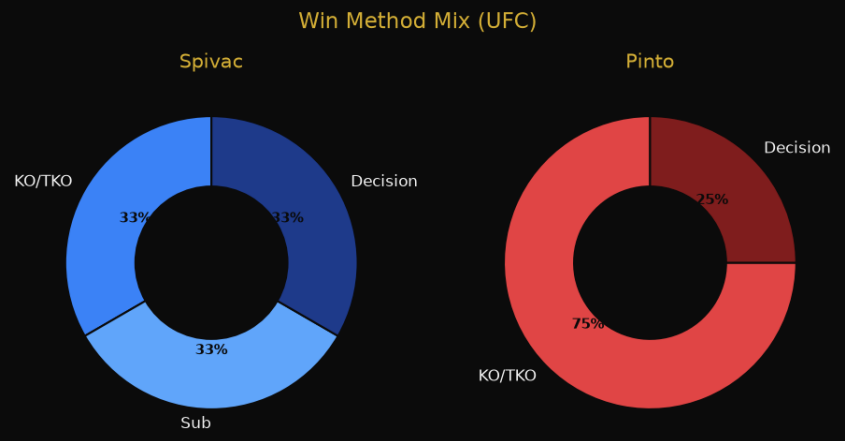



Career Grappling Breakdown

Blue (Serghei Spivac) | metric | Red (Mario Pinto) — same titles side-by-side.

Blue	Metric	Red
32 of 56 (57.1%)	**TD landed / attempted (Acc)**	11 of 26 (42.3%)
8 of 17 (52.9%)	**TD against (TDD %)**	0 of 3 (100.0%)
4	**Submission attempts**	2
2	**Reversals**	1
266.4s (29.6%)	**Control expected / 15**	442.4s (49.2%)
41:35	**Career CTRL**	17:34
137.7s (15.3%)	**Control allowed / 15**	34.4s (3.8%)
21:30	**Career CTRL against**	1:22

Matchup implications

- Pinto TD Acc 42.3% into Spivac TDD 52.9%

  → Pinto brings high takedown volume (10.9 attempts per 15 min) at 42.3% (11 of 26) into Spivac's TDD of 52.9% (9 of 17 stopped). Neither number dominates; the wrestling exchanges look live.

- Spivac TD Acc 57.1% into Pinto TDD 100.0%

→ Spivac brings high takedown volume (6.0 attempts per 15 min) at an efficient 57.1% (32 of 56) into Pinto's TDD of 100.0% on a limited sample (3 of 3 stopped). The sample does not support a call either way.

- Control allowed / 15: Spivac 137.7s (15.3%) vs Pinto 34.4s (3.8%)

  → Spivac has been held down more (15.3% of a 15-min fight); Pinto has been controlled for 3.8%.

Striking Infographics

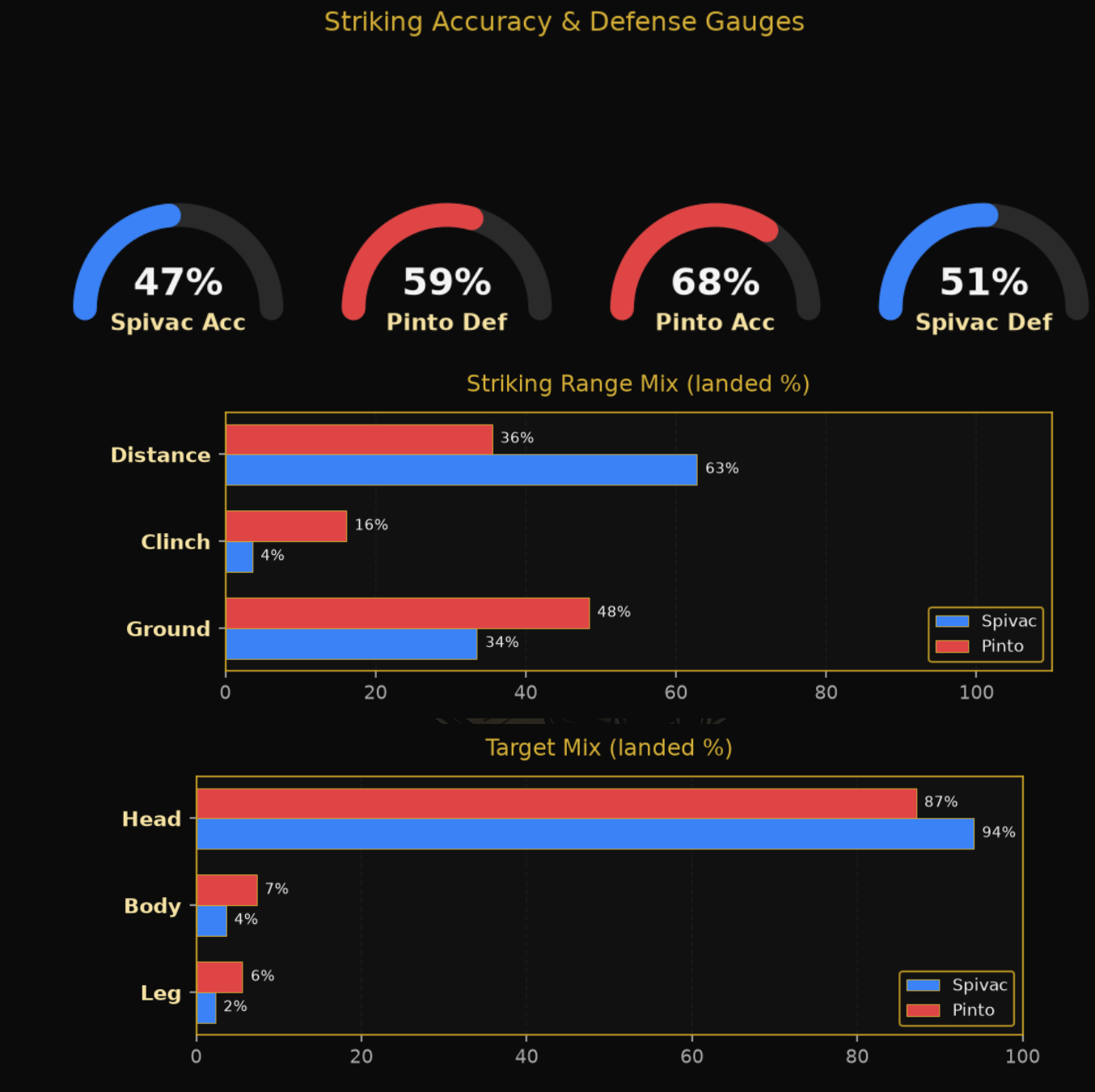

STRIKING — Serghei Spivac (Blue)

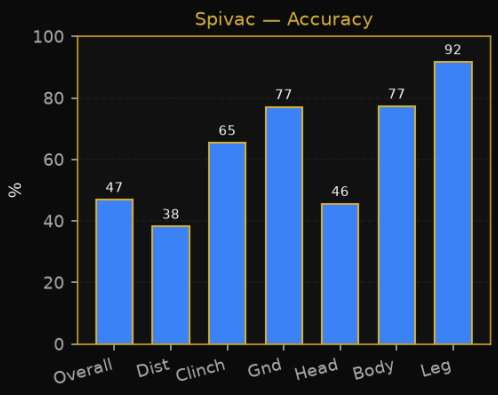

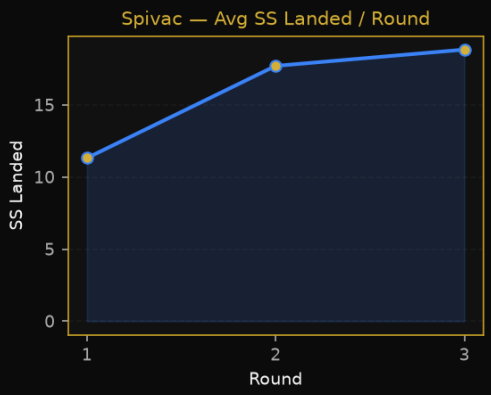

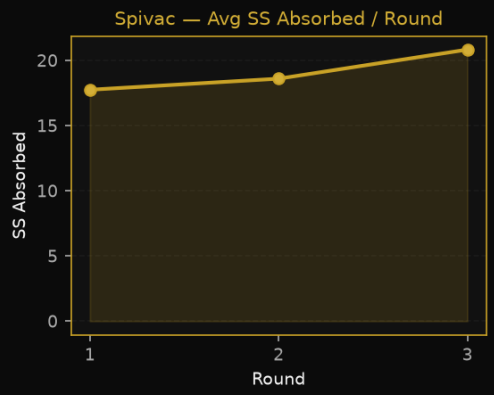

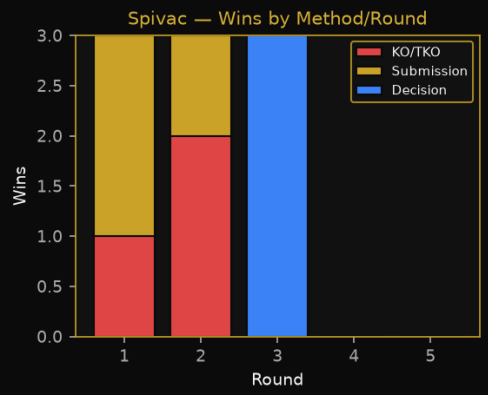

Spivac striking snapshot

Career SS Acc **46.9%** · Def **50.9%** · Distance share **62.8%** · KD rate **0.0**/15 · Absorbed KD rate **0.21**/15.

STRIKING — Mario Pinto (Red)

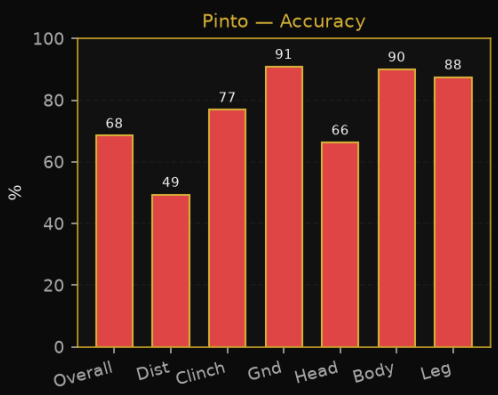

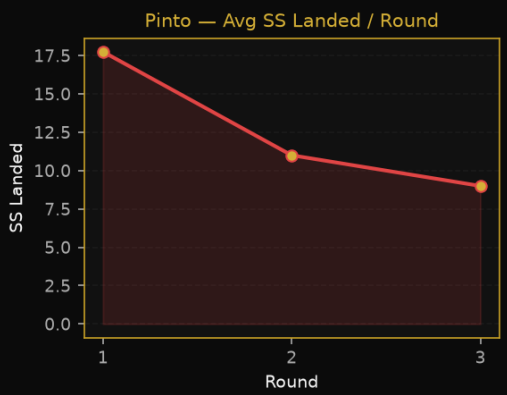

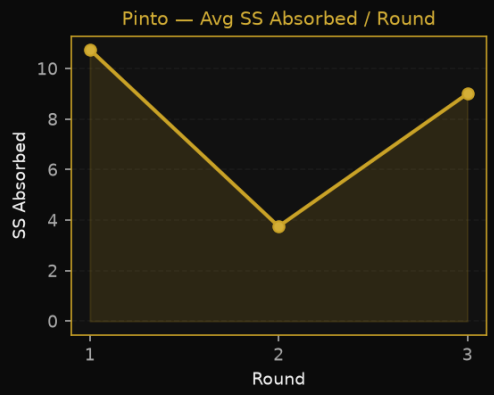

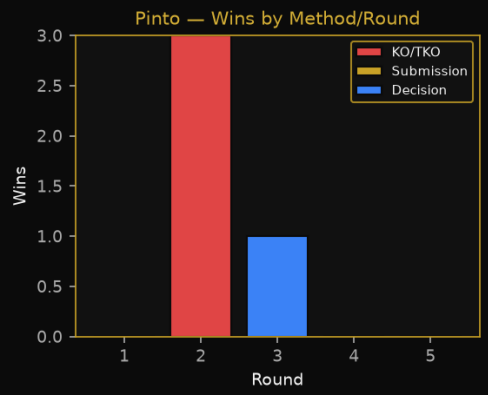

Pinto striking snapshot

Career SS Acc **68.5%** · Def **58.6%** · Distance share **35.5%** · KD rate **0.42**/15 · Absorbed KD rate **0.42**/15.

Grappling Infographics & Matchup Insights

Takedown Accuracy & Defense Gauges



Grappling Snapshot

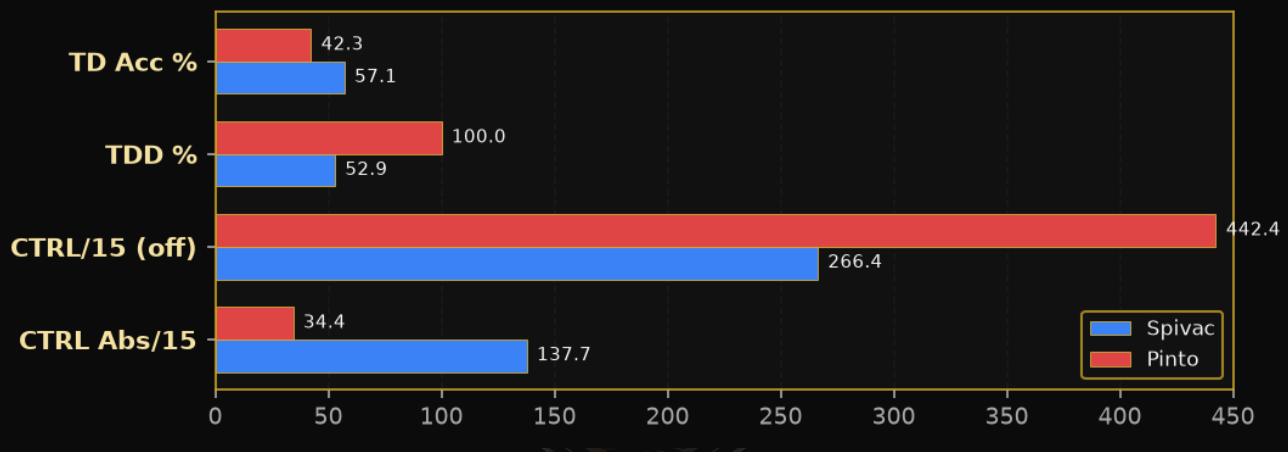

Matchup Snapshot — Expectation Breakers

CTRL Gap	Spivac Dist Bias	Pinto Sub Wins	Spivac TDD
1.7×	63%	0%	52.9%
Pinto CTRL/15 vs Spivac	Landed SS at distance	Of UFC wins	Career takedown defense

Spivac KD Rate	Pinto SUB.ATT	Spivac SS Acc	Pinto SS Acc
0.0	2	47%	68%
Per 15 minutes	Career attempts	Career accuracy	Career accuracy

Expectation-break insights

Insight

Control allowed: Spivac CTRL against / 15 = 137.7s (15.3%) vs Pinto 34.4s (3.8%) — Spivac has been held down more (15.3% of a 15-min fight); Pinto has been controlled for 3.8%.

Insight

TD volume vs TDD: Spivac TD Att 56 / Acc 57.1% into Pinto TDD 100.0% — the samples are too small to support a call either way.

Insight

TD offense gate: Pinto TD Acc 42.3% (11/26) — high takedown volume (10.9 attempts per 15 min) — Pinto looks for takedowns often.

Insight

Sub threat: Spivac career SUB.ATT 4 (33.3% of UFC wins) vs Pinto 2 (0.0% of UFC wins) — no clear submission edge on the UFC record.

Insight

KD profile: Spivac KD rate 0.0/15 vs Pinto 0.42/15; Spivac has absorbed 2 KD in UFC.

Insight

Distance bias: Spivac 62.8% landed SS at distance vs Pinto 35.5%; Spivac absorbs 81.0% of damage at distance.

Insight

Accuracy vs defense gate: Spivac Acc 46.9% → Pinto Def 58.6%; Pinto Acc 68.5% → Spivac Def 50.9%.

Insight

Division: billed Heavyweight at UFC Fight Night: Adesanya vs Magomedov (Dec 5, 2026). Compare each fighter's last Greco class to the billed pool.

Insight

Age / mileage: Spivac 31 (16 UFC) vs Pinto 28 (4 UFC).

By-round grappling

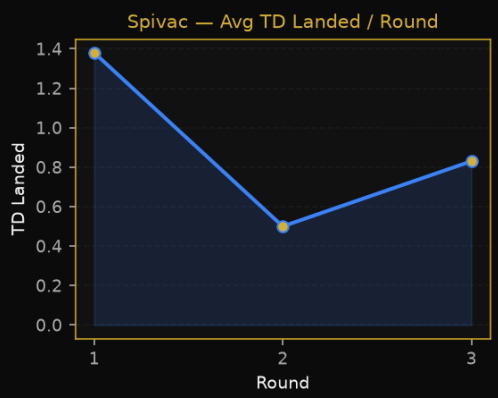

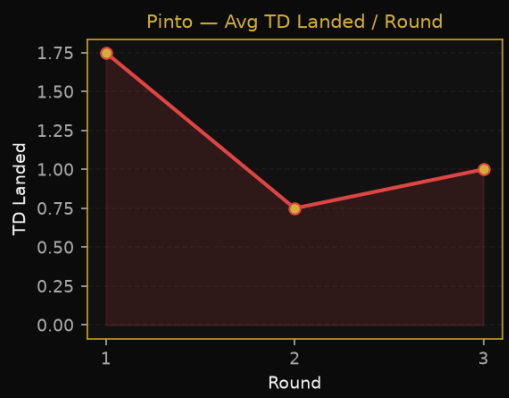

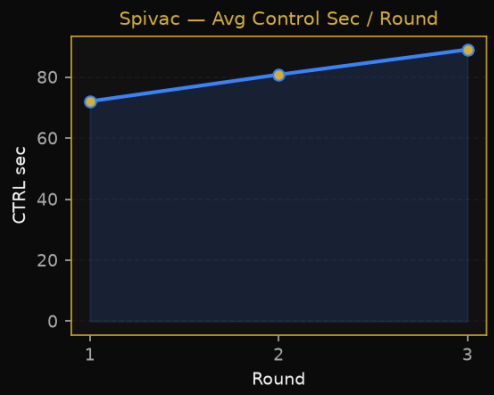
Spivac — Avg Control Sec / Round
CTRL sec
Round
0
20
40
60
80
1
2
3

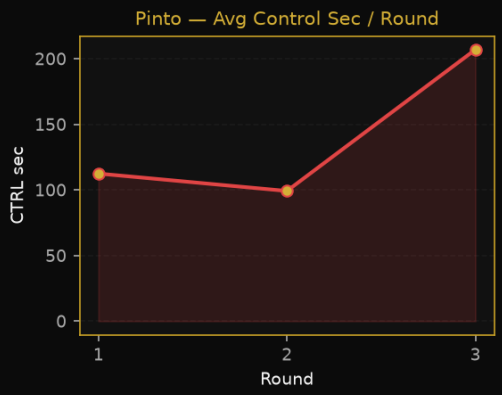
Pinto — Avg Control Sec / Round
CTRL sec
Round
0
50
100
150
200
1
2
3

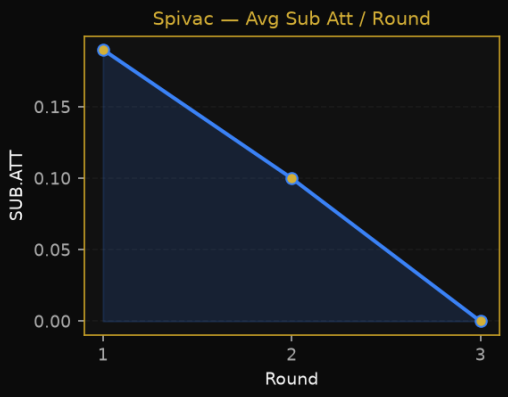
Spivac — Avg Sub Att / Round
SUB.ATT
Round
0.00
0.05
0.10
0.15
1
2
3

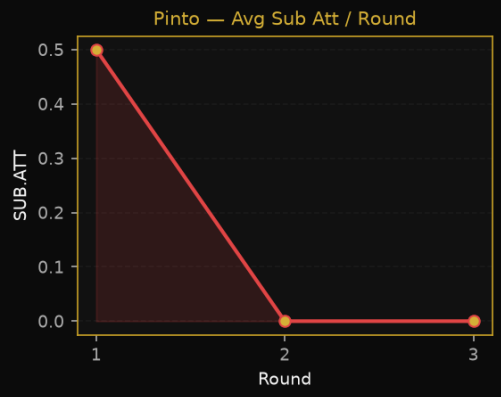
Pinto — Avg Sub Att / Round
SUB.ATT
Round
0.0
0.1
0.2
0.3
0.4
0.5
1
2
3

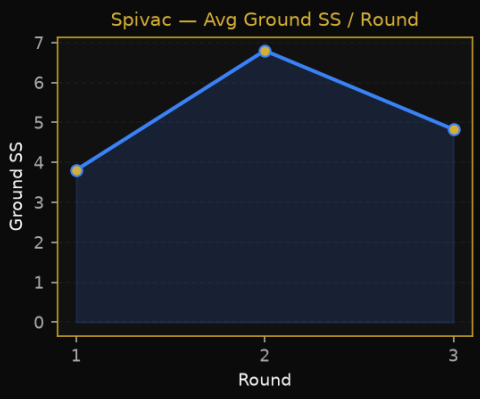
Spivac — Avg Ground SS / Round
Ground SS
Round
0
1
2
3
4
5
6
7
1
2
3

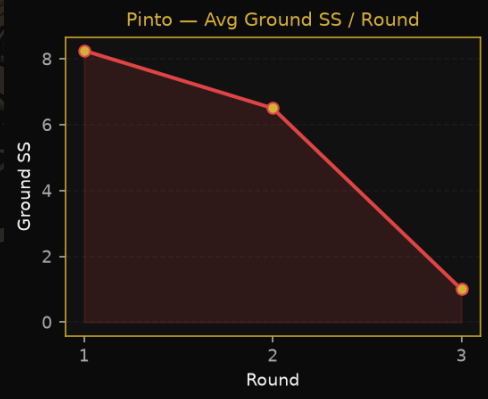
Pinto — Avg Ground SS / Round
Ground SS
Round
0
2
4
6
8
1
2
3

Leg Strikes — Offense vs Defense

UFCStats **LEG** column = significant strikes to the legs (**leg sig strikes / low-kick proxy**). Parsed as "a of b" from UFC fight stats. No limp/establishment narrative — volume, accuracy, share, and vs-average only. Tables sorted **most recent → oldest**. As of 2026-11-19.

Pinto Leg Output vs Spivac Leg Absorption

Side-by-side career board so FightingStats can compare **Pinto low-kick/leg output** vs **Spivac's leg absorption pattern**.

Metric	Pinto OFFENSE (leg)	Spivac DEFENSE (leg abs)	Spivac OFFENSE (leg)	Pinto DEFENSE (leg abs)
Leg sig landed	7	91	11	4
Leg sig attempted	8	94	12	7
Leg accuracy %	87.5%	96.8%	91.7%	57.1%
Leg share % of sig landed	5.6%	15.3%	2.3%	6.0%
Avg leg landed / round	0.78	2.84	0.34	0.44
Avg leg landed / fight	1.75	5.69	0.69	1.00
Sample rounds / fights	9/4	32/16	32/16	9/4

(Pinto OFF avg leg/rnd – Spivac DEF avg leg abs/rnd) = **-2.06**. leg share pp (Pinto OFF share – Spivac DEF share) = **-9.7**. Pinto career leg volume: **7 of 8** (87.5% acc · 5.6% of sig landed). Spivac career leg absorbed: **91 of 94** (15.3% of sig absorbed). Heavyweight division avg leg L/rnd ≈ **2.20**.

Read — volume only

Pinto averages **0.78** leg sig landed per round (1.75/fight). Spivac absorbs **2.84** leg sig per round historically (5.69/fight). Leg landed / attempted from fight stats (significant strikes to the legs).

Leg-Kick Finishes & Fight Narratives (sourced)

Wins by leg kicks (UFC METHOD/DETAILS): No UFC KO/TKO win for either fighter lists leg/calf/low kick in UFC Stats METHOD/DETAILS for this package (check DETAILS per bout).

No sourced fight summaries found where leg kicks were a key part of how the bout played out.

Pinto Leg Offense — Round × Opponent

Mario Pinto — **offensive** leg sig / low-kick proxy. Columns: Date · Opponent · Round · Sig landed · Leg L/T · Acc% · Share% · vs Opp Avg Abs (Above/Below).

Baseline: round Leg Lnd vs that opponent's career avg leg sig absorbed/rnd (Above/Below/≈Avg; in parentheses). Heavyweight division avg leg L/rnd ≈ 2.20.

Career: 7 of 8 leg sig (87.5% · 5.6% of 124 sig landed).

Date	Opponent	Rnd	Sig Lnd	Leg Lnd	Leg Att	Leg Acc%	Leg Share%	vs Opp Avg Abs
2026-09-05	Ryan Spann	1	36	0	0	—	0.0%	Below (-2.82) vs 2.82
2026-09-05	Ryan Spann	2	12	0	0	—	0.0%	Below (-2.82) vs 2.82
2026-03-21	Felipe Franco	1	16	2	2	100.0%	12.5%	Above (+0.50) vs 1.50
2026-03-21	Felipe Franco	2	9	1	1	100.0%	11.1%	Below (-0.50) vs 1.50
2026-03-21	Felipe Franco	3	9	0	0	—	0.0%	Below (-1.50) vs 1.50
2025-10-11	Jhonata Diniz	1	12	1	1	100.0%	8.3%	≈Avg (+0.00) vs 1.00
2025-10-11	Jhonata Diniz	2	17	0	1	0.0%	0.0%	Below (-1.00) vs 1.00
2025-03-01	Austen Lane	1	7	3	3	100.0%	42.9%	Above (+1.73) vs 1.27
2025-03-01	Austen Lane	2	6	0	0	—	0.0%	Below (-1.27) vs 1.27

Spivac Leg Defense — Absorbed (Round × Opponent)

Serghei Spivac — **defensive** leg sig absorbed (opponent LEG in that EVENT+BOUT+ROUND). Columns: Date · Opponent · Round · Sig abs · Leg Abs L/T · Opp Acc% · Share% · vs Own Avg Abs.

Baseline: round Leg Abs vs this fighter's own career avg leg sig absorbed/rnd (Above/Below/≈Avg; in parentheses). Heavyweight division avg leg L/rnd ≈ 2.20.

Career absorbed: 91 of 94 (96.8% opponent leg acc · 15.3% of sig absorbed).

Date	Opponent	Rnd	Sig Abs	Leg Abs	Leg Att	Opp Acc%	Leg Share%	vs Own Avg Abs
2026-08-22	Vitor Petrino	1	23	12	13	92.3%	52.2%	Above (+9.16) vs 2.84
2026-08-22	Vitor Petrino	2	19	1	1	100.0%	5.3%	Below (-1.84) vs 2.84
2026-08-22	Vitor Petrino	3	22	8	8	100.0%	36.4%	Above (+5.16) vs 2.84
2026-02-21	Ante Delija	1	19	0	0	—	0.0%	Below (-2.84) vs 2.84
2026-02-21	Ante Delija	2	26	0	0	—	0.0%	Below (-2.84) vs 2.84
2026-02-21	Ante Delija	3	16	0	0	—	0.0%	Below (-2.84) vs 2.84
2025-06-07	Waldo Cortes Acosta	1	27	7	7	100.0%	25.9%	Above (+4.16) vs 2.84
2025-06-07	Waldo Cortes Acosta	2	36	8	8	100.0%	22.2%	Above (+5.16) vs 2.84
2025-06-07	Waldo Cortes Acosta	3	47	3	4	75.0%	6.4%	≈Avg (+0.16) vs 2.84
2025-01-18	Jailton Almeida	1	23	2	2	100.0%	8.7%	Below (-0.84) vs 2.84
2024-08-10	Marcin Tybura	1	0	0	0	—	—	Below (-2.84) vs 2.84
2023-09-02	Ciryl Gane	1	51	13	13	100.0%	25.5%	Above (+10.16) vs 2.84
2023-09-02	Ciryl Gane	2	58	9	9	100.0%	15.5%	Above (+6.16) vs 2.84
2023-02-04	Derrick Lewis	1	0	0	0	—	—	Below (-2.84) vs 2.84
2022-08-06	Augusto Sakai	1	7	1	1	100.0%	14.3%	Below (-1.84) vs 2.84
2022-08-06	Augusto Sakai	2	1	0	0	—	0.0%	Below (-2.84) vs 2.84
2022-03-05	Greg Hardy	1	7	3	3	100.0%	42.9%	≈Avg (+0.16) vs 2.84
2021-09-04	Tom Aspinall	1	16	0	0	—	0.0%	Below (-2.84) vs 2.84
2021-06-19	Aleksei Oleinik	1	25	6	6	100.0%	24.0%	Above (+3.16) vs 2.84
2021-06-19	Aleksei Oleinik	2	10	3	3	100.0%	30.0%	≈Avg (+0.16) vs 2.84
2021-06-19	Aleksei Oleinik	3	24	4	4	100.0%	16.7%	Above (+1.16) vs 2.84
2021-02-20	Jared Vanderaa	1	10	2	2	100.0%	20.0%	Below (-0.84) vs 2.84
2021-02-20	Jared Vanderaa	2	3	0	0	—	0.0%	Below (-2.84) vs 2.84
2020-07-18	Carlos Felipe	1	23	0	0	—	0.0%	Below (-2.84) vs 2.84
2020-07-18	Carlos Felipe	2	20	0	0	—	0.0%	Below (-2.84) vs 2.84
2020-07-18	Carlos Felipe	3	1	0	0	—	0.0%	Below (-2.84) vs 2.84
2020-02-29	Marcin Tybura	1	23	0	0	—	0.0%	Below (-2.84) vs 2.84
2020-02-29	Marcin Tybura	2	5	0	0	—	0.0%	Below (-2.84) vs 2.84
2020-02-29	Marcin Tybura	3	15	0	0	—	0.0%	Below (-2.84) vs 2.84
2019-10-05	Tai Tuivasa	1	13	8	9	88.9%	61.5%	Above (+5.16) vs 2.84
2019-10-05	Tai Tuivasa	2	8	1	1	100.0%	12.5%	Below (-1.84) vs 2.84
2019-05-04	Walt Harris	1	17	0	0	—	0.0%	Below (-2.84) vs 2.84

Spivac Leg Offense — Round × Opponent

Serghei Spivac — **offensive** leg sig / low-kick proxy. Same columns as Pinto offense (Date · … · vs Opp Avg Abs).

Baseline: round Leg Lnd vs that opponent's career avg leg sig absorbed/rnd (Above/Below/≈Avg; in parentheses). Heavyweight division avg leg L/rnd ≈ 2.20.

Career: 11 of 12 leg sig (91.7% · 2.3% of 471 sig landed).

Date	Opponent	Rnd	Sig Lnd	Leg Lnd	Leg Att	Leg Acc%	Leg Share%	vs Opp Avg Abs
2026-08-22	Vitor Petrino	1	7	0	0	—	0.0%	Below (-2.64) vs 2.64
2026-08-22	Vitor Petrino	2	3	0	0	—	0.0%	Below (-2.64) vs 2.64
2026-08-22	Vitor Petrino	3	13	0	0	—	0.0%	Below (-2.64) vs 2.64
2026-02-21	Ante Delija	1	20	0	0	—	0.0%	Below (-0.40) vs 0.40
2026-02-21	Ante Delija	2	20	0	0	—	0.0%	Below (-0.40) vs 0.40
2026-02-21	Ante Delija	3	27	1	1	100.0%	3.7%	Above (+0.60) vs 0.40
2025-06-07	Waldo Cortes Acosta	1	14	2	2	100.0%	14.3%	Below (-4.68) vs 6.68
2025-06-07	Waldo Cortes Acosta	2	18	3	3	100.0%	16.7%	Below (-3.68) vs 6.68
2025-06-07	Waldo Cortes Acosta	3	16	0	0	—	0.0%	Below (-6.68) vs 6.68
2025-01-18	Jailton Almeida	1	15	0	0	—	0.0%	≈Avg (-0.14) vs 0.14
2024-08-10	Marcin Tybura	1	3	1	1	100.0%	33.3%	Below (-0.84) vs 1.84
2023-09-02	Ciryl Gane	1	7	1	2	50.0%	14.3%	Below (-2.48) vs 3.48
2023-09-02	Ciryl Gane	2	4	1	1	100.0%	25.0%	Below (-2.48) vs 3.48
2023-02-04	Derrick Lewis	1	12	0	0	—	0.0%	Below (-1.84) vs 1.84
2022-08-06	Augusto Sakai	1	10	0	0	—	0.0%	Below (-2.43) vs 2.43
2022-08-06	Augusto Sakai	2	23	0	0	—	0.0%	Below (-2.43) vs 2.43
2022-03-05	Greg Hardy	1	14	0	0	—	0.0%	Below (-2.84) vs 2.84
2021-09-04	Tom Aspinall	1	0	0	0	—	—	Below (-2.27) vs 2.27
2021-06-19	Aleksei Oleinik	1	23	0	0	—	0.0%	Below (-0.90) vs 0.90
2021-06-19	Aleksei Oleinik	2	20	1	1	100.0%	5.0%	≈Avg (+0.10) vs 0.90
2021-06-19	Aleksei Oleinik	3	28	0	0	—	0.0%	Below (-0.90) vs 0.90
2021-02-20	Jared Vanderaa	1	15	0	0	—	0.0%	Below (-2.47) vs 2.47
2021-02-20	Jared Vanderaa	2	36	0	0	—	0.0%	Below (-2.47) vs 2.47
2020-07-18	Carlos Felipe	1	20	0	0	—	0.0%	Below (-5.27) vs 5.27
2020-07-18	Carlos Felipe	2	29	0	0	—	0.0%	Below (-5.27) vs 5.27
2020-07-18	Carlos Felipe	3	24	0	0	—	0.0%	Below (-5.27) vs 5.27
2020-02-29	Marcin Tybura	1	10	0	0	—	0.0%	Below (-1.84) vs 1.84
2020-02-29	Marcin Tybura	2	11	0	0	—	0.0%	Below (-1.84) vs 1.84
2020-02-29	Marcin Tybura	3	5	0	0	—	0.0%	Below (-1.84) vs 1.84
2019-10-05	Tai Tuivasa	1	10	0	0	—	0.0%	Below (-2.13) vs 2.13
2019-10-05	Tai Tuivasa	2	13	0	0	—	0.0%	Below (-2.13) vs 2.13
2019-05-04	Walt Harris	1	1	1	1	100.0%	100.0%	Below (-1.63) vs 2.63

Pinto Leg Defense — Absorbed (Round × Opponent)

Mario Pinto — **defensive** leg sig absorbed. Same columns as Spivac defense (Date · … · vs Own Avg Abs).

Baseline: round Leg Abs vs this fighter's own career avg leg sig absorbed/rnd (Above/Below/≈Avg; in parentheses). Heavyweight division avg leg L/rnd ≈ 2.20.

Career absorbed: 4 of 7 (57.1% opponent leg acc · 6.0% of sig absorbed).

Date	Opponent	Rnd	Sig Abs	Leg Abs	Leg Att	Opp Acc%	Leg Share%	vs Own Avg Abs
2026-09-05	Ryan Spann	1	13	0	0	—	0.0%	Below (-0.44) vs 0.44
2026-09-05	Ryan Spann	2	0	0	0	—	—	Below (-0.44) vs 0.44
2026-03-21	Felipe Franco	1	9	1	1	100.0%	11.1%	Above (+0.56) vs 0.44
2026-03-21	Felipe Franco	2	3	0	0	—	0.0%	Below (-0.44) vs 0.44
2026-03-21	Felipe Franco	3	9	0	0	—	0.0%	Below (-0.44) vs 0.44
2025-10-11	Jhonata Diniz	1	1	1	1	100.0%	100.0%	Above (+0.56) vs 0.44
2025-10-11	Jhonata Diniz	2	0	0	1	0.0%	—	Below (-0.44) vs 0.44
2025-03-01	Austen Lane	1	20	2	4	50.0%	10.0%	Above (+1.56) vs 0.44
2025-03-01	Austen Lane	2	12	0	0	—	0.0%	Below (-0.44) vs 0.44

Opponent Career Historical Avg — Leg Sig Absorbed

For each UFC opponent faced: career historical average leg sig strikes **absorbed** (what opponents land on them across their UFC career). This is the offense-row baseline for the Above/Below column. Opponents ordered by most recent appearance.

Opponents faced by Serghei Spivac — their career leg-absorbed averages

Opponent	Fights	Rnds	Leg Abs L/T	Avg Leg Abs /Fight	Avg /Rnd	Leg Acc% on them	Leg Share% of SS Abs
Vitor Petrino	10	25	66 of 74	6.60	2.64	89.2%	23.1%
Ante Delija	3	5	2 of 2	0.67	0.40	100.0%	2.4%
Waldo Cortes Acosta	15	37	247 of 264	16.47	6.68	93.6%	40.9%
Jailton Almeida	11	21	3 of 3	0.27	0.14	100.0%	2.5%
Marcin Tybura	25	61	112 of 128	4.48	1.84	87.5%	12.0%
Ciryl Gane	15	44	153 of 198	10.20	3.48	77.3%	27.0%
Derrick Lewis	32	70	129 of 146	4.03	1.84	88.4%	16.3%
Augusto Sakai	9	23	56 of 66	6.22	2.43	84.8%	13.0%
Greg Hardy	10	19	54 of 63	5.40	2.84	85.7%	22.0%
Tom Aspinall	10	11	25 of 26	2.50	2.27	96.2%	30.1%
Aleksei Oleinik	17	29	26 of 27	1.53	0.90	96.3%	5.9%
Jared Vanderaa	7	17	42 of 49	6.00	2.47	85.7%	9.1%
Carlos Felipe	5	15	79 of 84	15.80	5.27	94.0%	18.8%
Tai Tuivasa	19	38	81 of 96	4.26	2.13	84.4%	11.6%
Walt Harris	16	27	71 of 90	4.44	2.63	78.9%	20.5%

Opponents faced by Mario Pinto — their career leg-absorbed averages

Opponent	Fights	Rnds	Leg Abs L/T	Avg Leg Abs /Fight	Avg /Rnd	Leg Acc% on them	Leg Share% of SS Abs
Ryan Spann	17	28	79 of 88	4.65	2.82	89.8%	18.5%
Felipe Franco	3	6	9 of 10	3.00	1.50	90.0%	17.6%
Jhonata Diniz	6	15	15 of 19	2.50	1.00	78.9%	6.4%
Austen Lane	7	11	14 of 16	2.00	1.27	87.5%	15.9%

Source: UFCStats **LEG** = significant strikes to the legs (leg sig / low-kick proxy). Landed of attempted parsed from fight-stats CSV. Sort: most recent → oldest.

Finish Path Mismatch — Callout

Shown only because the finish paths create a real matchup flag (otherwise finish pies live in scouting when research is present).

Finish mismatch

Mario Pinto wins by KO/TKO often (3/4) while Serghei Spivac has lost by KO/TKO (4/7).



Heavyweight Division Context

Upcoming bout is billed **Heavyweight**. Division pool (n=258): Fighters whose majority of UFC bouts are in billed class 'Heavyweight', OR whose most recent UFC bout is in that family. **Last Greco weight class:** Spivac = **Heavyweight Bout**; Pinto = **Heavyweight Bout**. Values: fighter · division average · delta · standing in division. Control rows show seconds and % of a 15-min fight.

Metric	Div Avg	Spivac	vs avg	Spivac standing	Pinto	vs avg	Pinto standing
SS Acc %	48.3%	46.9%	-1.4 pp	top 56%	68.5%	+20.2 pp	top 5.4%
SS Def %	49.1%	50.9%	+1.8 pp	top 48%	58.6%	+9.5 pp	top 15%
TD Acc %	38.6%	57.1%	+18.5 pp	top 24%	42.3%	+3.7 pp	top 41%
TDD %	58.1%	52.9%	-5.2 pp	top 61%	100.0%	+41.9 pp	top 14%
Control expected / 15 min	182.7s (20.3%)	266.4s (29.6%)	+83.7s	top 30%	442.4s (49.2%)	+259.7s	top 7.0%
Control allowed / 15 min	187.5s (20.8%)	137.7s (15.3%)	-49.8s	top 46%	34.4s (3.8%)	-153.1s	top 19%
KD rate / 15	0.45	0.00	-0.45	top 100%	0.42	-0.03	top 33%
KD Abs rate / 15	0.63	0.21	-0.42	top 48%	0.42	-0.21	top 62%
SLpM	3.13	3.35	+0.22	top 41%	3.47	+0.34	top 37%
SApM	3.53	4.23	+0.70	top 74%	1.88	-1.65	top 15%

Control expected / allowed per 15 min = total CTRL (or CTRL against) seconds ÷ fight seconds × 900. Shown as seconds and % of a 15-minute (900s) fight (e.g. 290.4s ≈ 32.3%).

Spivac vs division field

SS Acc **46.9%** (div avg 48.3%, top 56%) · SS Def **50.9%** (top 48%) · TDD **52.9%** (top 61%). Last Greco class: Heavyweight Bout.

Pinto vs division field

SLpM **3.47** (top 37%) · TDD **100.0%** (top 14%) · SS Def **58.6%** (top 15%). Last Greco class: Heavyweight Bout.

Standing = share of the Heavyweight pool at or better on that metric (“top X%”). For Control allowed / 15, KD Abs rate, and SApM, lower is better.

Serghei Spivac — A/B/C/D Fight Tables

Locked next-build tables. **A/B** = every UFC round × opponent (most recent first); sig by **distance / clinch / ground only** (no head/body/leg). Striking time = mm:ss [% of round clock] (clock – CTRL). Stand/15* = projected sig pace if stand-up lasted a full 15 min on striking-time basis. **C/D** = fight-level grappling. C/D styles: **bold gold wash** = ≥1 TD attempt; muted = 0 attempts; **teal wash** = landed ≥1 TD vs historically strong career TDD (≥70%). Diff = subject sig landed – absorbed.

A — Offensive Significant Strikes — Serghei Spivac

SS T/L = thrown/landed. Dist/Clin/Gnd = sig landed/thrown by position. Tot D/C/G uses UFCStats position splits (all distance strikes are significant).

Date	Opponent	R	WC	SS T/L	Diff	KD	Dist	Clin	Gnd	Tot T/L	Tot D/C/G	StrTime [%clk]	Stand/15 *
Aug 22, 2026	Vitor Petrino	1	Heavyweight Bout	29/7	-16	0	7/29	0/0	0/0	29/7	7/0/0	5:00 [100%]	21.0
Aug 22, 2026	Vitor Petrino	2	Heavyweight Bout	5/3	-16	0	1/3	0/0	2/2	14/12	1/0/2	4:38 [93%]	3.2
Aug 22, 2026	Vitor Petrino	3	Heavyweight Bout	33/13	-9	0	13/33	0/0	0/0	34/14	13/0/0	5:00 [100%]	39.0
Feb 21, 2026	Ante Delija	1	Heavyweight Bout	46/20	1	0	20/46	0/0	0/0	46/20	20/0/0	5:00 [100%]	60.0
Feb 21, 2026	Ante Delija	2	Heavyweight Bout	41/20	-6	0	20/40	0/1	0/0	55/34	20/0/0	3:52 [77%]	77.6
Feb 21, 2026	Ante Delija	3	Heavyweight Bout	62/27	11	0	27/62	0/0	0/0	84/48	27/0/0	3:08 [63%]	129.3
Jun 07, 2025	Waldo Cortes Acosta	1	Heavyweight Bout	36/14	-13	0	14/36	0/0	0/0	39/17	14/0/0	3:24 [68%]	61.8
Jun 07, 2025	Waldo Cortes Acosta	2	Heavyweight Bout	42/18	-18	0	17/40	1/2	0/0	42/18	17/1/0	4:45 [95%]	53.7
Jun 07, 2025	Waldo Cortes Acosta	3	Heavyweight Bout	41/16	-31	0	14/39	2/2	0/0	43/18	14/2/0	4:26 [89%]	47.4
Jan 18, 2025	Jailton Almeida	1	Heavyweight Bout	28/15	-8	0	2/7	0/0	13/21	47/34	2/0/13	2:45 [56%]	10.9
Aug 10, 2024	Marcin Tybura	1	Heavyweight Bout	5/3	3	0	3/5	0/0	0/0	11/8	3/0/0	1:10 [67%]	38.6
Sep 02, 2023	Ciryl Gane	1	Heavyweight Bout	26/7	-44	0	7/26	0/0	0/0	26/7	7/0/0	4:58 [99%]	21.1
Sep 02, 2023	Ciryl Gane	2	Heavyweight Bout	18/4	-54	0	4/18	0/0	0/0	18/4	4/0/0	3:44 [100%]	16.1
Feb 04, 2023	Derrick Lewis	1	Heavyweight Bout	21/12	12	0	0/3	0/0	12/18	54/36	0/0/12	0:33 [18%]	0.0
Aug 06, 2022	Augusto Sakai	1	Heavyweight Bout	13/10	3	0	3/6	0/0	7/7	43/36	3/0/7	0:51 [17%]	52.9
Aug 06, 2022	Augusto Sakai	2	Heavyweight Bout	36/23	22	0	6/9	0/0	17/27	76/50	6/0/17	1:14 [33%]	73.0
Mar 05, 2022	Greg Hardy	1	Heavyweight Bout	27/14	7	0	0/7	0/0	14/20	30/17	0/0/14	0:55 [40%]	0.0
Sep 04, 2021	Tom Aspinall	1	Heavyweight Bout	11/0	-16	0	0/11	0/0	0/0	11/0	0/0/0	2:30 [100%]	0.0
Jun 19, 2021	Aleksei Oleinik	1	Heavyweight Bout	53/23	-2	0	22/51	1/2	0/0	54/24	22/1/0	5:00 [100%]	66.0
Jun 19, 2021	Aleksei Oleinik	2	Heavyweight Bout	32/20	10	0	14/25	0/0	6/7	51/37	14/0/6	2:06 [42%]	100.0
Jun 19, 2021	Aleksei Oleinik	3	Heavyweight Bout	51/28	4	0	19/36	3/6	6/9	76/51	19/3/6	3:03 [61%]	93.4

Date	Opponent	R	WC	SS T/L	Diff	KD	Dist	Clin	Gnd	Tot T/L	Tot D/C/G	StrTime [%clk]	Stand/15 *
Feb 20, 2021	Jared Vanderaa	1	Heavyweight Bout	20/15	5	0	5/9	0/0	10/11	46/38	5/0/10	0:34 [11%]	132.3
Feb 20, 2021	Jared Vanderaa	2	Heavyweight Bout	52/36	33	0	2/8	0/0	34/44	89/69	2/0/34	0:29 [11%]	62.1
Jul 18, 2020	Carlos Felipe	1	Heavyweight Bout	45/20	-3	0	19/44	1/1	0/0	45/20	19/1/0	5:00 [100%]	57.0
Jul 18, 2020	Carlos Felipe	2	Heavyweight Bout	73/29	9	0	27/71	2/2	0/0	75/31	27/2/0	4:39 [93%]	87.1
Jul 18, 2020	Carlos Felipe	3	Heavyweight Bout	31/24	23	0	1/6	0/0	23/25	133/114	1/0/23	0:29 [10%]	31.0
Feb 29, 2020	Marcin Tybura	1	Heavyweight Bout	27/10	-13	0	9/26	1/1	0/0	31/13	9/1/0	5:00 [100%]	27.0
Feb 29, 2020	Marcin Tybura	2	Heavyweight Bout	23/11	6	0	7/17	4/6	0/0	29/15	7/4/0	5:00 [100%]	21.0
Feb 29, 2020	Marcin Tybura	3	Heavyweight Bout	33/5	-10	0	4/31	1/2	0/0	41/12	4/1/0	5:00 [100%]	12.0
Oct 05, 2019	Tai Tuivasa	1	Heavyweight Bout	20/10	-3	0	5/15	0/0	5/5	31/21	5/0/5	2:35 [52%]	29.0
Oct 05, 2019	Tai Tuivasa	2	Heavyweight Bout	22/13	5	0	3/12	1/1	9/9	29/19	3/1/9	1:17 [40%]	35.1
May 04, 2019	Walt Harris	1	Heavyweight Bout	3/1	-16	0	1/3	0/0	0/0	3/1	1/0/0	0:50 [100%]	18.0

B — Defensive Significant Strikes — Serghei Spivac

Absorbed mirror. Abs T/L = opponent thrown/landed on subject. KD↓ = knockdowns absorbed. Abs/15 = distance sig absorbed per 15 min of striking time.

Date	Opponent	R	WC	Abs T/L	Diff	KD↓	Dist	Clin	Gnd	Tot Abs	Tot D/C/G	StrTime [%clk]	Abs/15*
Aug 22, 2026	Vitor Petrino	1	Heavyweight Bout	41/23	-16	0	23/41	0/0	0/0	41/23	23/0/0	5:00 [100%]	69.0
Aug 22, 2026	Vitor Petrino	2	Heavyweight Bout	24/19	-16	0	1/2	2/3	16/19	90/70	1/2/16	4:38 [93%]	3.2
Aug 22, 2026	Vitor Petrino	3	Heavyweight Bout	34/22	-9	0	19/31	2/2	1/1	46/33	19/2/1	5:00 [100%]	57.0
Feb 21, 2026	Ante Delija	1	Heavyweight Bout	58/19	1	0	19/58	0/0	0/0	58/19	19/0/0	5:00 [100%]	57.0
Feb 21, 2026	Ante Delija	2	Heavyweight Bout	63/26	-6	0	23/59	3/4	0/0	64/26	23/3/0	3:52 [77%]	89.2
Feb 21, 2026	Ante Delija	3	Heavyweight Bout	51/16	11	0	16/51	0/0	0/0	51/16	16/0/0	3:08 [63%]	76.6
Jun 07, 2025	Waldo Cortes Acosta	1	Heavyweight Bout	59/27	-13	0	26/58	1/1	0/0	60/28	26/1/0	3:24 [68%]	114.7
Jun 07, 2025	Waldo Cortes Acosta	2	Heavyweight Bout	77/36	-18	0	33/72	3/5	0/0	77/36	33/3/0	4:45 [95%]	104.2
Jun 07, 2025	Waldo Cortes Acosta	3	Heavyweight Bout	99/47	-31	0	46/95	1/4	0/0	99/47	46/1/0	4:26 [89%]	155.6
Jan 18, 2025	Jailton Almeida	1	Heavyweight Bout	31/23	-8	0	7/12	4/6	12/13	49/36	7/4/12	2:45 [56%]	38.2
Aug 10, 2024	Marcin Tybura	1	Heavyweight Bout	4/0	3	0	0/4	0/0	0/0	18/9	0/0/0	1:10 [67%]	0.0
Sep 02, 2023	Ciryl Gane	1	Heavyweight Bout	69/51	-44	0	50/68	1/1	0/0	70/52	50/1/0	4:58 [99%]	151.0

Date	Opponent	R	WC	Abs T/L	Diff	KD↓	Dist	Clin	Gnd	Tot Abs	Tot D/C/G	StrTime [%clk]	Abs/15*
Sep 02, 2023	Ciryl Gane	2	Heavyweight Bout	87/58	-54	0	55/84	3/3	0/0	87/58	55/3/0	3:44 [100%]	221.0
Feb 04, 2023	Derrick Lewis	1	Heavyweight Bout	3/0	12	0	0/3	0/0	0/0	3/0	0/0/0	0:33 [18%]	0.0
Aug 06, 2022	Augusto Sakai	1	Heavyweight Bout	11/7	3	0	1/5	6/6	0/0	16/12	1/6/0	0:51 [17%]	17.6
Aug 06, 2022	Augusto Sakai	2	Heavyweight Bout	12/1	22	0	1/12	0/0	0/0	13/2	1/0/0	1:14 [33%]	12.2
Mar 05, 2022	Greg Hardy	1	Heavyweight Bout	12/7	7	0	7/12	0/0	0/0	12/7	7/0/0	0:55 [40%]	114.5
Sep 04, 2021	Tom Aspinall	1	Heavyweight Bout	26/16	-16	1	7/13	3/3	6/10	26/16	7/3/6	2:30 [100%]	42.0
Jun 19, 2021	Aleksei Oleinik	1	Heavyweight Bout	59/25	-2	0	23/55	1/3	1/1	61/27	23/1/1	5:00 [100%]	69.0
Jun 19, 2021	Aleksei Oleinik	2	Heavyweight Bout	22/10	10	0	9/19	0/0	1/3	29/16	9/0/1	2:06 [42%]	64.3
Jun 19, 2021	Aleksei Oleinik	3	Heavyweight Bout	40/24	4	0	20/36	3/3	1/1	72/55	20/3/1	3:03 [61%]	98.4
Feb 20, 2021	Jared Vanderaa	1	Heavyweight Bout	15/10	5	0	8/13	2/2	0/0	23/18	8/2/0	0:34 [11%]	211.8
Feb 20, 2021	Jared Vanderaa	2	Heavyweight Bout	9/3	33	0	3/9	0/0	0/0	15/9	3/0/0	0:29 [11%]	93.1
Jul 18, 2020	Carlos Felipe	1	Heavyweight Bout	59/23	-3	0	23/59	0/0	0/0	59/23	23/0/0	5:00 [100%]	69.0
Jul 18, 2020	Carlos Felipe	2	Heavyweight Bout	58/20	9	0	20/58	0/0	0/0	58/20	20/0/0	4:39 [93%]	64.5
Jul 18, 2020	Carlos Felipe	3	Heavyweight Bout	4/1	23	0	1/4	0/0	0/0	4/1	1/0/0	0:29 [10%]	31.0
Feb 29, 2020	Marcin Tybura	1	Heavyweight Bout	45/23	-13	0	9/25	0/0	14/20	78/49	9/0/14	5:00 [100%]	27.0
Feb 29, 2020	Marcin Tybura	2	Heavyweight Bout	21/5	6	0	2/17	3/4	0/0	51/30	2/3/0	5:00 [100%]	6.0
Feb 29, 2020	Marcin Tybura	3	Heavyweight Bout	40/15	-10	0	4/21	2/4	9/15	70/37	4/2/9	5:00 [100%]	12.0
Oct 05, 2019	Tai Tuivasa	1	Heavyweight Bout	37/13	-3	0	12/29	1/6	0/2	38/14	12/1/0	2:35 [52%]	69.7
Oct 05, 2019	Tai Tuivasa	2	Heavyweight Bout	13/8	5	0	5/10	3/3	0/0	13/8	5/3/0	1:17 [40%]	58.4
May 04, 2019	Walt Harris	1	Heavyweight Bout	28/17	-16	1	9/18	3/4	5/6	28/17	9/3/5	0:50 [100%]	162.0

C — Offensive Takedowns — Serghei Spivac

Opp TD allwd/f = opponent career takedowns absorbed ÷ UFC fights. Opp Career TDD% = 1 – (TD landed on them / TD attempted on them).

Date	Opponent	R	Res	TD A/L	Opp TD allwd/f	CTRL	Sub	Rev	Opp Career TDD%
Aug 22, 2026	Vitor Petrino	—	L	2/0	0.50	0:22	0	1	82.1%
Feb 21, 2026	Ante Delija	—	W	4/1	0.33	3:00	0	0	75.0%
Jun 07, 2025	Waldo Cortes Acosta	—	L	6/2	0.67	2:25	0	0	69.7%
Jan 18, 2025	Jailton Almeida	—	L	1/1	0.09	2:08	0	1	66.7%
Aug 10, 2024	Marcin Tybura	—	W	1/1	0.48	0:34	1	0	70.7%
Sep 02, 2023	Ciryl Gane	—	L	1/0	0.80	0:02	0	0	74.5%
Feb 04, 2023	Derrick Lewis	—	W	8/6	1.59	2:32	1	0	51.9%

Date	Opponent	R	Res	TD A/L	Opp TD allwd/f	CTRL	Sub	Rev	Opp Career TDD%
Aug 06, 2022	Augusto Sakai	—	W	8/6	1.11	6:37	1	0	37.5%
Mar 05, 2022	Greg Hardy	—	W	4/3	0.50	1:21	0	0	64.3%
Sep 04, 2021	Tom Aspinall	—	L	2/0	0.00	0:00	0	0	100.0%
Jun 19, 2021	Aleksei Oleinik	—	W	0/0	0.88	4:51	0	0	37.5%
Feb 20, 2021	Jared Vanderaa	—	W	3/3	1.14	8:29	0	0	20.0%
Jul 18, 2020	Carlos Felipe	—	W	7/3	0.60	4:52	0	0	72.7%
Feb 29, 2020	Marcin Tybura	—	L	1/0	0.48	0:00	0	0	70.7%
Oct 05, 2019	Tai Tuivasa	—	W	8/6	1.11	4:22	1	0	56.2%
May 04, 2019	Walt Harris	—	L	0/0	0.38	0:00	0	0	70.0%

Above-expected TD (C) — Serghei Spivac

Landed ≥1 TD vs historically strong career TDD (≥70%): Ante Delija (Feb 21, 2026) TD 1/4 vs career TDD 75.0%; Marcin Tybura (Aug 10, 2024) TD 1/1 vs career TDD 70.7%; Carlos Felipe (Jul 18, 2020) TD 3/7 vs career TDD 72.7%.

D — Defensive Grappling — Serghei Spivac

TD ag = takedown attempts/landed against subject. CTRL ag = opponent control. Fight TDD% = stuff rate in that fight; Opp TD Acc = opponent career offensive TD accuracy. Teal wash = opponent landed ≥1 TD despite subject's strong career TDD.

Date	Opponent	R	Res	TD ag A/L	CTRL ag	Sub ag	Rev ag	Fight TDD%	Opp TD Acc	Opp TD/f
Aug 22, 2026	Vitor Petrino	—	L	6/4	6:07	0	0	33.3%	—	2.20
Feb 21, 2026	Ante Delija	—	W	0/0	0:12	0	0	—	—	0.00
Jun 07, 2025	Waldo Cortes Acosta	—	L	0/0	0:00	0	0	—	—	0.27
Jan 18, 2025	Jailton Almeida	—	L	1/1	1:48	0	1	0.0%	—	3.09
Aug 10, 2024	Marcin Tybura	—	W	0/0	0:43	0	1	—	—	0.92
Sep 02, 2023	Ciryl Gane	—	L	0/0	0:09	0	0	—	—	0.53
Feb 04, 2023	Derrick Lewis	—	W	0/0	0:00	0	0	—	—	0.31
Aug 06, 2022	Augusto Sakai	—	W	0/0	0:23	0	0	—	—	0.22
Mar 05, 2022	Greg Hardy	—	W	0/0	0:00	0	0	—	—	0.10
Sep 04, 2021	Tom Aspinall	—	L	0/0	0:03	0	0	—	—	0.40
Jun 19, 2021	Aleksei Oleinik	—	W	2/1	3:31	1	0	50.0%	—	0.82
Feb 20, 2021	Jared Vanderaa	—	W	0/0	0:00	0	0	—	—	0.00
Jul 18, 2020	Carlos Felipe	—	W	0/0	0:00	0	0	—	—	0.00
Feb 29, 2020	Marcin Tybura	—	L	8/2	8:23	0	0	75.0%	—	0.92
Oct 05, 2019	Tai Tuivasa	—	W	0/0	0:06	0	0	—	—	0.05
May 04, 2019	Walt Harris	—	L	0/0	0:05	0	0	—	—	0.12

Mario Pinto — A/B/C/D Fight Tables

Locked next-build tables. **A/B** = every UFC round × opponent (most recent first); sig by **distance / clinch / ground only** (no head/body/leg). Striking time = mm:ss [% of round clock] (clock – CTRL). Stand/15* = projected sig pace if stand-up lasted a full 15 min on striking-time basis. **C/D** = fight-level grappling. C/D styles: **bold gold wash** = ≥1 TD attempt; muted = 0 attempts; **teal wash** = landed ≥1 TD vs historically strong career TDD (≥70%). Diff = subject sig landed – absorbed.

A — Offensive Significant Strikes — Mario Pinto

SS T/L = thrown/landed. Dist/Clin/Gnd = sig landed/thrown by position. Tot D/C/G uses UFCStats position splits (all distance strikes are significant).

Date	Opponent	R	WC	SS T/L	Diff	KD	Dist	Clin	Gnd	Tot T/L	Tot D/C/G	StrTime [%clk]	Stand/15 *
Sep 05, 2026	Ryan Spann	1	Heavyweight Bout	54/36	23	0	9/22	4/7	23/25	96/78	9/4/23	2:10 [43%]	62.3
Sep 05, 2026	Ryan Spann	2	Heavyweight Bout	13/12	12	0	1/2	2/2	9/9	41/36	1/2/9	0:12 [22%]	75.0
Mar 21, 2026	Felipe Franco	1	Heavyweight Bout	28/16	7	0	12/23	4/5	0/0	49/37	12/4/0	4:32 [91%]	39.7
Mar 21, 2026	Felipe Franco	2	Heavyweight Bout	20/9	6	0	6/16	3/4	0/0	53/39	6/3/0	2:40 [53%]	33.8
Mar 21, 2026	Felipe Franco	3	Heavyweight Bout	10/9	0	0	2/3	6/6	1/1	64/61	2/6/1	1:33 [31%]	19.4
Oct 11, 2025	Jhonata Diniz	1	Heavyweight Bout	14/12	11	0	2/2	0/0	10/12	44/37	2/0/10	1:05 [22%]	27.7
Oct 11, 2025	Jhonata Diniz	2	Heavyweight Bout	19/17	17	0	0/1	0/0	17/18	58/50	0/0/17	0:37 [15%]	0.0
Mar 01, 2025	Austen Lane	1	Heavyweight Bout	11/7	-13	0	6/9	1/2	0/0	14/10	6/1/0	4:43 [94%]	19.1
Mar 01, 2025	Austen Lane	2	Heavyweight Bout	12/6	-6	1	6/11	0/0	0/1	12/6	6/0/0	0:38 [97%]	142.1

B — Defensive Significant Strikes — Mario Pinto

Absorbed mirror. Abs T/L = opponent thrown/landed on subject. KD↓ = knockdowns absorbed. Abs/15 = distance sig absorbed per 15 min of striking time.

Date	Opponent	R	WC	Abs T/L	Diff	KD↓	Dist	Clin	Gnd	Tot Abs	Tot D/C/G	StrTime [%clk]	Abs/15*
Sep 05, 2026	Ryan Spann	1	Heavyweight Bout	33/13	23	0	6/23	7/10	0/0	36/16	6/7/0	2:10 [43%]	41.5
Sep 05, 2026	Ryan Spann	2	Heavyweight Bout	1/0	12	0	0/1	0/0	0/0	1/0	0/0/0	0:12 [22%]	0.0
Mar 21, 2026	Felipe Franco	1	Heavyweight Bout	25/9	7	0	8/24	1/1	0/0	32/16	8/1/0	4:32 [91%]	26.5
Mar 21, 2026	Felipe Franco	2	Heavyweight Bout	19/3	6	0	2/18	1/1	0/0	27/11	2/1/0	2:40 [53%]	11.2
Mar 21, 2026	Felipe Franco	3	Heavyweight Bout	16/9	0	0	3/9	6/7	0/0	41/33	3/6/0	1:33 [31%]	29.0
Oct 11, 2025	Jhonata Diniz	1	Heavyweight Bout	2/1	11	0	1/2	0/0	0/0	6/4	1/0/0	1:05 [22%]	13.8
Oct 11, 2025	Jhonata Diniz	2	Heavyweight Bout	3/0	17	0	0/3	0/0	0/0	3/0	0/0/0	0:37 [15%]	0.0
Mar 01, 2025	Austen Lane	1	Heavyweight Bout	38/20	-13	1	20/35	0/3	0/0	46/23	20/0/0	4:43 [94%]	63.6
Mar 01, 2025	Austen Lane	2	Heavyweight Bout	25/12	-6	0	11/23	1/2	0/0	29/13	11/1/0	0:38 [97%]	260.5

C — Offensive Takedowns — Mario Pinto

Opp TD allwd/f = opponent career takedowns absorbed ÷ UFC fights. Opp Career TDD% = 1 – (TD landed on them / TD attempted on them).

Date	Opponent	R	Res	TD A/L	Opp TD allwd/f	CTRL	Sub	Rev	Opp Career TDD%
Sep 05, 2026	Ryan Spann	—	W	7/6	1.12	3:33	0	0	50.0%
Mar 21, 2026	Felipe Franco	—	W	14/2	0.67	6:15	0	0	85.7%
Oct 11, 2025	Jhonata Diniz	—	W	4/3	1.83	7:28	2	1	62.1%
Mar 01, 2025	Austen Lane	—	W	1/0	0.14	0:18	0	0	50.0%

Above-expected TD (C) — Mario Pinto

Landed ≥1 TD vs historically strong career TDD (≥70%): Felipe Franco (Mar 21, 2026) TD 2/14 vs career TDD 85.7%.

D — Defensive Grappling — Mario Pinto

TD ag = takedown attempts/landed against subject. CTRL ag = opponent control. Fight TDD% = stuff rate in that fight; Opp TD Acc = opponent career offensive TD accuracy. Teal wash = opponent landed ≥1 TD despite subject's strong career TDD.

Date	Opponent	R	Res	TD ag A/L	CTRL ag	Sub ag	Rev ag	Fight TDD%	Opp TD Acc	Opp TD/f
Sep 05, 2026	Ryan Spann	—	W	1/0	0:20	1	0	100.0%	—	0.47
Mar 21, 2026	Felipe Franco	—	W	1/0	0:00	0	0	100.0%	—	1.33
Oct 11, 2025	Jhonata Diniz	—	W	0/0	0:09	0	1	—	—	0.00
Mar 01, 2025	Austen Lane	—	W	1/0	0:53	0	0	100.0%	—	0.57

Thanks for Reading — Next Steps

Continue with FightingStats

- Bets, predictions & tape breakdowns → patreon.com/FightingStats
- Generate your own interactive matchups → fightingstats.com
- Public records & results → fightingstats.com/results

Bankroll Tracker Results

Pulled at build from **bankroll-10232026** (year sheets + all-time rollup). Figures are not hardcoded in the template.

Period	W-L	Profit	Units	ROI
2024	386-648	$61,106	+122.2u	14.7%
2025	716-989	$183,271	+366.5u	25.6%
2026 YTD	807-888	$48,812	+122.5u	7.8%
All-time since 2024	1909-2525	$293,189	+611.2u	16.7%
2026 Live Betting	272-197	$31,001	+65.9u	13.8%

Follow FightingStats & Art

@FightingStatsCom · @fightingstats · @FightingStatsCo · @fightingstatsco · Art on X: @MrElectricute · Site: fightingstats.com · Patreon

About the Author — Art C



Art C is a professional sports bettor with **20+ years** of experience, specializing in **UFC / MMA**. He spends **20+ hours per week** on stats and tape study. Tape breakdowns live on Patreon; the analysis drives the results shown above.

@MrElectricute · Patreon · fightingstats.com